

Haier

Born for the city.

2020
Appliance Catalog

**#1 Appliance
brand in
the world***







The city is where we belong.

Its energy and grit are what inspire us.

From the architecture to the fast-paced lifestyle.

It's what pushes us to engineer appliances
for a new way of living.

Appliances that combine technology,
international design and city hustle.

We're the only appliance brand
designed for this place.

We're Haier, and we're born for the city.

So advanced that everything becomes easier.

With a clean appearance and uncomplicated functions—like an LCD touchscreen on laundry pairs—these attractive appliances take all the guesswork out of your daily routine.










A look inspired by the world that surrounds us.

Experience appliances that capture the architecture, energy and creativity that define modern living.






Haier appliances connected capabilities work with a variety of partners:






Smart appliances that provide unexpected simplicity.

Don't let your daily routine hold you back. Life is better when connected with smart appliances that simplify everyday tasks, free you from the kitchen and put total control right at your fingertips.



BE IN THE KNOW

Get notifications and alerts without having to hover over appliances.



SMARTER, NOT HARDER

With features like voice activation or scan-to-cook, saving time is simple.



ANYWHERE CONTROL

Monitor and interact with appliances from anywhere.



UP-TO-DATE

Receive software updates that enhance performance and offer exciting new features.

IFTTT

innit

Experience the #1 appliance brand in the world.*

These full-size appliances offer a worldly, contemporary appearance combined with the latest in convenient kitchen features.

Left to right:

QDP555SYNFS (dishwasher) — See pg. 41

QVM7167RNSS (microwave) — See pg. 33

QSS740RNSS (range) — See pg. 26

QNE27JSMSS (refrigerator) — See pg. 21

*Euromonitor 2018.









Discover new possibilities in a small-space kitchen.

These compact appliances are designed for creative individuals who would rather be exploring a vibrant city than sitting at home.

Left to right:

QAS740RMSS (range) — See pg. 27

HMV1472B (microwave) — See pg. 33

QDT125SSLSS (dishwasher) — See pg. 40

HRF15N3AGS (refrigerator) — See pg. 22

Kitchen conveniences, wherever you spend time.

Now you can add simple, stylish appliances anywhere, even in the most unexpected places.

Left to right:

HEBF100BXS (beverage center) — See pg. 23

QDT125SSLSS (dishwasher) — See pg. 40










Table of Contents

Refrigeration	8
Cooking	24
Kitchen Hub.....	36
Dishwashers	38
Clothes Care	42
Comfort Products.....	46
Miscellaneous.....	56, 73
Specifications	58



Compliant with the
Americans with
Disabilities Act



Bluetooth

The Bluetooth® word mark and logos are registered trademarks owned by Bluetooth SIG, Inc. and any use of such marks by GE Appliances is under license. Other trademarks and trade names are those of their respective owners.



ENERGY STAR® certified

GE Appliances helps you conserve energy and save money. We have been an ENERGY STAR® Partner since 2001. We are committed to creating energy-efficient, high-performance household appliances.



Wi-Fi compatible

WiFi Connect appliances with remote monitoring and enhanced features are indicated by this icon.



Voice Activation

This mark indicates that a product has voice assistance capabilities and works with devices powered by Amazon Alexa and Google Assistant™.



Refrigeration

The high-rise on your kitchen's skyline.



REFRIGERATORS

FEATURES



INTEGRATED HANDLE AND BLUE-TINTED BINS

Sleek lines and a cool, integrated handle give your refrigerator a standout style of its own. Inside, sharp lighting and blue-tinted bins add flare and functionality.



QUICK COOL & QUICK FREEZE FUNCTIONS

Just keeping it fresh. These easy-set functions accelerate the cooling/freezing of newly stored foods and protect those already refrigerated or frozen.



ADJUSTABLE SPILLPROOF GLASS SHELVES

Designed to make life easy, fridge and freezer shelves adjust for more convenient food storage and hold spills for hassle-free cleanup.



FINGERPRINT-RESISTANT STAINLESS

Get the look you want and keep it that way. Fingerprint-resistant, stainless finish keeps your refrigerator looking fresh, clean and stylish.



LED LIGHTING

In the city or in your kitchen, saving energy makes sense. LED lighting provides long-lasting, clear, bright light and is more energy efficient than incandescent lighting.



SABBATH-MODE FUNCTIONALITY

Respect. Sabbath mode disables functions in accordance with Sabbath-observing practices.



EXTERNAL TEMPERATURE CONTROL

Precision technology gives you more control. External temperature control lets you easily manage fresh-food and freezer temperatures with an increase/decrease of 1° for each press.

See product overviews for model-specific features.



QNE27JSMSS

ENERGY STAR® 27.0 CU. FT. FRENCH-DOOR REFRIGERATOR

- Fits in 35-3/4" Wide Opening
- LED Lighting
- Integrated Handle and Blue-Tinted Bins
- Spillproof Shelves
- Internal Water Dispenser
- Full-Width Deli Drawer
- Factory-Installed icemaker
- Quick-Space Shelf

■ Stainless – QNE27JSMSS

■ Black Stainless – QNE27JBMTS



HRQ16N3BG

16.4 CU. FT. ENERGY STAR® QUAD-DOOR REFRIGERATOR

- Fits 33" Wide Opening
- LED Lighting
- Counter Depth
- Sabbath Mode, Quick Cool and Quick Freeze
- Capacitive Touch Display
- 2 Full-Width, Tempered-Glass Shelves
- Dedicated High/Low Humidity Crisper
- 6 Encapsulated Door Bins
- 2 Sliding Freezer Drawers
- 4 Sliding Freezer Bins

■ Stainless – HRQ16N3BGS



REFRIGERATORS



HRF15N3AG

15 CU. FT. FRENCH-DOOR, DOUBLE-DRAWER REFRIGERATOR

- Fits 28" Wide Opening
- LED Lighting
- Sabbath Mode, Quick Cool and Quick Freeze
- Adjustable Tempered-Glass Shelves
- Top and Bottom Pocket Handles
- External Capacitive Touch Temperature Controls
- Clear, Fully Encapsulated Storage Door Bins
- 1 Full-Width Manual Temperature Control Bin
- 2 Freezer Drawers

■ Stainless – HRF15N3AGS



HRB15N3BG

15 CU. FT. ENERGY STAR® REFRIGERATOR

- Fits in 28" Wide Opening
- LED Lighting
- Sabbath Mode, Quick Cool and Quick Freeze
- 2 Full-Width, Tempered-Glass Shelves
- Capacitive Touch Display
- 1 Full-Width Crisper
- 3 Full-Width Door Bins
- 1 Full-Width, Electronic Temperature-Controlled Bin
- 3 Full-Width Freezer Bins

■ Stainless – HRB15N3BGS



HA10TG21S

9.8 CU. FT. REFRIGERATOR

- Fits in 24" Wide Opening
- LED Interior Lighting
- Adjustable Spillproof Glass Shelves
- Clear, Humidity Controlled Crisper Drawers
- Clear Door Bins

□ White – HA10TG21SW

■ Stainless – HA10TG21SS

■ Black – HA10TG21SB

BEVERAGE CENTER

FEATURES



GLASS DOOR WITH BLACK CABINET & METAL DOOR TRIM

Looking good, inside and out. Glass door with black cabinet and metal door trim provides a sleek appearance and clear view of your beverages.



AUTOMATIC LED INTERIOR LIGHT

Illuminating design feature helps you keep stock. Automated LED interior light makes it easy to organize and maintain your beverage inventory.



4 FULL-WIDTH GLASS SHELVES TO ACCOMMODATE A VARIETY OF BOTTLES AND CANS

Choose a shelf to match your beverages. Four easy-to-clean, full-width glass shelves provide a flexible storage solution for bottles and cans.

See product overviews for model-specific features.



ADA
COMPLIANT

HEBF100BX 150-CAN BEVERAGE CENTER

- Fits in 20-1/2" Wide Opening
- Glass Door with Black Cabinet & Metal Door Trim
- Automatic LED Interior Light
- 4 Full-Width Glass Shelves to Accommodate a Variety of Bottles and Cans

■ Stainless – HEBF100BXS

- Temperature Range 39°–55° F (Average Temperature Range for Middle Shelf of Unit)
- Recessed Handle
- Security Lock and Key
- Adjustable Thermostat
- Reversible Door




Cooking

The right ingredients for your modern tastes.

FREE-STANDING RANGES

FEATURES



CONVECTION

With this tech-savvy oven, you've got baking down. Rear fan and additional heating element distribute hot air throughout the oven for a faster, more even bake.



HIDDEN BAKE ELEMENT

Busy lifestyles don't stop for cooking spills. Hidden bake element sits beneath a smooth surface, making cleaning fast and easy.



SIMMER BURNER

Find the right balance in life and in cooking. Low heat delivers gentle, even cooking results for your most delicate foods.



HEAVY-DUTY CONTINUOUS CAST-IRON GRATES

Go with your culinary flow. Continuous grates allow for easy movement of cookware, while providing even heat distribution with better heat retention.



MODULAR BACKGUARD

Match the look with your style. Versatile design gives you the option of a traditional look or a slide-in appearance.



DUAL LIGHTS

See your cooking skills in action. Dual lights spread bright, clear light throughout the oven for easy viewing.



BROIL ELEMENT

Perfectly designed for perfect results. Broil element delivers concentrated heat for broiling a variety of foods.



HEAVY-DUTY KNOBS

Designed to fit your life and style. Large, easy-to-operate knobs lend a high-end appearance, while their push-to-turn operation provides added safety.

See product overviews for model-specific features.

FREE-STANDING RANGES



ADA
COMPLIANT

HCR6250

36" 3.8 CU. FT. GAS FREE-STANDING RANGE

- Gas Fan Convection
- Triple-Ring Burner with Wok Ring Included
- Heavy-Duty, Continuous Cast-Iron Grates
- Sealed Burners
- Dual Interior Lighting
- Stainless Steel Sides
- 3 Cooking Modes
- Broil Pan Set, Conversion Kit and Backguard Included

■ Stainless – HCR6250AGS



ADA
COMPLIANT



QGSS740

30" SMART GAS FREE-STANDING RANGE WITH CONVECTION

- Built-in WiFi
- Quick Clean
- Oven Cooking Modes
- Probe Mode
- Backlit, Color-Changing Oven Knob
- Continuous, Edge-to-Edge Cooktop

■ Stainless – QGSS740RNSS

■ Black Stainless – QGSS740BNTS

COMING SPRING 2020



ADA
COMPLIANT



QSS740

30" SMART ELECTRIC FREE-STANDING RANGE WITH CONVECTION

- Built-in WiFi
- Quick Clean
- Oven Cooking Modes
- 9"/6" 3,600-Watt Burner Element with Power Boil
- Hidden Bake
- Dishwasher-Safe Knobs

■ Stainless – QSS740RNSS

■ Black Stainless – QSS740BNTS

COMING SPRING 2020

The Bluetooth® word mark and logos are registered trademarks owned by Bluetooth SIG, Inc. and any use of such marks by GE Appliances is under license. Other trademarks and trade names are those of their respective owners.



ADA
COMPLIANT

QGAS740

24" 2.9 CU. FT. GAS FREE-STANDING RANGE WITH CONVECTION AND MODULAR BACKGUARD

- Heavy-Duty, Continuous Cast-Iron Grates
- Sealed Burners
- Modular Backguard
- Perfect Match with Over-the-Range Microwave
- Fan Convection
- Storage Drawer
- Closed-Oven Broiling
- Incandescent Interior Lighting

■ Stainless – QGAS740RMSS



ADA
COMPLIANT

QAS740

24" 2.9 CU. FT. ELECTRIC RANGE

- Ceramic Glass Cooking Surface
- Easy-to-Clean Surface
- Convection
- Storage Drawer
- Modular Backguard
- Perfect Match with Over-the-Range Microwave
- Hidden Bake Element
- Incandescent Interior Lighting

■ Stainless – QAS740RMSS

COOKTOPS

FEATURES



TRIPLE-RING BURNER

Find the right heat for your favorite foods. Triple-ring burner delivers intense heat for fast, high-heat cooking, plus three different burner options.



DUAL RADIANT ELEMENT

Now you're cooking. Cleverly designed, dual radiant element enables the use of variously sized cookware on one element.



SIMMER BURNER

Find the right balance in life and in cooking. Low heat delivers gentle, even cooking results for your most delicate foods.



HOT SURFACE INDICATOR

Too hot to handle. Hot surface indicator illuminates red to show when a cooking area is on or hot.



SEALED BURNERS

When your culinary creativity overflows, no worries. Sealed burners contain spills for quick and easy clean up, while also protecting the burners.




HEAVY-DUTY KNOBS

Designed to fit your life and style. Large, easy-to-operate knobs lend a high-end appearance, while their push-to-turn operation provides added safety.



CONTINUOUS CAST-IRON GRATES

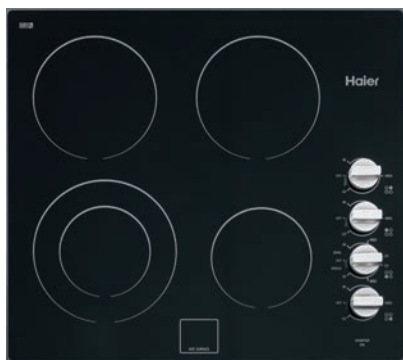
Go with your culinary flow. Continuous grates allow for easy movement of cookware, while providing even heat distribution with better heat retention.



CERAMIC GLASS SURFACE

Breeze through the kitchen cleanup. Easy-to-clean, ceramic surface makes mealtimes simply effortless.

See product overviews for model-specific features.



HCC2220

24" ELECTRIC COOKTOP

- Smooth Ceramic Glass Cooking Surface
- Heavy-Duty Metal Knobs
- 4 Radiant Elements
- Left-Front Dual Element
- Hot Surface Indicator

■ Black Glass – HCC2220BEB



HCC2230

24" GAS COOKTOP

- Triple-Ring Burner
- Heavy-Duty, Continuous Cast-Iron Grates
- 4 Sealed Burners
- Heavy-Duty Metal Knobs
- Brass Burners
- Conversion Kit Included

■ Stainless – HCC2230AGS

WALL OVENS

FEATURES



HALOGEN LIGHTS

See your cooking skills in action. Halogen lights spread bright, clear light throughout the oven for easy viewing.



BROIL ELEMENT

Perfectly designed for perfect results. Stainless steel heat reflector provides even heat distribution for consistently better broiling.



TRUE EUROPEAN CONVECTION

Worldly design adds style and functionality. Rear fan and additional heating element distribute hot air throughout the oven for a faster, more even bake.



HIDDEN BAKE ELEMENT

Busy lifestyles don't stop for cooking spills. Hidden bake element sits beneath a smooth surface, making cleaning fast and easy.



LCD WITH SENSOR TOUCH CONTROL

Über-modern feature delivers optimum functionality. Highly responsive, finger touch controls allow for precise operation of all oven functions.



SELF-CLEANING OVEN

Remove the mess and the hassle. Self-cleaning oven gets rid of cooking spills for a quick and easy oven clean without scrubbing.

See product overviews for model-specific features.



HCW2360

24" SINGLE 2.0 CU. FT. TRUE EUROPEAN CONVECTION OVEN

- LCD with Sensor Touch Control
- 10 Cooking Modes
- 2 Racks with 5 Shelf Positions
- Self-Cleaning Oven
- My Favorite Recipe Option
- Halogen Interior Lighting
- Hidden Bake Element
- Safety Lock System
- Broil Set Included

■ Stainless – HCW2360AES



HCW225L

24" SINGLE 2.0 CU. FT. LEFT-SWING TRUE EUROPEAN CONVECTION OVEN

- LCD with Sensor Touch Control
- 10 Cooking Modes
- 2 Racks with 5 Shelf Positions
- My Favorite Recipe Option
- Halogen Interior Lighting
- Hidden Bake Element
- Broil Set Included

■ Stainless – HCW225LAES



HCW225R

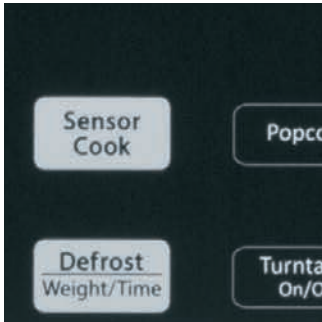
24" SINGLE 2.0 CU. FT. RIGHT-SWING TRUE EUROPEAN CONVECTION OVEN

- LCD with Sensor Touch Control
- 10 Cooking Modes
- 2 Racks with 5 Shelf Positions
- My Favorite Recipe Option
- Halogen Interior Lighting
- Hidden Bake Element
- Broil Set Included

■ Stainless – HCW225RAES

MICROWAVE OVENS

FEATURES



SENSOR COOKING

Smart tech takes the guesswork out of cooking. Sensor cooking feature adjusts cooking time and power level automatically, ensuring food is cooked perfectly.



RECIRCULATING AND VENTING OPTIONS

You take care of the cooking. It takes care of the smell. Flexible installation for any kitchen, with charcoal filter included.



CHARCOAL FILTER

Enjoy cooking and cleaner air, too. Charcoal filter removes fumes and odors that are released from foods during cooking.



300 CFM MOTOR

Gets kitchen odors outta here. The 300 CFM motor quickly moves odors and steam away from the cooktop surface.



LED INTERIOR & SURFACE LIGHTING

See your cooking skills in action. Interior and cooktop LED lighting distribute bright, clear light across all cooking surfaces.

See product overviews for model-specific features.



QVM7167

30" 1.6 CU. FT. SMART OVER-THE-RANGE MICROWAVE OVEN

- Built-in WiFi
- Scan-to-Cook Technology
- Voice Enabled
- Easy-Clean Interior with Steam Clean
- Steam Cook
- Sensor Cooking

■ Stainless – QVM7167RNSS

■ Black Stainless – QVM7167BNTS

COMING SPRING 2020



HMV1472

24" 1.4 CU. FT. OVER-THE-RANGE MICROWAVE OVEN

- Sensor Cooking
- Hidden Vent
- Two-Speed Fan, 300 CFM Venting System
- 10 Power Levels
- 1,000-Watt Cooking Power
- 13.6" Diameter Turntable
- LED Interior and Surface Lighting
- Electronic Controls with LED
- Recirculating and Venting Options
- Charcoal Filter Included

■ Stainless – HMV1472BHS

VENTILATION HOODS

FEATURES



WASHABLE GREASE FILTER

The simple solution to kitchen smells. Washable grease filter draws out fumes and vapors, with easy detachment for safe, simple cleaning.



450 CFM FAN

You've got the power. Efficient and powerful 450 CFM fan removes smoke, grease and odors with multiple fan speeds.



HALOGEN LIGHTING

See your cooking skills in action. Halogen lights spread bright, clear light over your cooktop surface for easy viewing.



GLASS CANOPY

Clearly a great kitchen feature. The glass canopy's smooth surface allows for the quick and effortless cleanup of cooking residue.

See product overviews for model-specific features.



HCH2100

24" CHIMNEY VENT WITH TEMPERED GLASS

- Three-Speed Fan, 450 CFM Venting System
- Recirculating and Venting Options*
- Washable Grease Filter
- Halogen Lighting
- Push-Button Controls
- 5.0 Sones Rating
- Includes Chimney Extension Up To 16"

■ Stainless – HCH2100ACS



HCH2400

24" SLANTED CHIMNEY VENT

- Four-Speed Fan, 450 CFM Venting System
- Recirculating and Venting Options
- Washable Grease Filter
- Halogen Lighting
- Electronic Touch Controls
- 4.5 Sones Rating
- Includes Chimney Extension Up To 18"

■ Black Glass – HCH2400ACB

Also available in 30" width

■ Black Glass – HCH3400ACB

*Recirculating kit sold separately. Part number 31206014.

KITCHEN HUB

FEATURES



GUIDED COOKING APP

Tap into your inner chef with the Flavorly recipe app powered by SideChef, a guided cooking experience.



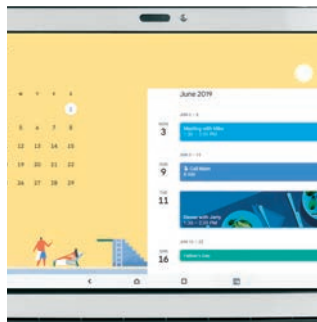
GOOGLE ASSISTANT

Optimize your on-the-go lifestyle, use your voice to control your Haier products, progress to the next step in the Recipe App, check your calendar, respond to texts and a whole lot more.



U+ CONNECT SMART HOME APP

Control your smart home from the comfort of your kitchen with an app that lets you manage your Haier products and other connected devices like the Philips Hue Lights.



GOOGLE APPS

Stay connected and in control. Download any app from the Google Play Store, including those that control your smart home products.



DUAL CAMERA SYSTEM

Have fun while you're in the kitchen. Enjoy video chatting with friends and, snap and share pictures of your food on social media with front-facing and overhead cameras.



VENTILATION SYSTEM

Don't let your kitchen smell like your old dorm room. Keep your kitchen steam- and odor-free with a 600-CFM, vertical exhaust ventilation system with variable-speed fan control and illuminated LED lighting.



ENTERTAINMENT

We know why you aren't ever in the kitchen. Stream music, shows and movies using your favorite entertainment apps like Netflix, Hulu and, Spotify, all from your kitchen to make it your new favorite room.

See product overviews for model-specific features.



UVH13012MSS


KITCHEN HUB

- Guided Cooking App
- U+ Connect Smart Home App
- Dual Camera System
- Entertainment

■ Stainless – UVH13012MSS

■ Black Stainless – UVH13013MTS

- Google Assistant
- Google Apps
- Ventilation System



Dishwashers

Taking care of your social life.



18" DISHWASHER

FEATURES



ADA COMPLIANT WITH LOW-PROFILE INSTALLATION

Small can be a very big deal. This compact unit is the perfect fit for 34" countertop heights and raised subfloors. Plus, its unique 17 4/5" width means it will slide neatly into virtually any space.



PIRANHA™ HARD-FOOD DISPOSER WITH REMOVABLE FILTER

Give your dishes the edge. A stainless-steel blade pulverizes food particles at 3600 RPM to ensure consistently clean items.



AUTO SENSE CYCLE

Step up your cleanup. Auto Sense adjusts cycle time based on dish soil levels and water temperature.



SANITIZE OPTION (NSF CERTIFIED)

Clean to the max. High-temperature rinse sanitizes dishes and eliminates 99.999% of bacteria.



QDT125SSLSS*

18" SMART BUILT-IN DISHWASHER

- ADA Compliant with Low-Profile Installation
- 3-Level Wash
- Auto Sense Cycle
- PIRANHA Hard Food Disposer with Removable Filter
- Sanitize Option (NSF Certified)
- WiFi Optional

■ Stainless – QDT125SSLSS



*U+ Connect Module is required and sold separately.
It is available for order on geappliances.com, part number PBX23W00Y0.

24" DISHWASHER

FEATURES




BUILT-IN WIFI

Stay connected and in the know with the Haier app. Use your mobile device to monitor cycle status, track detergent pod usage, even link to Amazon to automatically reorder detergent.



STATUS BAR

Know how your dishwasher is doing, while you're busy doing other things. At-a-glance status bar turns blue when it's running and white when it's finished.



NIGHTLIGHT

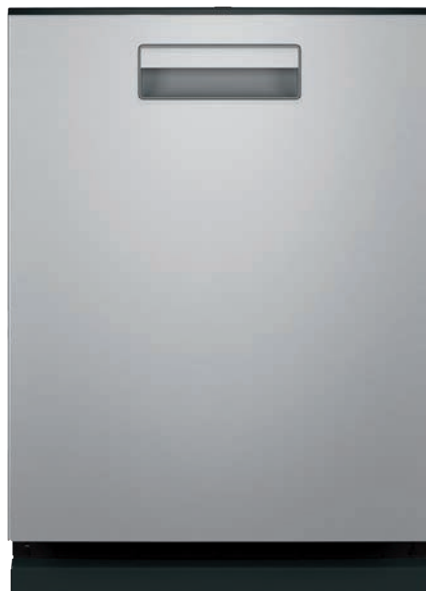
The perfect feature for night owls. A built-in nightlight in the dishwasher door creates the ideal setting for late-night snacking.



EXTRA DRY

Life's too short to dry dishes twice, right? With the Extra Dry feature, your dishes come out ready to use.

See product overviews for model-specific features.



QDP555S

24" SMART BUILT-IN DISHWASHER

- Built-in WiFi
- Status Bar
- Nightlight
- Wash Zones
- Extra Dry
- 3-Level Wash

■ Fingerprint Resistant Stainless – QDP555SYNFS

■ Black Stainless – QDP555SBNTS





Clothes Care

Keeping your style fresh, rain or shine.



WASHER

FEATURES



COMPACT 24" WIDTH WITH LARGE CAPACITY

The right fit for your modern, on-the-go lifestyle. Unique size offers installation flexibility, while its large capacity means you can do your laundry less often.



TOUCH-SENSITIVE CONTROLS

One touch is all it takes. Simple, intuitive LCD display with touchscreen technology makes operating this washer a breeze.



HUNDREDS OF CYCLE-SELECTION COMBINATIONS

You love choices and so do we. With hundreds of cycle combinations to choose from, this awesome washer puts a whole new spin on doing laundry.



BUILT-IN WIFI

Because multi-tasking is part of life. Built-in WiFi allows you to monitor and control your laundry anytime, from anywhere.



QFW150SSN

2.4 CU. FT. SMART FRONT LOAD WASHER

- Compact 24" Width with Large Capacity
- Touch-sensitive Controls
- Hundreds of Cycle-selection Combinations
- Built-in WiFi
- Quick Wash
- Stain Removal Option
- Steam
- Plugs into Dryer OR the Wall

□ White – QFW150SSNWW




DRYERS

FEATURES



VENTLESS CONDENSER DRYER

Hassle-free drying makes laundry less complicated. This ventless dryer can be placed in a closet, under a counter or stacked in a corner, without the need to vent externally.



VENTED DRYER

Moisture control for your laundry and home. Unlike a condenser model, this externally-vented dryer requires no tank to gather condensation moisture.

See product overviews for model-specific features.



QFT15ESSN

4.1 CU. FT. CAPACITY 24" SMART VENTLESS CONDENSER FRONT LOAD ELECTRIC DRYER WITH STAINLESS STEEL BASKET

- Ventless Condenser Dryer
- Compact 24" Width with Large Capacity
- Touch-sensitive Controls
- Hundreds of Cycle-selection Combinations
- Built-in WiFi
- Reversible Door
- Extended Tumble
- Stainless Steel Basket

□ White – QFT15ESSNWW




QFD15ESSN

4.3 CU. FT. CAPACITY 24" SMART FRONT LOAD ELECTRIC DRYER

- Compact 24" Width with Large Capacity
- Touch-sensitive Controls
- Hundreds of Cycle-selection Combinations
- Built-in WiFi
- Reversible Door
- Extended Tumble
- Stainless Steel Basket

□ White – QFD15ESSNWW





Comfort Products

Create your own comfort zone.


COMFORT PRODUCTS

FEATURES



QUIET OPERATION 43 DBA

Come home to peace, quiet and comfortably cool air. The quietest window AC on the market*, this virtually noise-free unit operates at a peacefully low 43 dBA.




COOL, FAN, ENERGY SAVE, DEHUMIDIFY

Multi-tasking has never been so cool. Stay comfortable, circulate air, reduce humidity and save energy—all in one unit.



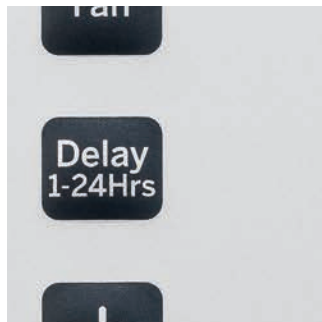
3 COOL/3 FAN SPEEDS PLUS AUTO COOL

Create your own comfort zone. Multiple fan speeds deliver personalized comfort, while auto cool adjusts fan speed depending on your cooling needs.



AUTO EVAPORATION TECHNOLOGY

Breathe healthier and happier with a touch of moisture in the air. Turbine fan sprays water onto condenser coils, where it evaporates into water vapor.



24-HOUR TIMER

Because you have a 24/7 lifestyle. Program the unit to turn on or off at any time between one and twenty-four hours.



4-WAY AIR DIRECTION

Go your own way. For optimum comfort and control, direct the cooling air flow exactly where you want it.



BUILT-IN WIFI

Wherever you are, always stay cool and connected. Wirelessly control window air conditioner functions from your smartphone.


*Based on third-party testing of average sound ratings of major brand's 6,000 BTU Window Air Conditioners. Major brands are defined as brands with the top 5 TraQline market share. TraQline study 2014. See product overviews for model-specific features.

WINDOW UNITS




ULTRA QUIET – ESAQ406T **6,000 BTU, 12.1 CEER**

- Quiet Operation 43 dBA
- Electronic Digital Thermostat with Remote
- 3 Cooling/3 Fan Speeds plus Auto Cool
- Cool, Fan, Energy Save and Dehumidify Modes
- 24-Hour On/Off Timer plus Sleep Mode
- 4-Way Air Direction
- Easy-Access Washable Filter
- EZ Mount Window Installation Kit



QHV05LX **5,050 BTU, 11.0 CEER, FIXED CHASSIS**

- 2 Cooling/2 Fan Speeds
- Cool and Fan Modes
- Adjustable Thermostat
- 2-Way Air Direction
- Easy-Access Washable Filter
- EZ Mount Window Installation Kit




QHM05LX **5,500 BTU, 12.1 CEER, FIXED CHASSIS**

- Electronic Digital Thermostat with Remote
- 3 Cooling/3 Fan Speeds plus Auto Cool
- Cool, Fan and Energy Save Modes
- 24-Hour On/Off Timer plus Sleep Mode
- 4-Way Air Direction
- Easy-Access Washable Filter
- EZ Mount Window Installation Kit

Also available in the following:

- 6,150 BTU, 12.1 CEER, FIXED CHASSIS – QHM06LX**
- 6,000 BTU, 11.1 CEER, FIXED CHASSIS – QHQ06LX**
- 8,050 BTU, 12.0 CEER, FIXED CHASSIS – QHM08LX**
- 10,000 BTU, 12.0 CEER, FIXED CHASSIS – QHM10AX**
- 11,600 BTU, 12.0 CEER, FIXED CHASSIS – QHM12AX**





QHM15AX


15,000 BTU, 11.8 CEER, SLIDEOUT CHASSIS

- Electronic Digital Thermostat with Remote
- 24-Hour On/Off Timer plus Sleep Mode
- 3 Cooling/3 Fan Speeds plus Auto Cool
- 4-Way Air Direction
- Cool, Fan and Energy Save Modes
- Easy-Access Washable Filter
- EZ Mount Window Installation Kit

Also available in the following:

18,000 BTU, 11.8 CEER, SLIDEOUT CHASSIS – QHM18DX

23,500 BTU, 10.3 CEER, SLIDEOUT CHASSIS – QHM24DX



QHC08LX


8,050 BTU, 12.0 CEER, SMART, FIXED CHASSIS

- Electronic Digital Thermostat with Remote
- 24-Hour On/Off Timer plus Sleep Mode
- 3 Cooling/3 Fan Speeds plus Auto Cool
- 4-Way Air Direction
- Cool, Fan and Energy Save Modes
- Easy-Access Washable Filter
- EZ Mount Window Installation Kit

Also available in the following:

10,000 BTU, 12.0 CEER, SMART, FIXED CHASSIS – QHC10AX

11,600 BTU, 12.0 CEER, SMART, FIXED CHASSIS – QHC12AX



QHC15AX

15,000 BTU, 11.8 CEER, SMART, SLIDEOUT CHASSIS

- Electronic Digital Thermostat with Remote
- 24-Hour On/Off Timer plus Sleep Mode
- 3 Cooling/3 Fan Speeds plus Auto Cool
- 4-Way Air Direction
- Cool, Fan and Energy Save Modes
- Easy-Access Washable Filter
- EZ Mount Window Installation Kit

Also available in the following:

18,000 BTU, 11.8 CEER, SMART, SLIDEOUT CHASSIS – QHC18DX

23,500 BTU, 10.3 CEER, SMART, SLIDEOUT CHASSIS – QHC24DX

PORTABLE UNITS

SINGLE HOSE



HPP08XCR

8,000 ASHRAE BTU, 4,150 SACC

- Cools Rooms up to 250 Sq Ft
- Electronic Digital Thermostat with Remote
- 2 Cooling/2 Fan Speeds
- Cool, Fan and Dehumidify Modes
- 24-Hour On/Off Timer
- 4-Way Air Direction
- Easy-Access Washable Filter
- Extended Length Window Kit- 4(X)
- Auto Evaporation Technology

Also available in the following:

10,000 ASHRAE BTU, 5,000 SACC—HPP10XCT

- Cools rooms up to 350 Sq Ft.



HPC12XCR

11,500 ASHRAE BTU, 6,600 SACC

- Cools Rooms up to 450 Sq Ft
- Electronic Digital Thermostat with Remote
- 3 Cooling/3 Fan Speeds
- Cool, Fan and Dehumidify Modes
- 24-Hour On/Off Timer
- 2-Way Air Direction
- Permanent Mesh Filter
- Extended-Length Window Kit-4(X)
- Auto Evaporation Technology



• HPC12XHR

11,500 ASHRAE BTU, 6,600 SACC COOL, 8,500 HEAT

- Cools Rooms up to 450 Sq Ft
- Electronic Digital Thermostat with Remote
- 3 Cooling/3 Fan/3 Heat
- Cool, Fan, Heat and Dehumidify Modes
- 24-Hour On/Off Timer
- 2-Way Air Direction
- Permanent Mesh Filter
- Extended-Length Window Kit-4(X)
- Auto Evaporation Technology

DUAL HOSE



HPND14XCT

13,500 ASHRAE BTU, 8,000 SACC

- Cools Rooms up to 600 Sq Ft
- Electronic Digital Thermostat with Remote
- 3 Cooling/3 Fan Speeds
- Cool, Fan and Dehumidify Modes
- 24-Hour On/Off Timer
- 4-Way Air Direction
- Easy-Access Washable Filter
- Extended Length Window Kit- 4(X)
- Auto Evaporation Technology

Also available in the following:

**13,500 BTU, 8,000 SACC PORTABLE AIR CONDITIONER
WITH 11,000 BTU HEAT – HPND14XHT**

DUCTLESS


PACKAGES



TEMPO SERIES

Ideal for areas like sunrooms and garages, these units can heat in outdoor temps down to -4°F(-20°C) and cool up 115°F(46°C).

- Efficiency ratings of 16 SEER/9 HSPF
- 9,000 BTU, 12,000 BTU, 18,000 BTU and 24,000 BTU capacities available
- Contains inverter technology
- WiFi optional*
- Single-zone options available



ADVANCED & ADVANCED PLUS SERIES

ENERGY STAR® certified, these advanced systems deliver the highest efficiencies and whisper-quiet operation.

- Efficiency rating of up to 23.5 SEER
- 9,000 BTU, 12,000 BTU, 15,000 BTU, 18,000 BTU and 24,000 BTU capacities available
- Adjustable air blades
- WiFi optional*
- Single-zone options available

TO SEE THE FULL LIST OF HAIER DUCTLESS UNITS, VISIT HAIERAPPLIANCES.COM

*U+ Connect Module is required and sold separately.
It is available for order on geappliances.com, part number PBX23W00Y0.



ARCTIC SERIES

Offering year-round efficiency, these cold-resistant heat pumps deliver 100% rated heating at 5°F(-15°C) and comfortably warm air at -22°F(-30°C).

- Contains inverter technology
- Base pan heater included to prevent ice buildup
- WiFi optional*
- Single-zone options available
- Multi-zone options available



FLEXFIT & FLEXFIT PRO SERIES

Cost effective and versatile, this modular system allows for an optimal combination of ductless indoor and outdoor units.

- Indoor and outdoor unit compatibility up to 18 SEER
- Indoor unit options include wall mount, slim duct and cassette type models
- WiFi optional*
- Single zone options available
- Multi-zone options available

DEHUMIDIFIERS



HEN30ET

30 PINT PER DAY CAPACITY

- Electronic Digital Humidistat
- 2 Fan Speeds
- 24-Hour On/Off Timer
- Front Bucket Access
- Bucket Full Indicator
- Easy-Access Washable Filter
- Auto Defrost



HEH50ET

50 PINT PER DAY CAPACITY

- Electronic Digital Humidistat
- 2 Fan Speeds with Smart Dry
- 24-Hour On/Off Timer
- Front Bucket Access
- Bucket Full Indicator with Audible Alarm
- Easy-Access Washable Filter
- Auto Defrost



• HEN70ETF

70 PINT PER DAY CAPACITY

- Electronic Digital Humidistat
- 2 Fan Speeds
- 24-Hour On/Off Timer
- Front Bucket Access
- Bucket Full Indicator
- Easy-Access Washable Filter
- Auto Defrost

Also available in the following:

70 PINT PER DAY CAPACITY WITH BUILT-IN DRAIN PUMP – HEN70ETFP



LIMITED WARRANTY INFORMATION

The condensed list below is a convenient overview of the written warranties offered on various Haier appliances described in this catalog for products manufactured on or after January 1, 2006. For complete warranty details on a specific Haier model, contact your nearest Haier supplier, or call Haier Customer Care, toll-free, 1-877-337-3639.

REFRIGERATION

REFRIGERATORS

ALL HAIER MODELS

For the period of	Haier will replace
One year from the date of the original purchase	Any part in the refrigerator which fails due to a defect in materials or workmanship. During the limited one-year warranty , Haier will provide, free of charge , all labor and related service costs to replace the defective part.

COOKING

RANGES, COOKTOPS, WALL OVENS, AND HOODS

ALL HAIER MODELS

For the period of	Haier will replace
One year from the date of the original purchase	Any part in the cooking product which fails due to a defect in materials or workmanship. During the limited one-year warranty , Haier will provide, free of charge , all labor and related service costs to replace the defective part.

OVER-THE-RANGE MICROWAVE OVEN

ALL HAIER MODELS

For the period of	Haier will choose to repair or replace
One year from the date of the original purchase	Any part of the microwave oven which fails due to a defect in materials or workmanship. During this limited one-year warranty , Haier will also provide, free of charge , all labor and related service costs to replace the defective part.

DISHWASHERS

DISHWASHER

ALL HAIER MODELS

For the period of	Haier will replace
One year from the date of the original purchase	Any part in the dishwasher which fails due to a defect in materials or workmanship. During the one-year warranty , Haier will provide, free of charge , all labor and related service costs to replace the defective part.

CLOTHES CARE

COMPACT DRYER

ALL HAIER MODELS

For the period of	Haier will replace
One year from the date of the original purchase	Any part in the dryer which fails due to a defect in materials or workmanship. During the one-year warranty , Haier will provide, free of charge , all labor and related service costs to replace the defective part.

WASHER/DRYER COMBINATION

ALL HAIER MODELS

For the period of	Haier will replace
One year from the date of the original purchase	Any part in the washer/dryer which fails due to a defect in materials or workmanship. During the one-year warranty , Haier will provide, free of charge , all labor and related service costs to replace the defective part.
Five years from the date of the original purchase	Any part of the cabinet assembly which fails due to a defect in materials or workmanship. During the five-year warranty , Haier will provide, free of charge , the cabinet assembly should the cabinet rust through. You will be responsible for any labor and related service costs.
Ten years from the date of the original purchase	The inner stainless steel drum if it should fail due to a defect in materials or workmanship. During the ten-year limited warranty , Haier will provide, free of charge , the inner stainless steel wash tub. You will be responsible for any labor and related service costs.

COMFORT PRODUCTS

AIR CONDITIONERS

WINDOW

For the period of	Haier will replace
One year from the date of the original purchase	Any part in the air conditioner which fails due to a defect in materials or workmanship. During the one-year warranty , Haier will provide, free of charge , all labor and related service costs to replace the defective part.

THROUGH-THE-WALL

For the period of	Haier will replace
One year from the date of the original purchase	Any part in the air conditioner which fails due to a defect in materials or workmanship. During the one-year warranty , Haier will provide, free of charge , all labor and related service costs to replace the defective part.

PORTABLE

For the period of	Haier will replace
One year from the date of the original purchase	Any part in the air conditioner which fails due to a defect in materials or workmanship. During the one-year warranty , Haier will provide, free of charge , all labor and related service costs to replace the defective part.

DEHUMIDIFIERS

For the period of	Haier will replace
One year from the date of the original purchase	Any part in the dehumidifier, purchased by a consumer for home use only, which fails due to a defect in materials or workmanship. During the one-year warranty , Haier will provide, free of charge , all labor required to repair or replace the defective part.

*See written warranty for complete details.

ACCESSIBILITY REQUIREMENTS

REFRIGERATORS

Uniform Federal Accessibility Standards (UFAS)

TOP-FREEZERS AND SIDE-BY-SIDES

Regulation #/Description:

4.2.6 Side Reach—If the clear floor space allows parallel approach by a person in a wheelchair, the maximum high side reach allowed shall be 54" and the low side reach shall be no less than 9" above the floor.

4.27.4 Operation—Controls and operating mechanisms shall be operable with one hand and shall not require tight grasping, pinching, or twisting of the wrist. The force required to activate controls shall be no greater than 5lbf (222N).

4.34.6.8 Refrigerators/Freezers—Refrigerator/freezers shall comply with 4.34.6.3. Provision shall be made for refrigerators which are: (1) Of the vertical side-by-side refrigerator/freezer type; OR (2) Of the over-and-under type and meet the following requirements: (a) Have at least 50 percent of the freezer space below 54" above the floor. (b) Have 100 percent of the refrigerator space and controls below 54".

American With Disabilities Act (ADA) Requirements

TOP-FREEZERS AND FRENCH-DOOR BOTTOM-FREEZERS WITH EXTERNAL DISPENSER CONTROL

Regulation #/Description:

804.6.2 & 804.6.6—Operable parts shall be operable with one hand and shall not require tight grasping, pinching, or twisting of the wrist. The force required to activate operable parts shall be 5lbf max.

309.4 EXCEPTION: Appliance door and door latching devices do not need to comply with requirement. 804.6.2. Refrigerators/freezers shall have at least 50 percent of the freezer space 54" max. above the floor. The clear floor or ground space shall be positioned for a parallel approach to the space dedicated to a refrigerator/freezer with the centerline of the clear floor or ground space offset 24" maximum from the centerline of the dedicated space. Preference for side-by-side and top-mount eliminated; bottom-mount now acceptable 804.6.6.

The following appliance categories meet criteria for both the Uniform Federal Accessibility Standards (UFAS) and the Americans with Disabilities Act (ADA) requirements.

WALL OVENS

SINGLE SELF-CLEAN OVENS

Regulation #/Description:

4.2.5—maximum high forward reach for controls and operating mechanisms is 48", minimum low forward reach is 15".

4.27.4—controls and operating mechanisms must be operable with one hand and shall not require tight grasping, pinching, or twisting of the wrist. The force required to activate controls shall be no more than 5lbf.

4.34.6.7—ovens shall have controls on front panels; they may be located on either side of the door.

ELECTRIC COOKTOPS

FRONT CONTROL

Regulation #/Description:

4.2.5—maximum high forward reach for controls and operating mechanisms is 48", minimum low forward reach is 15".

4.27.4—controls and operating mechanisms must be operable with one hand and shall not require tight grasping, pinching, or twisting of the wrist. The force required to activate controls shall be no more than 5lbf.

4.34.6.6—if ovens or cooktops have knee spaces underneath then they shall be insulated or otherwise protected on the exposed surfaces to prevent burns, abrasions, or electrical shock. The location of controls for ranges and cooktops shall not require reaching across burners.

GAS COOKTOPS

Regulation #/Description:

4.2.5—maximum high forward reach for controls and operating mechanisms is 48", minimum low forward reach is 15".

4.27.4—controls and operating mechanisms must be operable with one hand and shall not require tight grasping, pinching, or twisting of the wrist. The force required to activate controls shall be no more than 5lbf.

4.34.6.6—if ovens or cooktops have knee spaces underneath then they shall be insulated or otherwise protected on the exposed surfaces to prevent burns, abrasions, or electrical shock. The location of controls for ranges and cooktops shall not require reaching across burners.

FREE-STANDING RANGES

ELECTRIC AND GAS

Regulation #/Description:

4.2.5—maximum high forward reach for controls and operating mechanisms is 48", minimum low forward reach is 15".

4.27.4—controls and operating mechanisms must be operable with one hand and shall not require tight grasping, pinching, or twisting of the wrist. The force required to activate controls shall be no more than 5lbf.

4.34.6.6—if ovens or cooktops have knee spaces underneath then they shall be insulated or otherwise protected on the exposed surfaces to prevent burns, abrasions, or electrical shock. The location of controls for ranges and cooktops shall not require reaching across burners.

MICROWAVE OVENS

BUILT-IN CONFIGURATION

Regulation #/Description:

4.2.5—maximum high forward reach for controls and operating mechanisms is 48", minimum low forward reach is 15".

4.27.4—controls and operating mechanisms must be operable with one hand and shall not require tight grasping, pinching, or twisting of the wrist. The force required to activate controls shall be no more than 5lbf.

DISHWASHERS

Regulation #/Description:

4.2.5—maximum high forward reach for controls and operating mechanisms is 48", minimum low forward reach is 15".

4.27.4—controls and operating mechanisms must be operable with one hand and shall not require tight grasping, pinching, or twisting of the wrist. The force required to activate controls shall be no more than 5lbf.

4.34.6.9—all rack space shall be accessible from the front of the machine for loading and unloading dishes.

CLOTHES CARE

Regulation #/Description:

4.2.5—maximum high forward reach for controls and operating mechanisms is 48", minimum low forward reach is 15".

4.27.4—controls and operating mechanisms must be operable with one hand and shall not require tight grasping, pinching, or twisting of the wrist. The force required to activate controls shall be no more than 5lbf.

4.34.7.2—washing machines and clothes dryers shall be front loading.

611.4" Height—Top loading machines shall have the door to the laundry compartment located 36" (915 mm) maximum above the finish floor. Front loading machines shall have the bottom of the opening to the laundry compartment located 15" (380 mm) minimum and 36" (915 mm) maximum above the finish floor.

ROOM AIR CONDITIONERS

Regulation #/Description:

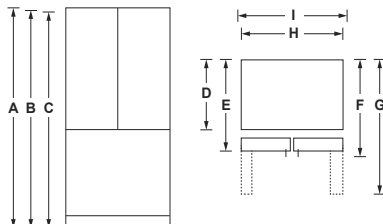
4.2.5—maximum high forward reach for controls and operating mechanisms is 48", minimum low forward reach is 15".

4.27.4—controls and operating mechanisms must be operable with one hand and shall not require tight grasping, pinching, or twisting of the wrist. The force required to activate controls shall be no more than 5lbf.

REFRIGERATION

FRENCH-DOOR REFRIGERATORS

		QNE27JSMSS QNE27JBMTS	HRF15N3AGS
Sabbath mode capable			•
CAPACITY			
Total (cu. ft.)		27	15
Fresh food (cu. ft.)		18.81	9.6
Freezer (cu. ft.)		8.18	5.4
FRESH FOOD FEATURES			
External controls with temperature display and child lock		•	•
Door alarm		•	•
Quick Cool setting			•
Cabinet shelves	Shelves	5	3
	Adjustable	4	2
	Full-width	1	3
Adjustable-humidity drawers		2	1
Full-width drawer		•	•
Clear encapsulated door bins		•	•
Lighting		LED	LED
FREEZER FEATURES			
Lighting		LED	LED
Quick Freeze setting			•
Adaptive Defrost technology			•
Full-width, full-extension storage drawer		1	2
EXTERIOR			
Color(s) available		Stainless	Stainless
Handle design		Recessed	Recessed
Door design		Contoured Crown	Curved
Textured steel case color		Color Matched	Case only (light gray)
Exterior material		Stainless	Stainless
Door stops		•	•
Adjustable rollers			2
WEIGHTS & DIMENSIONS			
Height to top of door (in.) A		69-7/8	70-1/2
Height to top of hinge (in.) B		69-3/4	71
Height to top of case (in.) C		69-7/8 68-5/8	70-1/2
Depth (in.)		35-7/8	27-1/4
Depth without door (in.) D		29	23-5/8
Depth less door handle (in.) E			27-1/4
Depth w/fresh-food door open 90° (in.) G		48-3/4	38-1/2
Width (in.) H		35-3/4	27-5/8
Width w/door open 90° w/door handle (in.) I		43-3/4	30-1/2
Air clearances	Each side (in.)	1/8	0
	Top (in.)	1	0
	Back (in.)	2-0/1	2
Approximate shipping wt. (lbs.)		332	209
Net weight (lbs.)		308	201
POWER/RATINGS			
Power/Ratings		120V; 60 Hz; 15 Amps	115V; 60 Hz



BOTTOM-FREEZER REFRIGERATORS

		HRB15N3BGS	HRQ16N3BGS
ENERGY STAR® certified		•	•
Quad-Door model			•
Sabbath mode capable		•	•
CAPACITY			
Total (cu. ft.)		15	16.4
Fresh food (cu. ft.)		11.1	11.1
Freezer (cu. ft.)		3.9	5.3
FRESH FOOD FEATURES			
External controls with child lock		•	•
Door alarm		•	•
Upfront temperature controls			
Quick Cool setting		•	•
Cabinet shelves	Shelves	3	3
	Adjustable	2	2
	Full-width	3	3
Multi-level drawers		•	
Full-width drawer		2	
Crisper drawers		1	2
Clear encapsulated door bins		3 full-width fixed	6 adjustable
LED lighting		•	•
FREEZER FEATURES			
Adaptive Defrost technology		•	•
Quick Freeze		•	•
Freezer storage drawer(s)		3	4
Slide-out tray(s)			2
Freezer storage compartment			
EXTERIOR			
Color(s) available		Stainless	Stainless
Counter-depth configuration			•
Handle design		Recessed	Recessed
Door design		Curved	Curved
Textured steel case		Door only	Door only
Exterior material		Stainless	Stainless
Door stops		•	•
Reversible doors		•	
Right or left door opening		Reversible	
Adjustable leveling legs		•	•
WEIGHTS & DIMENSIONS			
Height to top of door (in.)		67-7/8	71
Height to top of hinge (in.)		67-7/8	71
Height to top of case (in.)		67-7/8	70-1/2
Case depth without door (in.)		19-5/8	23
Depth less door handle (in.)		23-5/8	26-1/2
Depth with door handle (in.)		26-5/8	26-1/2
Depth w/fresh-food door open 90° (in.)		52	40
Width (in.)		27-5/8	32-3/4
Width w/door open 90° w/door handle (in.)		28-5/8	33-3/4
Air clearances	Each side (in.)	1	0
	Top (in.)	1	0
	Back (in.)	2	2
Approximate shipping wt. (lbs.)		192	249
Net weight (lbs.)		174	232
POWER/RATINGS			
Power/Ratings		115V; 60 Hz; 15 or 20 Amps	115V; 60 Hz; 15 or 20 Amps

TOP-FREEZER REFRIGERATORS

HA10TG21S

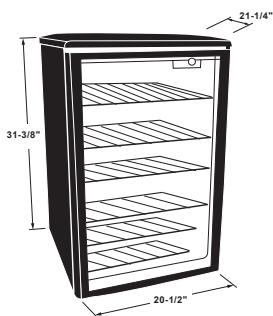
CAPACITY		
Total (cu. ft.)		9.8
Fresh food (cu. ft.)		7.4
Freezer (cu. ft.)		2.4
FRESH FOOD FEATURES		
Upfront temperature controls		
Cabinet shelves	Shelves	3
	Adjustable	2
	Spillproof shelves	
Drawers		1 humidity-controlled crisper
Door shelves		4 (2 full-width, 2 half-width)
Dairy compartment		
Interior lighting		LED
FREEZER FEATURES		
Factory-installed icemaker & bin		
Spillproof freezer floor		•
Freezer compartment shelves		1 full-width adjustable glass
Fixed door bins		2 full-width
EXTERIOR		
Color(s) available		SS, SW, SB
Handle color		Black*
Handle design		Pocket
Door design		Curved
Textured steel door and case		Door only
Reversible doors		•
WEIGHTS & DIMENSIONS		
Height to top of hinge (in.)		59-1/2
Height to top of case (in.)		58
Depth without door (in.)		22-3/8
Depth less door handle (in.)		25
Depth (in.)		25-1/4
Depth w/fresh-food door open 90° (in.)		47-1/4
Width (in.)		23-5/8
Width w/door open 90° with door handle (in.)		23-5/8
Air clearances	Each side (in.)	2
	Top (in.)	2
	Back (in.)	2
Approx. shipping wt. (lbs.)		132
Net weight (lbs.)		119
POWER/RATINGS		
Power/Ratings		120V; 60 Hz; 15 Amps

*White unit has color-matched handle.

BEVERAGE CENTER

HEBF100BXS

CERTIFICATIONS & APPROVALS		
ADA compliant		•
CAPACITY		
Can capacity		150
FEATURES		
Thermostat		Adjustable
Security lock		•
Thermostat		•
Temperature range		39°–55° F
Interior shelves		4 full-width
Interior lighting		LED
Leveling legs		Adjustable
EXTERIOR		
Door		Reversible
Door appearance		Glass
Handle		Recessed
WEIGHTS & DIMENSIONS		
Width (in.)		20-1/2
Height (in.) (including hinge)		31-3/8
Depth (in.)		21-1/4
Depth with door open 90° (in.)		43
Air clearances	Each side (in.)	5
	Back (in.)	2
	Top (in.)	2
Net weight (lbs.)		67
Approx. shipping weight (lbs.)		72
POWER/RATINGS		
Electrical requirements		115V, 60Hz UL



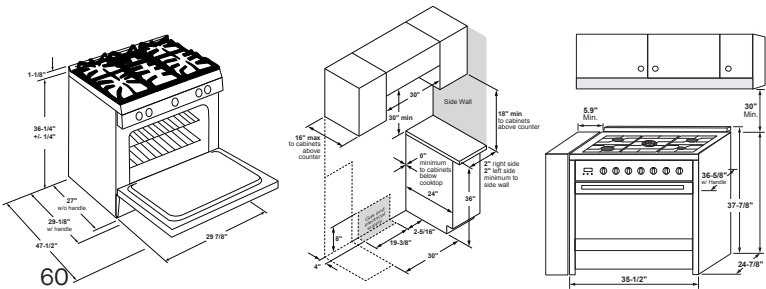
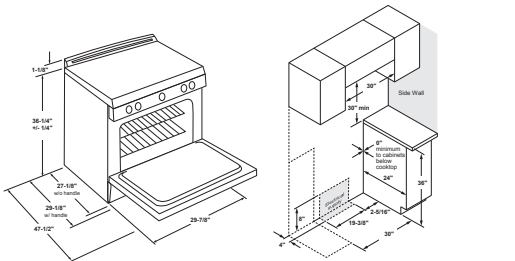
COOKING

36", 30" & 24" FREE-STANDING GAS RANGES

	HCR6250AGS	QGSS740RNSS QGSS740BNTS	QGAS740RMSS
FEATURES			
Capacity (upper/lower)	3.8	5.6	2.9
Cleaning system	Manual	Steam Clean	Steam Clean
Cooking technology	Convection	Fan Convection	Fan Convection
Compliance	ADA compliant; California Prop 65; UL; CSA	ADA compliant; California Prop 65; UL; CSA	ADA compliant; California Prop 65; UL; CSA
CONTROLS			
Mechanical oven controls	•	•	•
Digital temperature display	•	•	•
Electronic clock & timer	•	•	•
Ignition	Electronic	Electronic	Electronic
COOKTOP			
Burner—left front (000's BTU) Nat./LP	8,200/8,300	15,000	
Burner—left rear (000's BTU) Nat./LP	6,900/6,500	5,000	9,500 for both left burners
Burner—right front (000's BTU) Nat./LP	5,000/5,000	9,500	15,000
Burner—right rear (000's BTU) Nat./LP	6,900/6,500	12,000	5,000
Burner—center	17,400/ 15,000 Triple Ring		
Cooktop burners	Sealed	Sealed	Sealed
Deep-recessed cooktop	•	•	•
OVEN			
In-oven broiling	•	•	•
Probe mode		•	
Interior oven light	2	1	1
Oven racks	2	3	2
APPEARANCE			
Backguard (included accessory)	Stainless		Stainless
Color appearance	Stainless	Stainless Black Stainless	Stainless
Grates	Continuous	Continuous	Continuous
Grate material	Cast iron	Cast iron	Cast iron
Handle color	Stainless	Stainless Black Stainless	Stainless
Knobs—color	Metallic	Stainless Black Stainless	Stainless
Oven interior	Black	Black	Black
WEIGHTS & DIMENSIONS			
Approx. shipping wt. (lbs.)	205	214	121
Net weight (lbs.)	182	194	108
Overall oven interior dimensions (HxWxD in inches)	14 x 27-1/8 x 17	15-3/8 x 19 x 17-18	19 x 15-3/8 x 17-1/8
Overall dimensions (HxWxD in inches)	35-1/2 x 35-1/2 x 26-3/4	36-1/4 x 29-7/8 x 29-1/8	41 x 24 x 28-1/8
POWER/RATINGS			
Bake (000's BTU) Nat./LP	14,200/13,900	16,000/16,000	13,000/13,000
Broil (000's BTU) Nat./LP	9,300/9,200	16,500/13,500	13,000/13,000
Gas range electrical rating	120V; 60Hz	120V; 60Hz	120V; 60Hz
LP conversion kit (included)	•	•	•

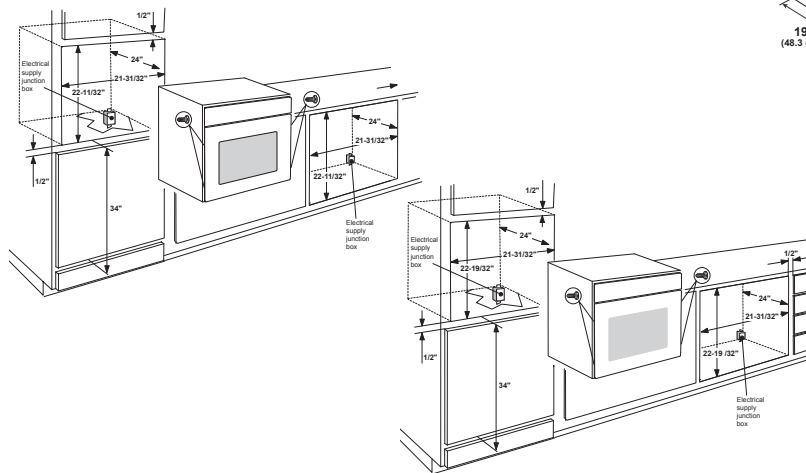
30" & 24" FREE-STANDING ELECTRIC RANGE

	QSS740RNSS QSS740BNTS	QAS740RMSS
FEATURES		
Capacity (cu. ft.) upper/lower	5.7	2.9
Cleaning system	Steam Clean	Steam Clean
Cooking technology	Fan Convection	Fan Convection
Compliance	ADA compliant; California Prop 65; UL	ADA compliant; California Prop 65; UL
CONTROLS		
Mechanical oven controls	•	•
Digital temperature display	•	•
Hot surface lights	•	•
COOKTOP		
Element—left front	8"5/8" 1,900W	6" 1,200W
Element—left rear	6" 1,200W	8" 2,000W
Element—right front	9"5/8" 3,000W	8" 2,200W
Element—right rear	6" 1,200W	6" 1,200W
OVEN		
Interior oven light	1	1
Oven racks	3	2
Bake element	Hidden	Hidden
Broil element	8-pass	4-pass
APPEARANCE		
Backguard (included accessory)		Stainless
Ceramic-glass cooktop	Black	Black
Color appearance	Stainless Black Stainless	Stainless
Handle color	Stainless Black Stainless	Stainless
Knobs—color	Stainless Black Stainless	Stainless
Oven interior	Black	Black
WEIGHTS & DIMENSIONS		
Approx. shipping wt. (lbs.)	256	136
Net weight (lbs.)	236	123
Overall oven interior dimensions (HxWxD in inches)	15-3/8 x 19 x 17-1/8	19 x 15-3/8 x 17-1/8
Overall dimensions (HxWxD in inches)	37-3/8 x 29-7/8 x 29-1/8	40 x 24 x 28-1/8
POWER/RATINGS		
Bake wattage	2,850W	2,700W
Broil wattage	4,000W	3,000W
Electrical rating	208/240V; 60Hz	208/240V; 60Hz



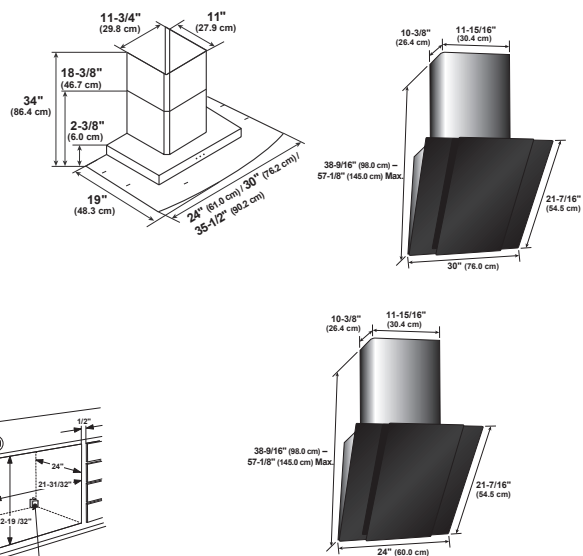
24" BUILT-IN SINGLE OVENS

		HCW2360AES	HCW225RAES	HCW225LAES
FEATURES & CONTROLS				
Capacity (cu. ft.)		2.0	2.0	2.0
Oven		Self-clean	Manual clean	Manual clean
Cleaning time		Variable		
Compliance		ADA compliant; California Prop 65; UL	ADA compliant; California Prop 65; UL	ADA compliant; California Prop 65; UL
Automatic self-clean oven door lock		•		
True European Convection		•	•	•
Variable broil/eight-pass broil		•	•	•
Control type		Electronic touch	Electronic touch	Electronic touch
Temperature display		•	•	•
Delay bake option		•	•	•
°C and °F programmable		•	•	•
Audible preheat signal		•	•	•
Auto oven shut-off with override		•	•	•
Electronic clock and kitchen timer		•	•	•
Control lock capability		•	•	•
Oven light		•	•	•
Oven racks		2	2	2
Rack positions		4	4	4
APPEARANCE				
Color appearance		Stainless	Stainless	Stainless
Frameless oven doors		Stainless	Stainless	Stainless
Oven door with window		•	•	•
Handle color		Stainless	Stainless	Stainless
WEIGHTS & DIMENSIONS				
Approx. shipping wt. (lbs.)		82	82	82
Net weight (lbs.)		72	72	72
Oven cabinet width required (in.)		24	24	24
Overall dimensions (WxHxD in inches)		23-3/8 x 24-1/8 x 23-3/8	23-3/8 x 24-1/8 x 23-3/8	23-3/8 x 24-1/8 x 23-3/8
Overall oven interior dimensions (WxHxD in inches)		17-7/8 x 13-1/4 x 16-1/2	17-7/8 x 13-1/4 x 16-1/2	17-7/8 x 13-1/4 x 16-1/2
Depth with door open 90° (in)		48-3/8	48-3/8	48-3/8
POWER/RATINGS				
KW rating @	240V	3.1	3.1	3.1
	208V	2.35	2.35	2.35
Amps @	240V	13.3	13.3	13.3
	208V	11.7	11.7	11.7
Broiler wattage		2,100 W	2,100 W	2,100 W
Bake wattage		1,100 W	1,100 W	1,100 W
Convection wattage		2,500 W	2,500 W	2,500 W



24" AND 30" DESIGNER HOODS

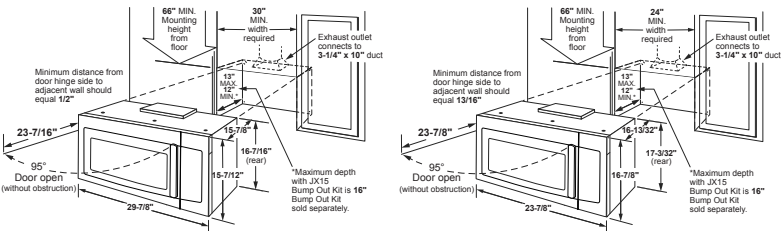
	HCH2100ACS	HCH2400ACB	HCH3400ACB
FEATURES & CONTROLS			
Control type	Push-button	Electronic touch	Electronic touch
Control location	Front	Front	Front
Number of fan speeds	3	4	4
Number of blowers	1	1	1
FILTERS			
Number of filters	1	1	1
Included grease filter type	Metal mesh	Metal mesh	Metal mesh
Filter cleaning	Dishwasher-safe	Dishwasher-safe	Dishwasher-safe
LIGHTING			
Number of cooktop lights	2	2	2
Lighting control	On/Off	On/Off	On/Off
Type of lighting	Halogen	Halogen	Halogen
Light bulb(s)	Included	Included	Included
INSTALLATION			
Mounting	Wall	Wall	Wall
Venting type	Convertible	Convertible	Convertible
Exhaust direction	Top	Top	Top
Round duct diameter (in.)	6	6	6
CFM/SONES RATINGS			
Top Round (boost speed)			300
Top Round (high speed)	450	450	232.44
Top Round (medium speed)	320	320	184.76
Top Round (low speed)	180	180	143.04
Max Sones	5	4.5	4.5
APPEARANCE			
Color appearance	Stainless	Black glass	Black glass
WEIGHTS & DIMENSIONS			
Approx. shipping wt. (lbs.)	51	55	62
Net weight (lbs.)	38	49	51
Cabinet width compatibility (in.)	24	24	30
Overall dimensions (HxWxD in inches)	18-3/8 x 24 x 19	21-7/16 x 24 x 17-7/8	21-7/16 x 30 x 17-7/8
OPTIONAL ACCESSORIES			
Charcoal filter	Part #31264001	Part #31264001	Part #31264001



COOKING

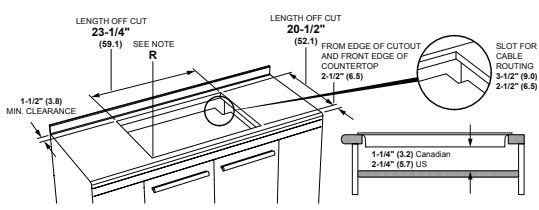
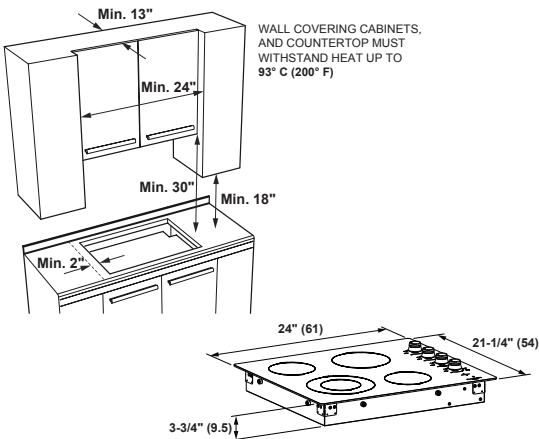
OVER-THE-RANGE MICROWAVE OVEN

		QVM7167RNSS QVM7167BNTS	HMV1472BHS
FEATURES			
Capacity (cu. ft.)		1.6	1.4
Watts—microwave (IEC-705 test procedure)		1,000 W	1,000 W
Cooking mode		Sensor	Sensor
Factory-set recirculation		•	•
Compliance		California Prop 65 UL; CSA	California Prop 65 UL; CSA
CONTROLS			
Convenience controls	Defrost weight/time	•	•
	Popcorn	•	•
Sensor controls	Potato	•	•
	Frozen pizza	•	•
	Frozen vegetable	•	•
	Dinner	•	•
	Rice	•	•
	Breakfast	•	•
	Bacon	•	•
Sensor reheat	Beverage	•	•
	Dinner plate	•	•
	Pizza	•	•
	Soup/sauce	•	•
	Casserole	•	•
Controls touchpad	Add 30 seconds	•	•
	Control lockout	•	•
	Electronic touch controls	•	•
OVEN			
Interior/exterior lighting		LED	LED
Cooktop lighting		LED (High/Low/Off)	LED (High/Low/Off)
Turntable (On/ Off)		•	•
Turntable diameter (in.)		13.57	13.57
APPEARANCE			
Color appearance		Stainless Black Stainless	Stainless with black
Case color		Black	Black
Handle design		Recessed	Recessed
Oven interior		Black	Gray painted diamond cut
Touchpad		Black with gray	Black with gray
WEIGHTS & DIMENSIONS			
Approx. shipping wt. (lbs.)		66	63
Net weight (lbs.)		63	55
Overall dimensions (HxWxD in inches)		16-7/16 x 29-7/8 x 15-7/8	17-1/64 x 23-55/64 x 16-3/16
Overall oven interior dimensions (HxWxD in inches)		15-5/8 x 10-1/8 x 15-3/16	15-5/8 x 10-1/8 x 15-3/16
POWER/RATINGS			
Exhaust vent fan		300 CFM	300 CFM
Input Volt/Hertz		120V/60Hz	120V/60Hz
Input Amps/Watts (max.)		15/1,550	15/1,500



24" BUILT-IN ELECTRIC COOKTOP

HCC2220BEB	
FEATURES	
Element type	Ribbon
Number of elements	4
Hot surface indicators	•
Cooktop "On" indicators	•
CONTROLS	
Type	Knob
Location	Side
COOKTOP	
Element—left front	3,000 W or 1,400 W
Element—left rear	1,800 W
Element—right front	1,200 W
Element—right rear	1,800 W
APPEARANCE	
Color appearance	Black
Cooktop color	Black
Cooktop surface	Ceramic-glass
Cooktop frame	
Knob color	Zinc alloy
WEIGHTS & DIMENSIONS	
Approx. shipping weight (lbs.)	26
Net weight (lbs.)	22
Cabinet width compatibility (in.)	24
Overall dimensions (HxWxD in inches)	3-3/4 x 24 x 21-1/4
Cutout dimensions (WxD in inches)	22-5/8 x 19-1/4
POWER/RATINGS	
KW rating @	240V/60Hz 7.8
	208V/60Hz 5.9
Amps @	240V/60Hz 32.5
	208V/60Hz 28.4

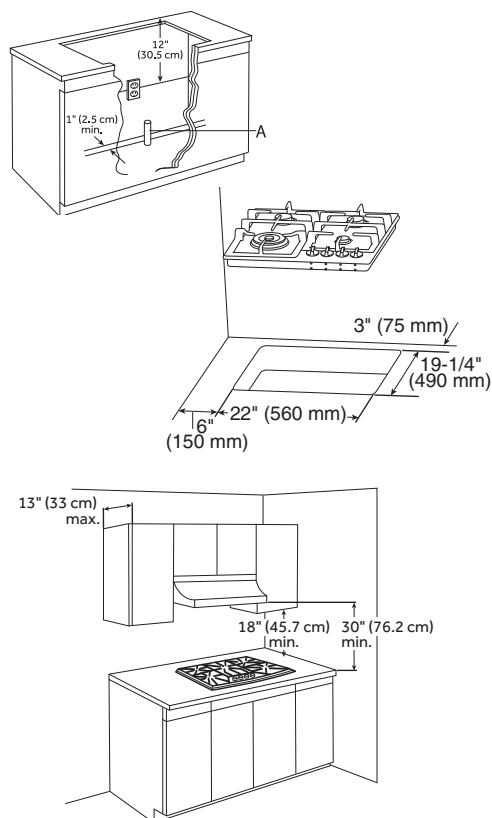


24" BUILT-IN GAS COOKTOP

HCC2230AGS

FEATURES & CONTROLS	
Number of burners	4
Control location	Front
Heavy-duty knobs	•
BURNER CONFIGURATION**	
Burner type	Sealed
Ignition type	Electronic
Burner—left front BTUs (NG)	16,000 BTU max.
Burner—left rear BTUs (NG)	6,800 BTU max.
Burner—right front BTUs (NG)	5,000 BTU max.
Burner—right rear BTUs (NG)	6,800 BTU max.
GRATES	
Number of grates	2
Grate construction	Cast iron
Grate configuration	Continuous
APPEARANCE	
Color appearance	Stainless
Cooktop color	Stainless
Cooktop surface	Stainless
Knob color	Zinc alloy
WEIGHTS & DIMENSIONS	
Approx. shipping wt. (lbs.)	31
Net weight (lbs.)	25
Cabinet width compatibility (in.)	24
Overall dimensions (HxWxD in inches)	3-3/8 x 22-7/8 x 20
Cutout dimensions (WxD in inches)	22 x 19-1/4
POWER/RATINGS	
Amp Rating @ 120V/60Hz	.1

**A set of LP orifices is included with each cooktop for LP conversion. Factory set for natural gas.



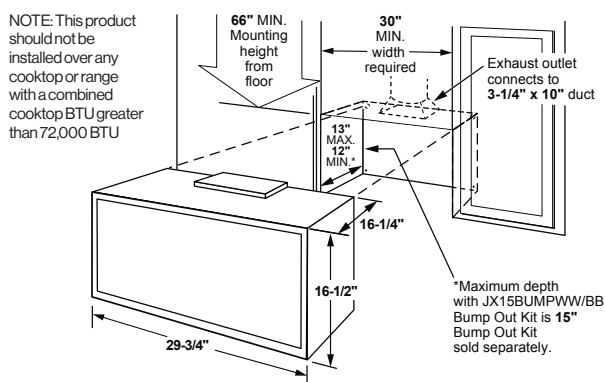
KITCHEN HUB

UVH13012MSS

UVH13013MTS

Claims & Certification	UL
FEATURES & CONTROL	
Control type	27" touchscreen
Control location	Front
Number of fan speeds	4
Number of blowers	1
Platform	Android 8.1
Featured integrations	Phillips Hue, Google Assistant
Google Voice Assistant	Yes
Cameras	Front and overhead
Flavorly Recipe App	Included
U+ Connect Smart Home App	Yes
Video & music streaming*	Yes
FILTERS	
Number of filters	2
Included grease filter type	Aluminum mesh
Filter cleaning	Dishwasher safe
LIGHTING	
Number of cooktop lights	3
Lighting control	On/Off/Night
Type of lighting	LED
INSTALLATION	
Mounting	Wall
Venting type	Convertible
Exhaust direction	Vertical (top), horizontal (rear), recirculation
Rectangular duct dimensions (in.)	3-1/4 x 10
CFM/SONES RATINGS	
Top round (blower boost speed)	600
Top round (high speed)	380/4.0
APPEARANCE	
Color appearance*	Stainless/Black Stainless
WEIGHTS & DIMENSIONS	
Approx. shipping wt. (lbs.)	65
Net weight (lbs.)	58
Cabinet width compatibility (in.)	30
Overall dimensions (WxHxD) (in.)	29-3/4 x 16-1/2 x 16-1/4
POWER/RATINGS	
Amp rating @120V	3.9
OPTIONAL ACCESSORIES	
Makeup air accessory kit—8", 6" duct	JXMUA8
Charcoal filter	UXCF91
Bump-out kit	JX15BUMPBB/WW

*Requires compatible music or video streaming app downloaded from the Google Play Store and subscription may be required.

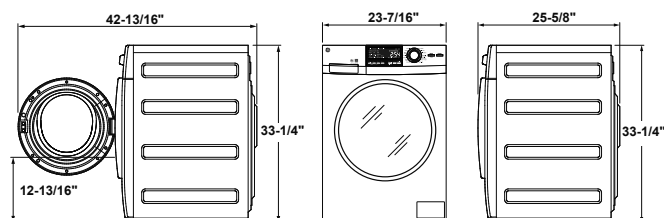


CLOTHES CARE

WASHER

QFW150SSNWW

CAPACITY	
Capacity (cu. ft.)	2.4
WASHER FEATURES	
ENERGY STAR® CERTIFIED	•
Wash/rinse temperatures	5
Water levels	Load Sensing
Internal water heater	•
Number of cycles	16
Basket light	LED
Detergent dispenser (liquid/powder)	•
Bleach dispenser	•
Fabric softener dispenser	•
Control type	Electronic touch w/ LED countdown
End-of-cycle signal	•
Wash/spin speed combinations	5
RPM spin speed	1,400
(ATC) Auto Temp Control	•
Normal	•
Delicates	•
Casuals	•
Whites	•
Bulky items	•
Towels & sheets	•
Casuals	•
Sanitize	•
Optional soil levels	•
2nd rinse	•
Adaptive capabilities	Load size
Cycle countdown	LED
Cycle status lights	LED
Delay wash	Up to 24 hrs.
Drain & Spin	•
Rinse & Spin	•
Door style	See-Thru Glass
Noise package	Deluxe Quiet
Leveling legs	Adjustable
Stainless steel wash basket	•
Optional stacking kit	GFA24KITL
Fill & drain hoses included	•
APPEARANCE	
Color(s) available	White
WEIGHTS & DIMENSIONS	
Dimensions (HxWxD in Inches)	33-1/4 x 23-7/16 x 25-5/8
Flexible installation	Undercounter, stacked, side-by-side
Approx. shipping wt. (lbs.)	249
New weight (lbs.)	245
Circuit requirements	Washer plugs into dryer
Ratings	Cal Prop 65

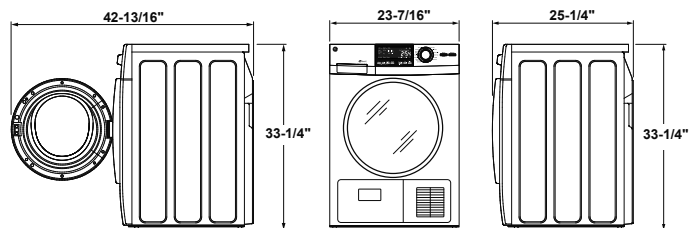


DRYERS

QFT15ESSNWW

QFD15ESSNWW

CAPACITY			
Capacity (cu. ft.)	4.1	4.3	
FEATURES			
ENERGY STAR certified	•	•	
Moisture sensor	•	•	
Control type	Electronic	Electronic	
Cycle countdown	•	•	
Cycle status lights	•	•	
Heat selections	4	4	
Number of cycles	16	16	
Cotton cycle	•	•	
Delicate cycle	•	•	
Wrinkle Free/Casuals	•	•	
Mixed loads cycle	•	•	
Quick Dry	•	•	
Timed dry	•	•	
Air Fluff	•	•	
Warm up	•	•	
Rack Dry	•	•	
Extended tumble	•	•	
Dewrinkle	•	•	
Damp Dry signal	•	•	
Dryer interior light	•	•	
Clean lint filter reminder	•	•	
Delay Dry	•	•	
End-of-cycle signal	•	•	
Door style	See-Thru Glass/Reversible	See-Thru Glass/Reversible	
Noise package	Quiet-By-Design	Quiet-By-Design	
Drum interior	Stainless	Stainless	
Leveling legs	Adjustable	Adjustable	
Reverse-a-Door	•	•	
Venting type	Ventless	Externally vented	
Long-vent capability		Up to 90 feet	
Optional stacking kit	GFA24KITL	GFA24KITL	
APPEARANCE			
Color(s) available	White	White	
WEIGHTS & DIMENSIONS			
Approx. shipping wt. (lbs)	110	103	
Circuit requirements	Washer plugs into dryer	Washer plugs into dryer	
POWER/RATINGS			
Volts/Hertz/Wattage	208/240V; 2,800W; 30A; 60Hz	208/240V; 2,800W; 30A; 60Hz	



COMFORT PRODUCTS

ULTRA-QUIET ROOM AIR CONDITIONER

ESAQ406T

Claims & Certification	ENERGY STAR® Certified,
PERFORMANCE	
Area to Cool (sq. ft.)	151-250
Cooling BTUH	6000
Dehumidification (pts./hr.)	1.5
EER	12.2
CEER rating	12.1
Cooling - watts	490
Volts/Hertz	115/60
Plug capacity (Volts/Amps)	120/10
Cooling - Rated Cooling Amps AHAM	4.4
Air Flow Volume CFM High/Medium/Low	200
ECONOMICAL / QUIET	
Energy Saver	•
APPEARANCE	
Installation	EZ Mount
FEATURES	
Chassis type	Fixed
Fan speed selections	3 cooling, 3 fan auto cool
Easy-access washable filter	•
Air discharge	4-way
Vent/air exchange exhaust	Top
Remote control	Infrared
Adjustable thermostat	Electric
Auto restart	•
Digital time temp, display	•
Power cord length (ft.)	6
Delay timer	24-Hour On/Off
Check Filter reminder	Yes, after running 240 hours
Sleep mode	•
WEIGHTS & DIMENSIONS	
Approximate shipping weight (lbs.)	68
Min./Max. window opening width (in.)	26-1/16 / 39-1/4
Minimum window opening height (in.)	13-3/8
Net weight (lbs)	56
Overall depth (in.)	18-1/8
Overall height (in.)	12-7/16
Overall width (in.)	21-1/4

WIFI-CONNECTED WINDOW ROOM AIR CONDITIONERS

	QHC08LX	QHC10AX	QHC12AX	QHC15AX	QHC18DX	QHC24DX
Claims & Certification	ENERGY STAR® Certified, UL, cUL, AHAM, FCC			ENERGY STAR® Certified, UL, cUL, AHAM, FCC		
PERFORMANCE						
BTUH /HR rating	8,050	10,000	11,600	15,000	18,000	23,500
CEER rating (Min.)	12.0	12.0	12.0	11.8	11.8	10.3
Voltage / Hertz	115/60	115/60	115/60	115/60	230-208/60	230-208/60
Cooling Amps AHAM	5.8	8.7	8.7	11.2	6.6/7.2	10/10.7
Cooling - Watts	660	950	950	1,270	1,510/1,490	2,250/2,200
Airflow (cfm) Roomside (hi/low)	230/215/200	250/230/210	250/230/210	380/360/340	430/400/360	450/420/380
Dehumidification (pts./hr.)	1.7	3.5	3.5	3.7	4.9	7.2
Unit type	Cool only	Cool only	Cool only	Cool only	Cool only	Cool only
Variable air discharge	4-way	4-way	4-way	4-way	4-way	4-way
Air discharge	Top	Top	Top	Top	Top	Top
Refrigerant type	R-410A	R-410A	R-410A	R-410A	R-410A	R-410A
Power cord length (min.)(feet)	6	6	6	6	6	6
ECONOMICAL / QUIET						
Energy Saver mode	Yes	Yes	Yes	Yes	Yes	Yes
APPEARANCE						
Color appearance	White	White	White	White	White	White
Installation	EZ Mount	EZ Mount	EZ Mount	EZ Mount	EZ Mount	EZ Mount
Window curtain	Yes	Yes	Yes	Yes	Yes	Yes
FEATURES						
Chassis type	Fixed	Fixed	Fixed	Slide-Out	Slide-Out	Slide-Out
Delay timer	24-hour On/Off	24-hour On/Off	24-hour On/Off	24-hour On/Off	24-hour On/Off	24-hour On/Off
Fan speed selections	3 cooling, 3 fan auto cool	3 cooling, 3 fan auto cool	3 cooling, 3 fan auto cool	3 cooling, 3 fan auto cool	3 cooling, 3 fan auto cool	3 cooling, 3 fan auto cool
Easy-access washable filter	Yes	Yes	Yes	Yes	Yes	Yes
Magna-click remote w/ Braille	Yes	Yes	Yes	Yes	Yes	Yes
Adjustable thermostat	Electronic	Electronic	Electronic	Electronic	Electronic	Electronic
Sleep mode	Yes	Yes	Yes	Yes	Yes	Yes
WEIGHTS & DIMENSIONS						
Approximate shipping weight (lbs.)	62	69	75	122	134	142
Min./Max. window opening width (in.)	24 - 38	26-1/8 - 37-3/4	26-1/8 - 37-3/4	30 - 39	30 - 39	30 - 39
Minimum window opening height (in.)	15-1/16	15-5/8	15-5/8	19-1/8	19-1/8	19-1/8
Net weight (lbs.)	54	60	68	103	115	122
Overall depth (in.)	18-1/8	20-1/2	20-1/2	25-3/4	25-3/4	25-3/4
Overall height (in.)	14-5/8	15-1/8	15-1/8	18	18	18
Overall width (in.)	19	20-1/8	20-1/8	26-1/4	26-1/4	26-1/4

COMFORT PRODUCTS

WINDOW ROOM AIR CONDITIONERS

	QHV05LX	QHM05LX	QHQ06LX	QHM06LX	QHM08LX
Claims & Certification	Certified, UL, cUL, AHAM, FCC	ENERGY STAR® Certified, UL, cUL, AHAM	ENERGY STAR® Certified, UL, cUL, AHAM	ENERGY STAR® Certified, UL, cUL, AHAM	ENERGY STAR® Certified, UL, cUL, AHAM
PERFORMANCE					
BTUH /HR rating	5,050	5,500	6,000	6,150	8,050
CEER rating (Min.)	11.0	12.1	11.1	12.1	12.0
Voltage /Hertz	115/60	115/60	115/60	115/60	115/60
Cooling Amps AHAM	4	4	4.5	4.5	5.8
Cooling - Watts	450	450	505	505	660
Airflow (cfm) Roomside (hi/low)	135/115	175/155/140	175/155/140	175/155/140	230/215/200
Dehumidification (pts./hr.)	1.2	1.2	1.6	1.6	1.7
Unit type	Cool Only	Cool Only	Cool Only	Cool Only	Cool Only
Variable air discharge	2-Way	4-Way	4-Way	4-Way	4-Way
Air discharge	Top	Top	Top	Top	Top
Refrigerant type	R-410A	R-410A	R-410A	R-410A	R-410A
Power cord length (min.)(feet)	6	6	6	6	6
ECONOMICAL / QUIET					
Energy Saver mode		Yes	Yes	Yes	Yes
APPEARANCE					
Color appearance	White	White	White	White	White
Installation	EZ Mount	EZ Mount	EZ Mount	EZ Mount	EZ Mount
Window curtain	Yes	Yes	Yes	Yes	Yes
FEATURES					
Chassis type	Fixed	Fixed	Fixed	Fixed	Fixed
Delay timer	24-hour On/Off	24-hour On/Off	24-hour On/Off	24-hour On/Off	24-hour On/Off
Fan speed selections	2 cooling, 2 fan only	3 cooling, 3 fan auto cool	3 cooling, 3 fan auto cool	3 cooling, 3 fan auto cool	3 cooling, 3 fan auto cool
Easy-access washable filter	Yes	Yes	Yes	Yes	Yes
Magna Click remote w/ Braille	Yes	Yes	Yes	Yes	Yes
Adjustable thermostat	Mechanical	Electronic	Electronic	Electronic	Electronic
Sleep function		Yes	Yes	Yes	Yes
WEIGHTS & DIMENSIONS					
Approximate shipping weight (lbs.)	50	50	52	52	62
Min./Max. window opening width (in.)	21-7/8 - 36	24-1/2 - 36	24-1/2 - 36	24-1/2 - 36	24 - 38
Minimum window opening height (in.)	13-3/8	13-3/8	13-3/8	13-3/8	15-1/16
Net weight (lbs.)	45	45	47	47	54
Overall depth (in.)	15-1/3	15-11/32	15-11/32	15-11/32	18-1/8
Overall height (in.)	12-7/16	12-7/16	12-7/16	12-7/16	14-5/8
Overall width (in.)	18-1/2	18-1/2	18-1/2	18-1/2	19

WINDOW ROOM AIR CONDITIONERS (CONT)

	QHM10AX	QHM12AX	QHM15AX	QHM18DX	QHM24DX
Claims & Certification	ENERGY STAR® Certified, UL, cUL, AHAM	ENERGY STAR® Certified, UL, cUL, AHAM	ENERGY STAR® Certified, UL, cUL, AHAM	ENERGY STAR® Certified, UL, cUL, AHAM	ENERGY STAR® Certified, UL, cUL, AHAM
PERFORMANCE					
BTUH/HR rating	10,000	11,600	15,000	18,000/17,800	23,500/22,900
CEER rating (Min.)	12.0	12.0	11.8	11.8	10.3
Voltage / Hertz	115/60	115/60	115/60	230-208/60	230-208/60
Cooling Amps AHAM	7.2	8.7	11.2	6.6/7.2	10/10.7
Cooling - Watts	820	950	1,270	1,510/1,490	2,250/2,200
Airflow (cfm) Roomside (hi/low)	235/220/200	250/230/210	380/360/340	430/400/360	450/420/380
Dehumidification (pts./hr.)	2.7	3.5	3.7	4.9	7.2
Unit type	Cool only	Cool only	Cool only	Cool only	Cool only
Variable air discharge	4-way	4-way	4-way	4-way	4-way
Air discharge	Top	Top	Top	Top	Top
Refrigerant type	R-410A	R-410A	R-410A	R-410A	R-410A
Power cord length (min.)(feet)	6	6	6	4	4
ECONOMICAL / QUIET					
Energy Saver mode	Yes	Yes	Yes	Yes	Yes
APPEARANCE					
Color Appearance	White	White	White	White	White
Installation	EZ Mount	EZ Mount	EZ Mount	EZ Mount	EZ Mount
Window Curtain	Yes	Yes	Yes	Yes	Yes
FEATURES					
Chassis type	Fixed	Fixed	Slide-out	Slide-out	Slide-out
Delay timer	24-hour On/Off	24-hour On/Off	24-hour On/Off	24-hour On/Off	24-hour On/Off
Fan speed selections	3 cooling, 3 fan auto cool	3 cooling, 3 fan auto cool	3 cooling, 3 fan auto cool	3 cooling, 3 fan auto cool	3 cooling, 3 fan auto cool
Easy-access washable filter	Yes	Yes	Yes	Yes	Yes
Magna Click remote w/ Braille	Yes	Yes	Yes	Yes	Yes
Adjustable thermostat	Electronic	Electronic	Electronic	Electronic	Electronic
Sleep function	Yes	Yes	Yes	Yes	Yes
WEIGHTS & DIMENSIONS					
Approximate shipping weight (lbs.)	67	75	122	134	142
Min./Max. window opening width (in.)	26-1/8 - 37-3/4	26-1/8 - 37-3/4	30 - 39	30 - 39	30 - 39
Minimum window opening height (in.)	15-5/8	15-5/8	19-1/8	19-1/8	19-1/8
Net weight (lbs.)	60	68	103	115	122
Overall depth (in.)	20-1/2	20-1/2	25-3/4	25-3/4	25-3/4
Overall height (in.)	15-1/8	15-1/8	18	18	18
Overall width (in.)	20-1/8	20-1/8	26-1/4	26-1/4	26-1/4

COMFORT PRODUCTS

PORTABLE ROOM AIR CONDITIONERS- SINGLE HOSE

	HPP08XCR	HPP10XCT	HPC12XCR	HPC12XHR
PERFORMANCE				
Cools room size (sq. ft.)	150-250	250-350	350-450	350-450
Heats room size (sq. ft.)				350-450
Cooling BTUH (ASHRAE)	8,000	10,000	11,500	11,150
Cooling BTUH (SACC)	4,150	5,000	6,000	6,000
Dehumidification (pts./hr)	3.8	3.8		
Cooling - Rated Cooling Amps SACC	7.0	9.0	9.4	9.4
Cooling - Watts SACC	810	1,030	1,170	1,170
Heater Watts ASHRAE				8,500
Volts	115V	115V	115V	115V
Heater Amps ASHRAE				9.4
Plug type/capacity	A - 125/13	A - 125/15	A - 125/15	A - 125/15
Power cord length (feet)	6	6	6	6
FEATURES				
Fan speeds Cool/Fan/Heat	2 cooling, 2 fan only	2 cooling, 2 fan only	3 cooling, 3 fan only	3 cooling, 3 fan, 3 heat
Air discharge	4-way	4-way	2-way	2-way
Adjustable thermostat	Electronic	Electronic	Electronic	Electronic
Dehumidify function	Yes	Yes	Yes	Yes
On/Off timer	24-hour On/Off	24-hour On/Off	24-hour On/Off	24-hour On/Off
Digital time temp display	Yes	Yes	Yes	Yes
Exhaust hose length (sq. ft.)	5	5	5	5
Filter type	Slide-out washable	Slide-out washable	Permanent mesh	Permanent mesh
Remote control	Yes	Yes	Yes	Yes
Auto restart	Yes	Yes	Yes	Yes
Vent/Air exchange exhaust	Front	Front	Top	Top
Window exhaust kit	Yes	Yes	Yes	Yes
Sleep mode	Yes	Yes	Yes	Yes
APPEARANCE				
Color appearance	White	White	White	White
Easy-roll casters	Yes	Yes	Yes	Yes
Installation	Extended length window kit - 42"	Extended length window kit - 46"	Extended length window kit - 46"	Extended length window kit - 46"
WEIGHTS & DIMENSIONS				
Approximate shipping weight (lbs.)	56	63	71	72
Min./Max. window opening width (in.)	22-1/2 - 41-1/2	22-1/2 - 41-1/2	20 - 46	20 - 46
Minimum window opening height (in.)	5-1/2	5-1/2	4-3/4	4-3/4
Net weight (lbs.)	49	54	62	64
Overall depth (in.)	13- 5/16	13- 5/16	14	14
Overall height (in.)	28	28	28-1/8	28-1/8
Overall width (in.)	12	12	17-1/4	17-1/4

PORTABLE ROOM AIR CONDITIONERS-DUAL HOSE

	HPND14XCT	HPND14XHT
PERFORMANCE		
Cools room size (sq. ft.)	600	600
Heats room size (sq. ft.)		500-601
Cooling BTUH (ASHRAE)	13,500	13,500
Cooling BTUH (SACC)	8,000	8,000
Heating - Electric - BTUH - AHAM - 1R		11,000
Dehumidification (pts./days)	96	96
Cooling - Rated Cooling Amps SACC/ASHRAE	11.4	11.4
Cooling - Watts SACC/ASHRAE	1,250	1,250
Heater Watts SACC/ASHRAE		1,190
Volts	115	115
Heater Amps SACC/ASHRAE		10.9
Plug type/capacity	A	A
Power cord length (ft.)	6	6
FEATURES		
Fan speeds Cool/Fan/Heat	3 cooling/ 3 fan	3 cooling/ 3 fan/3 heat
Air discharge	Top	Top
Adjustable thermostat	Electronic	Electronic
Dehumidify function	Yes	Yes
On/Off timer	24-hr On/Off	24-hr On/Off
Digital time temp display	Yes	Yes
Exhaust hose length (feet)	5	5
Filter type	Easy-access washable	Easy-access washable
Remote control	Yes	Yes
Auto restart	Yes	Yes
Vent/air exchange exhaust	4-way	4-way
Window exhaust kit	Yes	Yes
APPEARANCE		
Color appearance	Black/Silver	Black/Silver
Easy-roll casters	Yes	Yes
Installation	Extended length window kit - 46"	Extended length window kit - 46"
WEIGHTS & DIMENSIONS		
Approximate shipping weight (lbs.)	87	89
Min./Max. window opening width (in.)	20 / 46	20 / 46
Minimum window opening height (in.)	4-3/4	4-3/4
Net weight (lbs.)	79	81
Overall depth (in.)	15-1/4	15-1/4
Overall height (in.)	29-7/16	29-7/16
Overall width (in.)	17-3/4	17-3/4

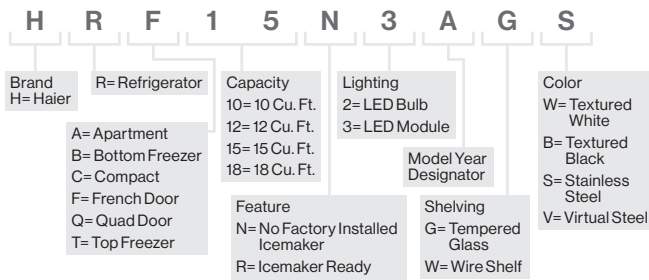
COMFORT PRODUCTS

DEHUMIDIFIERS

		HEN30ET	HEH50ET	HEN70ETF	HEN70ETFP
DESCRIPTION	30 Pint Capacity, Electronic Control - 115 volt Dehumidifier	50 Pint Capacity, Electronic Control - 115 volt Dehumidifier	70 Pint Capacity, Electronic Control - 115 volt Dehumidifier	70 Pint Capacity with Drain Pump, Electronic Control - 115 volt Dehumidifier	
Claims & Certification	ENERGY STAR® Certified, AHAM, EEV, UL, CUL				
CAPACITY					
Bucket capacity	7.0 pt	11.0 pt	18.0 pt	18.0 pt	
Dehumidification (pts./day)	30.0	50.0	70.0	70.0	
ELECTRICAL					
Amps	3.3	4.3	7.9	7.9	
Voltage/Hertz/Phase	115 - 60	115 - 60	115 - 60	115 - 60	
Watts	370	490	860	860	
HEPA filter efficiency (%)	2	2	2	2	
FEATURES					
Refrigerant type	R134A	R-410A	R-410A	R-410A	
Control type	LED Electrical Digital Display	LED Electrical Digital Display	LED Electrical Digital Display	LED Electrical Digital Display	
Bucket type	Front	Front	Front	Front	
Dry airflow (CFM) High/Low	120/106	180/150	170/148	170/148	
Fan speed selections	2	2	2	2	
Automatic defrost control	Yes	Yes	Yes	Yes	
Automatic humidistat control	Yes	Yes	Yes	Yes	
Automatic shut-off	Yes	Yes	Yes	Yes	
Power cord length (ft.)	6	6	6	6	
Filter location	Behind bucket	Front	Behind bucket	Behind bucket	
Filter type	Easy-access washable	Easy-access washable	Easy-access washable	Easy-access washable	
Low-temp operation	Yes	Yes	Yes	Yes	
Plug capacity	125V/15A	125/15A	125V/15A	125V/15A	
Timer (on/off)	24 Hr On/Off	24 Hr On/Off	24 Hr On/Off	24 Hr On/Off	
Auto restart	Yes	Yes	Yes	Yes	
Electronic bucket full indicator	Yes	Yes	Yes	Yes	
Bucket full beep alarm	Yes	Yes	Yes	Yes	
Check filter	Yes	Yes	Yes	Yes	
Trouble free drain connect	Yes	Yes	Yes	Yes	
Drain pump				Yes	
Easy roll casters	Yes	Yes	Yes	Yes	
Smart Dry		Yes			
WEIGHTS & DIMENSIONS					
Approximate shipping weight (lb.)	31	36	49	49	
Net weight (lb.)	28	32	45	45	
Overall depth (in.)	9-5/8	10-5/8	10-3/4	10-3/4	
Overall height (in.)	19	19-1/2	24	24	
Overall width (in.)	13-3/8	13-3/8	15-1/8	15-1/8	

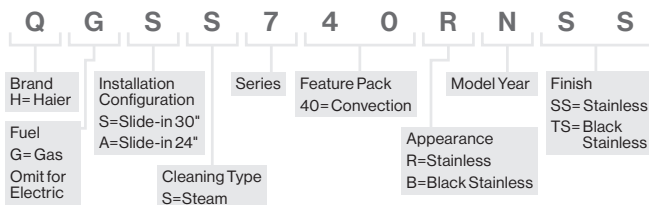
NOMENCLATURES

REFRIGERATION

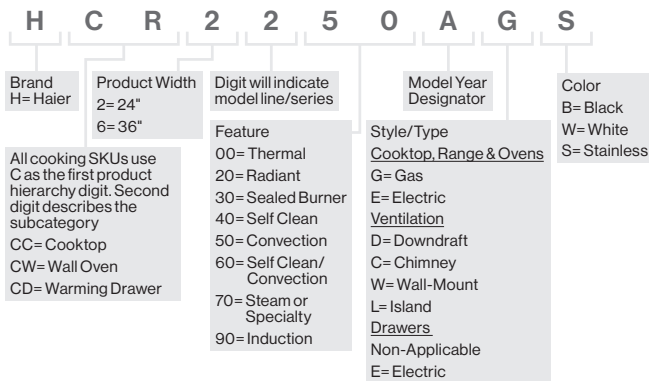


COOKING

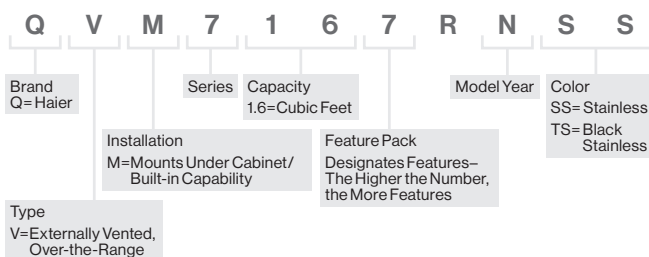
RANGES



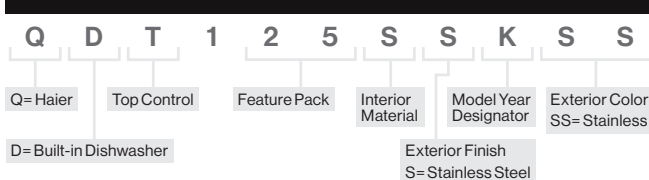
BUILT-IN COOKING & VENTILATION



OVER-THE-RANGE MICROWAVE

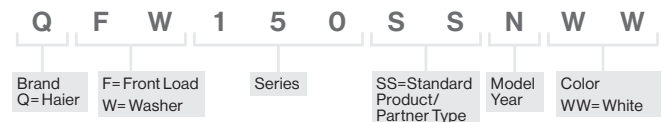


DISHWASHER

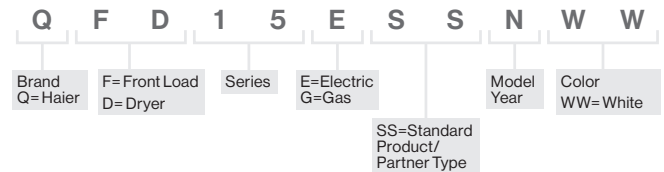


CLOTHES CARE

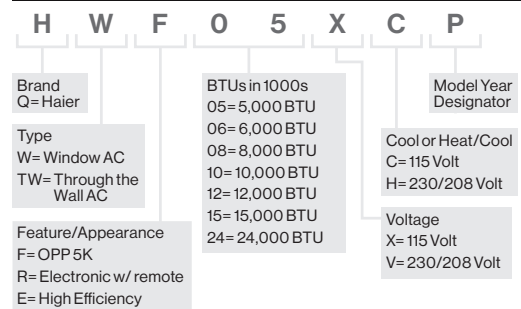
WASHERS



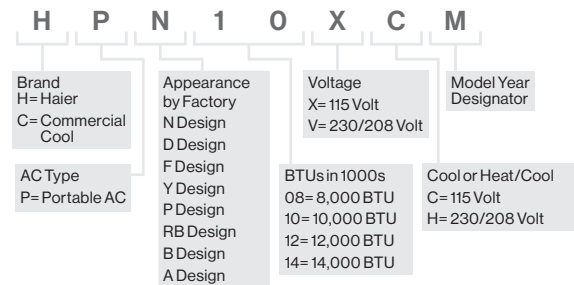
DRYERS



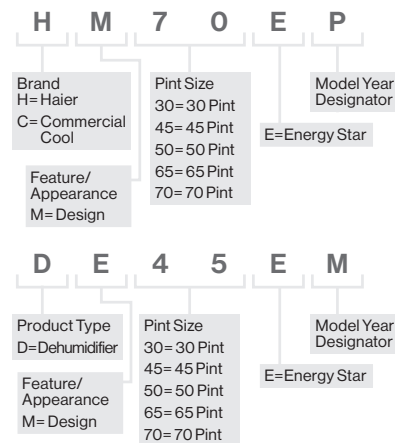
COMFORT PRODUCTS



PORTABLE AIR CONDITIONER



DEHUMIDIFIERS



PARTS AND ACCESSORIES

STAINLESS STEEL MAINTENANCE

Cerama Bryte® Stainless Steel Wipes, 35-count	WX10X10004
Cerama Bryte Stainless Steel Cleaner & Polisher, 16-oz	PM10X311
Cerama Bryte Microfiber Cleaning Cloths, 2-pack	WX10X307
Cerama Bryte Stainless Steel Polish Kit Includes 8-oz cleaner/polisher + microfiber cloth	WX10X33765

REFRIGERATION

GE icemaker kit	IM6D
GE premium replacement water filter	XWF
Ice machine cleaner	WX08X42870
Freezer utility shelf	WR71X2086
Braided Pex icemaker water line, 12' length	WX08X10012
Pex icemaker water line, 8' length	WX08X10006
Pex icemaker water line, 15' length	WX08X10015
Appliance brush set, 2 brushes	PM14X10056
Cerama Bryte Refrigerator Cleaner	WX10X10206
40-watt appliance light bulbs, 2-pack	40A15-2PK

COOKING

Cerama Bryte Complete Cooktop Kit	WX10X10020
Cerama Bryte Gas Grate Cleaning Kit	WX10X10021
Universal 4' gas range installation kit	PM15X103
Cerama Bryte Cooktop Scraper	WX10X302
Cerama Bryte Microfiber Cleaning Cloths, 2-pack	wx10x307
Cerama Bryte Burnt-On Grease Remover	WX10X320
Cerama Bryte Cleaning Pads, 4-pack	WX10X350
Cerama Bryte Touchups Spray	WX10X391
Broiler pan/rack set (12-3/4" x 16-1/2")	WB48X10056
4' 4-wire 40-amp electrical range cord	WX09X10035
4' 3-wire 40-amp electrical range cord	WX09X10006
Cerama Bryte Glass-Ceramic Cooktop Cleaner	WX10X300
Cerama Bryte Ceramic Cooktop Scraper and Pad	PM10X304

MICROWAVE OVENS

Cerama Bryte Appliance Cleaner	WX10X392
--------------------------------	----------

DISHWASHERS

Universal dishwasher installation kit	PM28X329
Universal 12" dishwasher connector kit with adapter	WX28X327
Dishwasher power cord, 5' 4"	WX09X70910
Dishwasher power cord, 7' 9"	WX09X70911
Dishwasher bracket kit for non-wooden countertops	WX13X10001
10' dishwasher drain hose	WX28X321
Finish® Dishwasher Cleaner 8.45 oz. bottle	WX10X10209
Finish Jet-Dry® Rinse Aid 16 oz. bottle	WX10X10210
Finish Dishwasher Detergent Booster 14 oz. cannister	WX10X10022

CLOTHES CARE

6' length universal stainless steel washer hoses with 90° elbow, 2-pack	WX14X10011
4' stainless steel washer hose, 2-pack	WX14X10005
4' rubber washer hose, 2-pack	WH41X10207
Appliance brush set, 2 brushes	PM14X10056
Universal 8' flexible metal dryer duct kit; includes 2 spring clamps	PM08X10085
Universal 4' gas dryer installation kit	PM15X104
6' 4-wire 30-amp electrical dryer cord	WX09X10020
6' 3-wire 30-amp electrical dryer cord	WX09X10004
Cerama Bryte Washer Cleaner, 4 uses	WX10X312
Anti-vibration pads, 4 pad set	WX17X10001CA
Dryer rack	WE1M1038
	WE01X20677
	WE01X22274
Low-profile universal washer floor tray	PM7X2-White
	PM7X3-Metallic carbon



Warranty Information

All parts and accessories have a limited one-year warranty, with the exception of water filters, which have a 30-day warranty.

Limited One-Year Warranty

If your Haier part fails because of a manufacturing defect within one year from the date of original purchase, we will provide a new or, at our option, rebuilt part without charge. Return the defective part to the vendor from whom it was purchased with a copy of the "proof of purchase." If the part is defective it will be exchanged. This warranty does not cover parts which are improperly installed, damaged, abused or used for other than the intended purpose. It does not include cost of returning the part to the vendor from which it was purchased, labor to remove, install or diagnose the failure, parts used in commercial applications, incidental or consequential damage caused by possible defects with the parts.

Cerama Bryte is a registered trademark of Cerama Bryte, Inc. Finish is a registered trademark of Reckitt Benckiser Group.

BUILD THE KITCHENS HOMEOWNERS LOVE

With offerings like easy-to-browse product specs, user-friendly ordering tools and on-time, damage-free delivery, GE Appliances is committed to making contract professionals' jobs simpler in every way.

Celebrating 60 years of dedicated support to builders.



Contract Support

SALES SUPPORT

120+ contract-focused sales managers

More than any appliance manufacturer

Package ordering online, phone and fax

9 strategically located distribution centers

170+ cross dock locations

POST-SALES SUPPORT

1,000 highly skilled field technicians

800.GE.CARES

The Customer Advocate team provides:

- Order close-out materials
- Delivery service tracking
- Factory service coordination
- Parts ordering

GE Appliances Answer Center® provides info on product features.
800.626.2000

Dedicated Customer Financial Services Rep

DIGITAL SUPPORT

GECustomerNet.com (soon to be **GEAppliancesCustomerNet.com**) connects you to GE Appliances' system for placing orders, checking pricing and availability, ordering parts and much more

Supply Pro Connect integrates with multiple builder ERP systems

Digital Catalogs and Brochures give recommended lineups, technical specs, videos and current promotions

— GET TO KNOW US —



haierappliances.com

Haier

Appliance Park
Louisville, KY 40225
haierappliances.com

©2019 GE Appliances
Pub. No. 66-G0009 PC92476