



IT'S THE DETAILS
THAT DEFINE US

2021 Distributor Price Book





*We are redefining the world of luxury
appliances, one detail at a time.*

Elevate Everything

T A B L E O F C O N T E N T S

04 *Professional Ranges and Rangetops*

Induction, Gas and Electric Cooktops **18**

28 *Hearth Ovens and Wall Ovens*

Steam Ovens and Advantium® Ovens **42**

50 *Microwave Ovens, Warming Drawers and Storage Drawers*

Hoods **60**

76 *Refrigerator and Freezer Columns*

Built-In Refrigerators **88**

100 *Free-Standing Refrigerators*

Built-in Side-By-Side Refrigerators **104**

114 *Undercounter Refrigerators*

Dishwashers and Compactors **126**

134 *Warranty Information*



MONOGRAM PROFESSIONAL RANGES AND RANGETOPS

From controlled simmers to the perfect sear, Monogram professional ranges and rangetops are expertly engineered to perform beyond expectations. Featuring substantial, brass-accented knobs, polished stainless steel and signature large windows, our ranges deliver premium features and a truly professional appearance.

MODEL NUMBER KEY

Z	D	P	4	8	6	N	D	T	S	S
MONOGRAM GAS RANGE/RANGETOP ZDP = Dual-fuel range ZGP = All-gas range ZGU = Rangetop			WIDTH 48 = 48" rangetop or range 36 = 36" rangetop or range 30 = 30" rangetop or range		NUMBER OF BURNERS 4 = 4 burners 6 = 6 burners		FUEL TYPE N = Natural Gas	MODEL YEAR		
								COLOR CODE SS = Stainless or glass		
								ADDITIONAL COOKING SURFACE D = Griddle R = Grill G = Griddle and grill		

PROFESSIONAL RANGES



ZDP484NTSS



ZDP486NDTSS



ZDP364NTSS



ZDP366NTSS



ZDP304NTSS



ZGP486NDTSS



ZGP364NTSS



ZGP366NTSS



ZGP304NTSS

PROFESSIONAL RANGETOPS



ZGU486NDTSS



ZGU364NDTSS



ZGU366NTSS



Indicates CSA certification for Canada and the U.S.



Indicates ADA compliance.



MONOGRAM PROFESSIONAL RANGES AND RANGETOPS



48" DUAL-FUEL PROFESSIONAL RANGE WITH 4 BURNERS, GRILL AND GRIDDLE (NATURAL GAS)

MODEL	UMRP*
ZDP484NGTSS	\$14,500

SPECIFICATIONS	
Overall Dimensions (WxHxD)	47 7/8 in x 35 1/4 in x 28 1/4 in
Cutout Dimension (Width)	48 in

FEATURES

The Monogram Statement Collection • Built-in WiFi, powered by SmartHQ™ app • Precision Cooking • Better When Connected • Industry exclusive—TrueTemp™ burner • Versatile gas burner configuration • 3-Piece grates with reversible wok feature • Hot Air Fry • Precision Oven modes • Articulating 7" touch LCD control • Chef Connect • LP conversion kit included



*Dealers determine their own prices.

MONOGRAM PROFESSIONAL RANGES AND RANGETOPS



36" DUAL-FUEL PROFESSIONAL RANGE WITH 4 BURNERS AND GRIDDLE (NATURAL GAS)

MODEL	UMRP*
ZDP364NDTSS	\$10,700

SPECIFICATIONS	
Overall Dimensions (WxHxD)	35 7/8 in x 35 1/4 in x 28 1/4 in
Cutout Dimension (Width)	36 in

FEATURES

The Monogram Statement Collection • Built-in WiFi, powered by SmartHQ™ app • Precision Cooking • Better When Connected • Industry exclusive—TrueTemp™ burner • Versatile gas burner configuration • 3-Piece grates with reversible wok feature • Hot Air Fry • Precision Oven modes • Articulating 7" touch LCD control • Chef Connect • LP conversion kit included



*Dealers determine their own prices.



48" DUAL-FUEL PROFESSIONAL RANGE WITH 6 BURNERS AND GRIDDLE (NATURAL GAS)

MODEL	UMRP*
ZDP486NDTSS	\$13,000

SPECIFICATIONS	
Overall Dimensions (WxHxD)	47 7/8 in x 35 1/4 in x 28 1/4 in
Cutout Dimension (Width)	48 in

FEATURES

The Monogram Statement Collection • Versatile gas burner configuration • 3-Piece grates with reversible wok feature • WiFi monitoring and remote control with the SmartHQ™ app • Precision Cooking • Hot Air Fry • Dynamic oven LCD • Chef Connect • Industry exclusive—custom color LED accent lighting • Ring-lit knobs • Solid brass blades on precision-machined knobs • Seamless stainless top frame • LP conversion kit included



36" DUAL-FUEL PROFESSIONAL RANGE WITH 6 BURNERS (NATURAL GAS)

MODEL	UMRP*
ZDP366NTSS	\$9,800

SPECIFICATIONS	
Overall Dimensions (WxHxD)	35 7/8 in x 35 1/4 in x 28 1/4 in
Cutout Dimension (Width)	36 in

FEATURES

The Monogram Statement Collection • Versatile gas burner configuration • 3-Piece grates with reversible wok feature • WiFi monitoring and remote control with the SmartHQ app • Precision Cooking • Hot Air Fry • Dynamic oven LCD • Chef Connect • Industry exclusive—custom color LED accent lighting • Ring-lit knobs • Solid brass blades on precision-machined knobs • Seamless stainless top frame • LP conversion kit included





30" DUAL-FUEL PROFESSIONAL RANGE
WITH 4 BURNERS (NATURAL GAS)

MODEL	UMRP*
ZDP304NTSS	\$6,500

SPECIFICATIONS	
Overall Dimensions (WxHxD)	29 7/8 in x 35 1/4 x 28 1/4 in
Cutout Dimension (Width)	30 in

- FEATURES**
- The Monogram Statement Collection • Versatile gas burner configuration • 3-Piece grates with reversible wok feature • WiFi monitoring and remote control with the SmartHQ™ app • Precision Cooking • Hot Air Fry • Dynamic oven LCD • Chef Connect • Industry exclusive—custom color LED accent lighting • Ring-lit knobs • Solid brass blades on precision-machined knobs • Seamless stainless top frame • LP conversion kit included



*Dealers determine their own prices.



48" ALL-GAS PROFESSIONAL RANGE
WITH 6 BURNERS AND GRIDDLE

MODEL	UMRP*
ZGP486NDTSS	\$10,400

SPECIFICATIONS	
Overall Dimensions (WxHxD)	47 7/8 in x 35 1/4 in x 28 1/4 in
Cutout Dimension (Width)	48 in

- FEATURES**
- The Monogram Statement Collection • Versatile gas burner configuration • 3-Piece grates with reversible wok feature • WiFi monitoring and remote control with the SmartHQ™ app • Precision Cooking • Dynamic oven LCD • Chef Connect • Industry exclusive—custom color LED accent lighting • Ring-lit knobs • Solid brass blades on precision-machined knobs • Seamless stainless top frame • LP conversion kit included



*Dealers determine their own prices.



36" ALL-GAS PROFESSIONAL RANGE
WITH 4 BURNERS AND GRIDDLE (NATURAL GAS)

MODEL	UMRP*
ZGP364NDTSS	\$7,500

SPECIFICATIONS	
Overall Dimensions (WxHxD)	35 7/8 in x 35 1/4 in x 28 1/4 in
Cutout Dimension (Width)	36 in

- FEATURES**
- The Monogram Statement Collection • Versatile gas burner configuration • 3-Piece grates with reversible wok feature • WiFi monitoring and remote control with the SmartHQ app • Precision Cooking • Dynamic oven LCD • Chef Connect • Industry exclusive—custom color LED accent lighting • Ring-lit knobs • Solid brass blades on precision-machined knobs • Seamless stainless top frame • LP conversion kit included





36" ALL-GAS PROFESSIONAL RANGE
WITH 6 BURNERS (NATURAL GAS)

MODEL	UMRP*
ZGP366NTSS	\$6,900

SPECIFICATIONS	
Overall Dimensions (WxHxD)	35 7/8 in x 35 1/4 in x 28 1/4 in
Cutout Dimension (Width)	36 in

FEATURES

The Monogram Statement Collection • Versatile gas burner configuration • 3-Piece grates with reversible wok feature • WiFi monitoring and remote control with the SmartHQ™ app • Precision Cooking • Dynamic oven LCD • Chef Connect • Industry exclusive—custom color LED accent lighting • Ring-lit knobs • Solid brass blades on precision-machined knobs • Seamless stainless top frame • LP conversion kit included



*Dealers determine their own prices.



30" ALL-GAS PROFESSIONAL RANGE
WITH 4 BURNERS (NATURAL GAS)

MODEL	UMRP*
ZGP304NTSS	\$5,300

SPECIFICATIONS	
Overall Dimensions (WxHxD)	29 7/8 in x 35 1/4 in x 28 1/4 in
Cutout Dimension (Width)	30 in

FEATURES

The Monogram Statement Collection • Versatile gas burner configuration • 3-Piece grates with reversible wok feature • WiFi monitoring and remote control with the SmartHQ app • Precision Cooking • Dynamic oven LCD • Chef Connect • Industry exclusive—custom color LED accent lighting • Ring-lit knobs • Solid brass blades on precision-machined knobs • Seamless stainless top frame • LP conversion kit included



48" PROFESSIONAL GAS RANGETOP
WITH 6 BURNERS AND GRIDDLE (NATURAL GAS)

MODEL	UMRP*
ZGU486NDTSS	\$5,100

SPECIFICATIONS	
Overall Dimensions (WxHxD)	47 7/8 in x 8 1/2 in x 27 1/2 in
Cutout Dimensions (WxH)	48 in x 8 in

FEATURES

The Monogram Statement Collection • Versatile gas burner configuration • 3-Piece grates with reversible wok feature • Ring-lit knobs • Solid brass blades on precision-machined knobs • Seamless stainless top frame • Stainless and aluminum-clad griddle included • Stainless steel, no-mark griddle/grill covers included • LP conversion kit included



*Dealers determine their own prices.



36" PROFESSIONAL GAS RANGETOP
WITH 4 BURNERS AND GRIDDLE (NATURAL GAS)

MODEL	UMRP*
ZGU364NDTSS	\$4,600

SPECIFICATIONS	
Overall Dimensions (WxHxD)	35 7/8 in x 8 1/2 in x 27 1/2 in
Cutout Dimensions (WxH)	36 in x 8 in

FEATURES

The Monogram Statement Collection • Versatile gas burner configuration • 3-Piece grates with reversible wok feature • Ring-lit knobs • Solid brass blades on precision-machined knobs • Seamless stainless top frame • Stainless and aluminum-clad griddle included • Stainless steel, no-mark griddle/grill covers included • LP conversion kit included





36" PROFESSIONAL GAS RANGETOP
WITH 6 BURNERS (NATURAL GAS)

MODEL	UMRP*
ZGU366NTSS	\$4,100

SPECIFICATIONS	
Overall Dimensions (WxHxD)	35 7/8 in x 8 1/2 in x 27 1/2 in
Cutout Dimensions (WxH)	36 in x 8 in

FEATURES
The Monogram Statement Collection • Versatile gas burner configuration • 3-Piece grates with reversible wok feature • Ring-lit knobs • Solid brass blades on precision-machined knobs • Seamless stainless top frame • LP conversion kit included



*Dealers determine their own prices.

48" PROFESSIONAL RANGES & RANGETOPS

DESCRIPTION	NUMBER	UMRP*
Reversible Griddle/Grill	UXPRRGG	\$282
48" Professional 30"-36" Adjustable-Height Backsplash with Shelf	UXADJB48PSS	\$801
Stainless Knob Kit	ZXPR48KKTSS	\$300
U+ Connect Module	PBX23W00YO	\$50

36" PROFESSIONAL RANGES & RANGETOPS

DESCRIPTION	NUMBER	UMRP*
Reversible Griddle/Grill	UXPRRGG	\$282
36" Professional 12" Backsplash	UX12B36PSS	\$135
36" Professional 30"-36" Adjustable-Height Backsplash with Shelf	UXADJB36PSS	\$600
Stainless Knob Kit	ZXPR36KKTSS	\$200
U+ Connect Module	PBX23W00YO	\$50

30" PROFESSIONAL RANGES

DESCRIPTION	NUMBER	UMRP*
Reversible Griddle/Grill	UXPRRGG	\$282
Stainless Knob Kit	ZXPR36KKTSS	\$200



*Dealers determine their own prices.

48"/36"/30" DUAL-FUEL PROFESSIONAL RANGES

	ZDP484NGTSS	ZDP486NDTSS	ZDP366NTSS	ZDP364NDTSS	ZDP304NTSS
COOKTOP FEATURES					
Configuration	4 Burners; grill; griddle	6 Burners; griddle	6 Burners	4 Burners; griddle	4 Burners
Control knobs	Diecast metallic (included), stainless steel with brass accents				
Bullnose and knob accent lighting	Customizable color LED	Customizable color LED	Customizable color LED	Customizable color LED	Customizable color LED
Indicator lights	Burner "On"	Burner "On"	Burner "On"	Burner "On"	Burner "On"
Cooktop burner type	1 TrueTemp™ burner (front right)	2 Sealed, dual ring	2 Sealed, dual ring	1 Sealed, dual ring	1 Sealed, dual ring
	1 Sealed dual ring				
	2 Sealed, dual-flame stacked				
Simmer burner	All burners - adjustable	All burners - adjustable	All burners - adjustable	All burners - adjustable	All burners - adjustable
Electronic ignition system w/auto reignition	•	•	•	•	•
Cooktop surface	Porcelain-enamel	Porcelain-enamel	Porcelain-enamel	Porcelain-enamel	Porcelain-enamel
Continuous porcelainized cast-iron reversible (flat/wok) grates	•	•	•	•	•
Stainless steel-clad aluminum griddle	•	•	•	•	•
Adjustable ceramic IR grill	•	•	•	•	•
Removable grease trough	• (2)	•	•	•	•
OVEN FEATURES					
Control type	7" Full-color touch LCD screen	Digital LCD display	Digital LCD display	7" Full-color touch LCD screen	Digital LCD display
True European convection w/reverse air	• (Both ovens)	• (Both ovens)	•	•	•
12-Hour shut-off capability	•	•	•	•	•
Audible preheat signal	•	•	•	•	•
Auto recipe conversion	•	•	•	•	•
Automatic oven meat probe	• (Both ovens)	• (Both ovens)	•	•	•
Certified Sabbath mode	Self certified	•	•	Self certified	•
Chef Connect	•	•	•	•	•
Cook timer and kitchen timer	•	•	•	•	•
Self & steam clean modes (w/delay option)	• (Both ovens)	• (Both ovens)	•	•	•
WiFi Connect (remote control)	•	•	•	•	•
Full-extension oven racks	(3) Caterer oven/	(3) Caterer oven/	3	3	3
	(2) Everyday oven	(2) Everyday oven			
	(6) Caterer oven/	(6) Caterer oven/			
Interior oven halogen lamps	(3) Everyday Oven	(3) Everyday oven	6	7	6
Soft close oven door(s)	•	•	•	•	•
OVEN MODES					
Bake	• (Both ovens)	• (Both ovens)	•	•	•
Broil	• (Both ovens)	• (Both ovens)	•	•	•
Convection bake multi/single rack	• (Both ovens)	• (Both ovens)	•	•	•
Convection roast	• (Both ovens)	• (Both ovens)	•	•	•
No-preheat air frying	• (Both ovens)	• (Both ovens)	•	•	•
Precision Cooking	•	• (Caterer oven)	•	•	•
Proof	• (Both ovens)	• (Both ovens)	•	•	•
Scan-to-Cook	• (Both ovens)	• (Both ovens)	•	•	•
Warming	• (Both ovens)	• (Both ovens)	•	•	•
Stainless steel grill/griddle covers	2	1	1	•	•
CAPACITY					
Capacity (cu. ft.)	5.75 Caterer oven / 2.5 Everyday oven	5.75 Caterer oven / 2.5 Everyday oven	5.75	5.75	5.3
POWER / RATINGS					
Top burner BTU rating - NG	(1) 23.0, (1) 21.0, (2) 15.0	(2) 23.0, (2) 18.0, (2) 15.0	(2) 23.0, (2) 18.0, (2) 15.0	(1) 23.0, (1) 21.0, (2) 15.0	(1) 21.0, (3) 15.0
Top burner BTU rating - LP	(2) 21.0, (2) 12.0	(2) 21.0, (2) 15.0, (2) 10.0	(2) 21.0, (2) 15.0, (2) 10.0	(2) 21.0, (2) 12.0	(1) 21.0, (1) 15.0, (2) 12.0
Griddle BTU rating - NG	18.0	18.0	•	18.0	•
Griddle BTU rating - LP	16.0	16.0	•	16.0	•
Grill BTU rating - NG	14.0	•	•	•	•
Grill BTU rating - LP	14.0	•	•	•	•
Electrical requirements	240VAC; 50A	240VAC; 50A	240VAC; 30A	240VAC; 30A	240VAC; 30A
Bake/broil wattage	2700/4000W Caterer oven;	2700/4000W Caterer oven;	2700W/4000W	2700W/4000W	2700W/4000W
	1600/2750W Everyday oven	1600/2750W Everyday oven			
Convection wattage	2500W Caterer oven;	2500W Caterer oven;	2500W	2500W	2500W
Toe kick	1500W Everyday oven	1500W Everyday oven	Included	Included	Included
ACCESSORIES					
Factory-installed island backguard	•	•	•	•	•
Optional 12" backguard	•	•	UX12BS36PSS	UX12BS36PSS	•
Optional 30"-36" adjustable backguard	UXADJB48PSS	UXADJB48PSS	UXADJB36PSS	UXADJB36PSS	•
Stainless knob kit	ZXPR48KKTSS	ZXPR48KKTSS	ZXPR36KKTSS	ZXPR36KKTSS	ZXPR36KKTSS
Convection roasting rack included	•	•	•	•	•
Broiler pan and grid	• (Both ovens)	• (Both ovens)	•	•	•
Multi ring burner caps (brass)	Included	Included	Included	Included	Included
Multi ring burner caps (black)	Included	Included	Included	Included	Included
Reversible griddle/grill	UXPRRGG	UXPRRGG	UXPRRGG	UXPRRGG	UXPRRGG
High altitude kit	NG: WB28X39726;	NG: WB28X39726;	NG: WB28X39726;	NG: WB28X39726;	NG: WB28X39726;
	LP: WB28X39727	LP: WB28X39727	LP: WB28X39727	LP: WB28X39727	LP: WB28X39727
LP conversion kit	Included	Included	Included	Included	Included
CERTIFICATIONS					
Claims & certifications	California Prop 65, CSA, ADA compliant	California Prop 65, CSA, ADA compliant	California Prop 65, CSA, ADA compliant	California Prop 65, CSA, ADA compliant	California Prop 65, CSA, ADA compliant



48"/36"/30" ALL-GAS PROFESSIONAL RANGES

	ZGP486NDTSS	ZGP366NTSS	ZGP364NDTSS	ZGP304NTSS
COOKTOP FEATURES				
Configuration	6 Burners; griddle	6 Burners	4 Burners; griddle	4 Burners
Control knobs	Diecast metallic (included)	Diecast metallic (included)	Diecast metallic (included)	Diecast metallic (included)
Bullnose and knob accent lighting	stainless steel with brass accents	stainless steel with brass accents	stainless steel with brass accents	stainless steel with brass accents
Indicator lights	Customizable color LED	Customizable color LED	Customizable color LED	Customizable color LED
Cooktop burner type	Burner "On"	Burner "On"	Burner "On"	Burner "On"
	2 Sealed, dual ring	2 Sealed, dual ring	2 Sealed, dual ring	1 Sealed, dual ring
	4 Sealed, dual-flame stacked	4 Sealed, dual-flame stacked	4 Sealed, dual-flame stacked	3 Sealed, dual-flame stacked
Simmer burner	All burners - adjustable	All burners - adjustable	All burners - adjustable	All burners - adjustable
Electronic ignition system w/auto reignition	•	•	•	•
Cooktop surface	Porcelain-enamel	Porcelain-enamel	Porcelain-enamel	Porcelain-enamel
Continuous porcelainized cast-iron reversible (flat/wok) grates	•	•	•	•
Stainless steel-clad aluminum griddle	•	•	•	•
Removable grease trough for griddle	•	•	•	•
OVEN FEATURES				
Control type	Digital LCD display (both ovens)	Digital LCD display	Digital LCD display	Digital LCD display
Cooking system	Reverse air convection	Reverse air convection	Reverse air convection	Reverse air convection
12-Hour shut-off capability	•	•	•	•
Audible preheat signal	•	•	•	•
Auto recipe conversion	•	•	•	•
Probe	• (Both ovens)	•	•	•
Certified Sabbath mode	•	•	•	•
Chef Connect	•	•	•	•
Cook timer and kitchen timer	•	•	•	•
Steam clean (delay option)	•	•	•	•
WiFi Connect (remote control)	•	•	•	•
Full-extension oven racks	(2) Caterer oven/(2) Everyday oven	2	2	2
	(1) Caterer oven/(0) everyday Oven	1	1	1
Standard oven racks	(6) Caterer oven/(3) Everyday oven	6	6	6
	Soft close oven door(s)	•	•	•
OVEN MODES				
Bake	• (Both ovens)	•	•	•
Broil	• (Both ovens)	•	•	•
Convection bake multi/single rack	• (Both ovens)	•	•	•
Convection roast	• (Both ovens)	•	•	•
Precision Cooking	•	•	•	•
Scan-to-Cook	•	•	•	•
Proof mode	• (Both ovens)	•	•	•
Warming	• (Both ovens)	•	•	•
CAPACITY				
Capacity (cu. ft.)	6.2 Caterer oven/ 2.7 Everyday oven	6.2	6.2	5.7
POWER / RATINGS				
Top burner BTU rating - NG	(2) 23.0, (2) 18.0, (2) 15.0	(2) 23.0, (2) 18.0, (2) 15.0	(2) 23.0, (2) 15.0	(1) 21.0, (3) 15.0
Top burner BTU rating - LP	(2) 21.0, (2) 15.0, (2) 10.0	(2) 21.0, (2) 15.0, (2) 10.0	(2) 21.0, (2) 12.0	(1) 21.0, (1) 15.0, (2) 12.0
Griddle BTU rating - NG	18.0	•	18.0	•
Griddle BTU rating - LP	16.0	•	16.0	•
Bake/broiler BTU rating - NG	23.0 Bake/18.0 Broil;	23.0 Bake/18.0 Broil	23.0 Bake/18.0 Broil	23.0 Bake/18.0 Broil
	10.5 Bake/11.0 Broil			
Bake/broiler BTU rating - LP	21.5 Bake/18.0 Broil main oven;	21.5 Bake/18.0 Broil	21.5 Bake/18.0 Broil	21.5 Bake/18.0 Broil
	10.0 Bake/11.0 Companion oven			
Broiler wattage	1050W/650W	1050W	1050W	1050W
Electrical requirements	120VAC; 15A	120VAC; 15A	120VAC; 15A	120VAC; 15A
ACCESSORIES				
Factory-installed island backguard	•	•	•	•
Optional 12" backguard	•	UX12BS36PSS	UX12BS36PSS	•
Optional 30"-36" adjustable backguard	UXADJB48PSS	UXADJB36PSS	UXADJB36PSS	•
Stainless knob kit	ZXPR48KKTSS	ZXPR36KKTSS	ZXPR36KKTSS	ZXPR36KKTSS
Convection roasting rack included	•	•	•	•
Broiler pan and grid included	• (Both Ovens)	•	•	•
Multi ring burner caps (brass and black)	•	•	•	•
Stainless steel grill/griddle covers	•	•	•	•
Removable toe kick included	•	•	•	•
LP conversion kit included	•	•	•	•
CERTIFICATIONS				
Claims & certifications	California Prop 65, CSA, ADA compliant	California Prop 65, CSA, ADA compliant	California Prop 65, CSA, ADA compliant	California Prop 65, CSA, ADA compliant



48" PROFESSIONAL GAS RANGETOP

ZGU486NDTSS	
DESCRIPTION	6 burners and griddle
RANGE FEATURES	
Dual-flame stacked sealed burners (BTUs)	6 (18,000)
140°F simmer capability	•
Electronic ignition/auto reignition	•
Reversible wok grates	Cast-iron porcelainized
Seamless porcelain burner pans	•
Thermostatically controlled griddle (BTUs)	18,000
Adjustable-output ceramic IR grill (BTUs)	
Grill and griddle stainless steel covers	1
Control knobs (included)	Diecast metallic
GENERAL FEATURES	
Amp rating @120 VAC	40
Recommended circuit	15
Approximate shipping weight (lbs.)	227

36" PROFESSIONAL GAS RANGETOPS

	ZGU366NTSS	ZGU364NDTSS
DESCRIPTION	6 burners	4 burners and griddle
RANGE FEATURES		
Dual-flame stacked sealed burners (BTUs)	6 (18,000)	4 (18,000)
140°F simmer capability	•	•
Electronic ignition/auto reignition	•	•
Reversible wok grates	Cast iron porcelainized	Cast-iron porcelainized
Seamless porcelain burner pans	•	•
BTU thermostatically controlled griddle (BTUs)		18,000
Grill and griddle stainless steel covers		1
Control knobs (included)	Diecast metallic	Diecast metallic
GENERAL FEATURES		
Amp rating @120 VAC	0.5	4.0
Recommended circuit	15	15
Approx. shipping weight (lbs.)	163	163





MONOGRAM INDUCTION, GAS AND ELECTRIC COOKTOPS

Monogram cooktops deliver exceptional control for consistent, professional cooking results. Our electric and induction cooktops install seamlessly for a sleek and stylish appearance, while our stainless-steel gas cooktops feature smooth, finished edges and sapphire glass knobs for a contemporary, yet functional, aesthetic.

MODEL NUMBER KEY

Z	G	U	36		E	S	L	S	S
MONOGRAM PRODUCT		COOKTOP	WIDTH 36 = 36" cooktop 30 = 30" cooktop				MODEL YEAR	COLOR CODE SS = Stainless or glass	
	FUEL TYPE E = Electric G = Gas H = Induction				DISPLAY TYPE E = Electronic R = Standard	COLOR/STYLE OPTIONS B = Black S = Black glass w/stainless trim, stainless or glass			

INDUCTION COOKTOPS



ZHU36RSPSS



ZHU36RDPBB



ZHU30RSPSS



ZHU30RDPBB

GAS COOKTOPS



ZGU36ESLSS



ZGU36RSLSS



ZGU30RSLSS

ELECTRIC COOKTOPS



ZEU36RSJSS



ZEU30RSJSS



UL-listed.



Indicates ADA compliance.



36" INDUCTION COOKTOP

MODEL		UMRP*
ZHU36RSPSS		\$3,400
SPECIFICATIONS		
Overall Dimensions (WxHxD)	36 in x 4 5/8 in x 20 3/8 in	
Overall Cutout Dimensions (WxD)	33 7/8 in x 19 1/8 in	

FEATURES

Gourmet guided cooking with Hestan Cue™ smart pan included • Five induction cooking elements • Glide touch controls • 11" 3700W induction element • SyncBurners • Melt setting • Control lock capability • Custom settings • Pan presence and size sensors • White LED with patterned silver glass surface • Flush-mount capable • Precision cooking



36" INDUCTION COOKTOP

MODEL		UMRP*
ZHU36RDPBB		\$3,230
SPECIFICATIONS		
Overall Dimensions (WxHxD)	36 in x 4 5/8 in x 20 3/8 in	
Overall Cutout Dimensions (WxD)	33 7/8 in x 19 1/8 in	

FEATURES

Gourmet guided cooking with Hestan Cue™ smart pan included • Five induction cooking elements • Glide touch controls • 11" 3700W induction element • SyncBurners • Melt setting • Control lock capability • Custom settings • Pan presence and size sensors • White LED • Flush-mount capable • Precision cooking



30" INDUCTION COOKTOP

MODEL		UMRP*
ZHU30RSPSS		\$2,900
SPECIFICATIONS		
Overall Dimensions (WxHxD)	29 3/4 in x 4 5/8 in x 20 7/8 in	
Overall Cutout Dimensions (WxD)	28 1/2 in x 19 5/8 in	

FEATURES

Gourmet guided cooking with Hestan Cue™ smart pan included • Glide touch controls • Four induction cooking elements • 11" 3700W induction element • SyncBurners • Melt setting • Control lock capability • Custom settings • Pan presence and size sensors • White LED with patterned silver glass surface • Flush-mount capable • Precision cooking



30" INDUCTION COOKTOP

MODEL		UMRP*
ZHU30RDPBB		\$2,730
SPECIFICATIONS		
Overall Dimensions (WxHxD)	29 3/4 in x 4 5/8 in x 20 7/8 in	
Overall Cutout Dimensions (WxD)	28 1/2 in x 19 5/8 in	

FEATURES

Gourmet guided cooking with Hestan Cue™ smart pan included • Glide touch controls • Four induction cooking elements • 11" 3700W induction element • SyncBurners • Melt setting • Control lock capability • Custom settings • Pan presence and size sensors • White LED • Flush-mount capable • Precision cooking





36" DEEP-RECESSED GAS COOKTOP
(NATURAL GAS)

MODEL	UMRP*
ZGU36ESLSS	\$2,500

SPECIFICATIONS	
Overall Dimensions (WxHxD)	36 in x 3 1/4 in x 21 in
Overall Cutout Dimensions (WxD)	33 7/8 in x 19 1/8 in

FEATURES
Sapphire glass knobs • Electronic kitchen timer • Dual-flame stacked burners • 20,000 BTU tri-ring burner • Remote connectivity via WiFi • Heavy-duty, cast-iron griddle • LP conversion kit included



36" DEEP-RECESSED GAS COOKTOP
(NATURAL GAS)

MODEL	UMRP*
ZGU36RSLSS	\$2,200

SPECIFICATIONS	
Overall Dimensions (WxHxD)	36 in x 3 1/4 in x 21 in
Overall Cutout Dimensions (WxD)	33 7/8 in x 19 1/8 in

FEATURES
Sapphire glass knobs • Dual-flame stacked burners • 20,000 BTU tri-ring burner • Continuous grates • Electronic ignition • Heavy-duty, cast-iron griddle • LP conversion kit included



30" DEEP-RECESSED GAS COOKTOP
(NATURAL GAS)

MODEL	UMRP*
ZGU30RSLSS	\$2,100

SPECIFICATIONS	
Overall Dimensions (WxHxD)	30 in x 3 1/4 in x 21 in
Overall Cutout Dimensions (WxD)	28 1/2 in x 19 5/8 in

FEATURES
Sapphire glass knobs • Dual-flame stacked burners • 20,000 BTU tri-ring burner • Continuous grates • Electronic ignition • Heavy-duty, cast-iron griddle • LP conversion kit included





36" TOUCH CONTROL
ELECTRIC COOKTOP

MODEL	UMRP*
ZEU36RSJSS	\$2,100

SPECIFICATIONS	
Overall Dimensions (WxHxD)	36 1/8 in x 6 1/4 in x 20 7/8 in
Overall Cutout Dimensions (WxD)	33 7/8 in x 19 1/8 in

FEATURES

Glide touch controls • Five radiant cooking elements • 9"/7"/5" 3,000W Power Boil element • 8"/5" 2,200W Dual element • SyncBurners • Melt setting • Multi-element timer • Control lock capability • Custom settings • Red and white LED with patterned black glass surface • Stainless steel-clad aluminum griddle



*Dealers determine their own prices.



30" TOUCH CONTROL
ELECTRIC COOKTOP

MODEL	UMRP*
ZEU30RSJSS	\$1,900

SPECIFICATIONS	
Overall Dimensions (WxHxD)	29 7/8 in x 6 1/4 in x 21 3/8 in
Overall Cutout Dimensions (WxD)	28 1/2 in x 19 5/8 in

FEATURES

Glide touch controls • Five radiant cooking elements • 12"/9"/6" 3,600W Power Boil element • 9"/7"/5" 3,000W Power Boil element • SyncBurners • Keep Warm setting • Melt setting • Multi-element timer • Control lock capability • Custom settings • Red and white LED with patterned black glass surface • Stainless steel frame • Stainless steel-clad aluminum griddle



36" INDUCTION COOKTOPS

DESCRIPTION	NUMBER	UMRP*
Precision Cooking Probe	JXPROBE1	\$154
Flush-Mount Kit	JXFLUSH1	\$134
Griddle	JXGRIDL1	\$109

30" INDUCTION COOKTOPS

DESCRIPTION	NUMBER	UMRP*
Precision Cooking Probe	JXPROBE1	\$154
Flush-Mount Kit	JXFLUSH1	\$134
Griddle	JXGRIDL1	\$109

*Dealers determine their own prices.

INDUCTION COOKTOPS

	ZHU36RSPSS ZHU36RDPBB	ZHU30RSPSS ZHU30RDPBB
DESCRIPTION	36" induction cooktop	30" induction cooktop
PERFORMANCE		
Number of elements	5, induction	4, induction
Front right element	8" (3200W)	11" (3700W)
Front left element	7" (2500W)	7" (2500W)
Rear right element	6" (1800W)	6" (1800W)
Rear left element	7" (2500W)	7" (2500W)
Center element	11" (3700W)	
Element power generators	3	2
CONVENIENCE		
Controls	Electronic glide touch	Electronic glide touch
Pan presence sensor	•	•
Pan size sensor	•	•
SyncBurners control	•	•
Gourmet guided cooking	•	•
Control lock capability	•	•
Cooktop ON light	•	•
All-off control	•	•
Power level indicators	19 levels	19 levels
Hot-surface indicators	5, 1 per element	4, 1 per element
APPEARANCE		
Glass surface color	Patterned silver Black graphite	Patterned silver Black graphite
LED display color	White	White
Flush-mount capable	Yes, with kit	Yes, with kit
ACCESSORIES		
Hestan Cue™ smart pan	Included	Included
Flush-mount kit	JXFLUSH1	JXFLUSH1
Precision cooking probe	JXPROBE1	JXPROBE1
Griddle	JXGRIDL1	JXGRIDL1
GENERAL FEATURES		
@ 240V	11.	7.4
KW rating @ 208V	9.6	6.4
Recommended circuit breaker size (Amps)	50	40

ELECTRIC COOKTOPS

	ZEU36RSJSS	ZEU30RSJSS
DESCRIPTION	36" touch control electric cooktop	30" touch control electric cooktop
PERFORMANCE		
Number of elements	5, radiant ribbon	5, radiant ribbon
Front right element	9"/7"/5" tri-ring PowerBoil (3000W)	8"/5" dual-ring (2200W)
Front left element	7" (1500W)	7" (1500W)
Rear right element	6" (1200W)	6" (1200W)
Rear left element	7" (1500W)	7" (1500W)
Center element	12"/9"/6" tri-ring PowerBoil (3600W)	9"/7"/5" tri-ring PowerBoil (3000W)
CONVENIENCE		
Controls	Electronic glide touch	Electronic glide touch
SyncBurners control	•	•
Multi-element timer	•	•
Control lock capability	•	•
All-off control	•	•
Power level indicators	19 levels	19 levels
Hot-surface indicators	5, 1 per element	5, 1 per element
Stainless steel-clad aluminum griddle	Included	Included
APPEARANCE		
Glass surface color	Patterned black	Patterned black
LED display color	Red and white	Red and white
Stainless steel frame	Yes, full perimeter	Yes, full perimeter
GENERAL FEATURES		
@240V	10.8	9.4
KW rating @208V	8.1	7.1
Recommended circuit breaker size (Amps)	50	40
An HVI certified vent hood or downdraft of the same or greater width having 300 CFM minimum air flow is recommended.		

GAS COOKTOPS

	ZGU36ESLSS	ZGU36RSLSS	ZGU30RSLSS
DESCRIPTION	36" deep-recessed gas cooktop (natural gas)	36" deep-recessed gas cooktop (natural gas)	30" deep-recessed gas cooktop (natural gas)
Claims & certification	ADA Compliant	ADA Compliant	
FEATURES			
Cooktop burner type	5 sealed	5 sealed	5 sealed
Cooktop surface	Stainless steel	Stainless steel	Stainless steel
Ignition system	Direct electronic ignition	Direct electronic ignition	Direct electronic ignition
Automatic reignition	•	•	•
Burner—Left front	10,000 BTU dual brass center	10,000 BTU dual	10,000 BTU dual
Burner—Left rear	10,000 BTU dual brass center	10,000 BTU dual	10,000 BTU dual
Burner—Right front	12,000 BTU dual brass center	12,000 BTU dual	12,000 BTU dual
Burner—Right rear	10,000 BTU dual brass center	10,000 BTU dual	10,000 BTU dual
Burner—Center	20,000 BTU tri-ring brass cap	20,000 BTU tri-ring brass cap	20,000 BTU tri-ring brass cap
140° simmer burner	5	5	5
Configuration	5 sealed cooktop burners	5 sealed cooktop burners	5 sealed cooktop burners
Dual-flame stacked burners	5	5	5
Control location	Front center	Front center	Front center
Burner indicator light	Yes—in knob	Yes—in knob	Yes—in knob
Cooktop burner grate features	Continuous grates	Continuous grates	Continuous grates
Cooktop burner grate material	Cast-iron porcelainized	Cast-iron porcelainized	Cast-iron porcelainized
Fuel type	Natural gas (factory set)	Natural gas (factory set)	Natural gas (factory set)
Valves (degree of turn)	270	270	270
Control type	Glass touch controls		
Cooktop control features	Control lock capability Kitchen timer		
WiFi Connect	Built-in		
APPEARANCE			
Color appearance	Stainless steel	Stainless steel	Stainless steel
Control knobs	Stainless steel	Stainless steel White LED backlit	Stainless steel White LED backlit
Installation	Over single wall oven (except single-double) Over warming drawer Over Advantium® built-in 120V	Over single wall oven (except single-double) Over warming drawer Over Advantium built-in 120V	Over single wall oven (except single-double) Over warming drawer Over Advantium built-in 120V
WEIGHTS & DIMENSIONS			
Approx. ship. wt. (lbs.)	65	65 lb.	50
Cabinet width (in inches)	36	36 in.	30
Cutout dimensions			
WxD (in inches)	33 7/8 x 19 1/8	33 7/8 x 19 1/8	28 1/2 x 19 5/8
Net weight (lbs.)	59	59 lb.	44
Overall depth (in inches)	21	21 in.	21
Overall height (in inches)	3 1/4	3 1/4 in.	3 1/4
Overall width (in inches)	36	36 in.	30
POWER/RATINGS			
Volts/Hertz/Amps	120V; 60Hz; 5.0A	120V; 60Hz; 5.0A	
ACCESSORIES			
Conversion kit	Included—natural gas to LP	Included—natural gas to LP	Included—natural gas to LP
Cooktop cleaning	Included	Included	Included
Griddle	Included	Included	Included



MONOGRAM HEARTH OVENS AND WALL OVENS

Monogram electric hearth ovens are handcrafted to capture the performance of a wood-fired brick oven for perfectly prepared Neapolitan-style pizzas, soft artisanal bread or a whole roasted branzino. Monogram wall ovens are designed to meet every baking, broiling and roasting aspiration with true European direct air convection cooking and easy-to-use controls.

HEARTH OVEN MODEL NUMBER KEY

Z	E	P	3	0	S	K	S	S
MONOGRAM PRODUCT	ELECTRIC	HEARTH OVEN	CONFIGURATION		STANDARD OR FLUSH <small>S = Standard P = Flush</small>	MODEL YEAR	COLOR CODE <small>SS = Stainless</small>	

WALL OVEN MODEL NUMBER KEY

Z	T	S	9	0	D	S	S	N	S	S
MONOGRAM PRODUCT	WIDTH <small>K = 27" T = 30"</small>	PLATFORM <small>S = Single D = Double</small>	SERIES <small>90 = 90 series X1 = X1 series</small>		DOOR OPENING <small>D = Drop down F = French-door</small>	COLLECTION <small>S = Minimalist P = Statement</small>	COLOR STYLE <small>S = Stainless</small>	MODEL YEAR	COLOR CODE <small>SS = Stainless or glass</small>	


HEARTH OVENS



ZEP30FRSS

WALL OVENS

ZTDX1FPSNSS	ZTDX1DPSNSS	ZTDX1DSSNSS	ZTD90DPSNSS	ZTD90DSSNSS	ZKD90DPSNSS	ZKD90DSSNSS
ZTSX1FPSNSS	ZTSX1DPSNSS	ZTSX1DSSNSS	ZTS90DPSNSS	ZTS90DSSNSS	ZKS90DPSNSS	ZKS90DSSNSS

 Indicates CSA certification for Canada and the U.S.

 Indicates ADA compliance.



30" HEARTH OVEN

MODEL	UMRP*
ZEP30FRSS	\$12,000

SPECIFICATIONS	
Overall Dimensions (WxHxD)	29 3/4 in x 23 9/16 in x 24 1/2 in
Overall Cutout Dimensions (WxHxD)	29 15/16 in x 23 11/16 in x 24 15/16 in

FEATURES

Handcrafted luxury • Brick oven performance • Electric heating zones • Capacitive touch LCD controls • Built-in installation • Integrated oven ventilation system • WiFi Connect

ADA COMPLIANT

SEI

*Dealers determine their own prices.



30" STATEMENT FRENCH-DOOR ELECTRIC CONVECTION DOUBLE WALL OVEN

MODEL	UMRP*
ZTDXIFPSNSS	\$7,700

SPECIFICATIONS	
Overall Dimensions (WxHxD)	29 3/4 in x 53 3/16 in x 27 1/2 in
Overall Cutout Dimensions (WxHxD)	28 1/2 in x 49 13/16 in x 23 1/2 in

FEATURES

The Monogram Statement Collection • French-door design • LCD controls • WiFi Connect • Voice control • Precision cooking modes • Scan-to-cook • Twin convection with Direct Air • 10.0 cubic foot capacity (5.0 each oven) • Exclusive self-clean (4 full-extension, 2 regular) oven racks • Ten-pass bake element • Ten-pass broil element • Self-clean with Steam Clean option

ADA COMPLIANT

SEI

*Dealers determine their own prices.




30" STATEMENT ELECTRIC CONVECTION DOUBLE WALL OVEN

MODEL	UMRP*
ZTDX1DPSNSS	\$6,700

SPECIFICATIONS	
Overall Dimensions (WxHxD)	29 3/4 in x 51 3/16 in x 27 5/16 in
Overall Cutout Dimensions (WxHxD)	28 1/2 in x 49 3/4 in x 23 1/2 in

FEATURES

The Monogram Statement Collection • LCD controls • WiFi Connect • Steam assist cooking • Voice control • Precision cooking modes • Scan-to-cook • Twin convection with Direct Air • 10.0 cu. ft. capacity (5.0 each oven) • Exclusive self-clean (4 full-extension, 2 regular) oven racks • Ten-pass bake element • Ten-pass broil element • Self-clean with Steam Clean option



30" MINIMALIST ELECTRIC CONVECTION DOUBLE WALL OVEN

MODEL	UMRP*
ZTDX1DSSNSS	\$7,100

SPECIFICATIONS	
Overall Dimensions (WxHxD)	29 3/4 in x 51 3/16 in x 24 11/16 in
Overall Cutout Dimensions (WxHxD)	28 1/2 in x 49 3/4 in x 23 1/2 in

FEATURES

The Monogram Minimalist Collection • LCD controls • WiFi Connect • Steam assist cooking • Voice control • Precision cooking modes • Scan-to-cook • Twin convection with Direct Air • 10.0 cu. ft. capacity (5.0 each oven) • Exclusive self-clean (4 full-extension, 2 regular) oven racks • Ten-pass bake element • Ten-pass broil element • Self-clean with Steam Clean option • Push-to-open doors



30" MINIMALIST ELECTRIC CONVECTION SINGLE WALL OVEN

MODEL	UMRP*
ZTSX1DSSNSS	\$5,000

SPECIFICATIONS	
Overall Dimensions (WxHxD)	29 3/4 in x 28 11/16 in x 24 11/16 in
Overall Cutout Dimensions (WxHxD)	28 1/2 in x 27 1/4 in x 23 1/2 in

FEATURES

The Monogram Minimalist Collection • LCD controls • WiFi Connect • Steam assist cooking • Voice control • Precision cooking modes • Scan-to-cook • Twin convection with Direct Air • 5.0 cu. ft. capacity • Exclusive self-clean (2 full-extension, 1 regular) oven racks • Ten-pass bake element • Ten-pass broil element • Self-clean with Steam Clean option • Push-to-open door





30" STATEMENT ELECTRIC CONVECTION
DOUBLE WALL OVEN

MODEL	UMRP*
ZTD90DPSNSS	\$4,900

SPECIFICATIONS	
Overall Dimensions (WxHxD))	29 3/4 in x 51 3/16 in x 27 5/16 in
Overall Cutout Dimensions (WxHxD))	28 1/2 in x 49 3/4 in x 23 1/2 in

FEATURES

The Monogram Statement Collection • LCD controls • WiFi Connect • Precision cooking modes • Scan-to-cook • True European convection with Direct Air • 10.0 cubic foot capacity (5.0 each oven) • Exclusive self-clean (2 full-extension, 4 regular) oven racks • Ten-pass bake element • Ten-pass broil element • Self-clean with Steam Clean option



30" STATEMENT ELECTRIC CONVECTION
SINGLE WALL OVEN

MODEL	UMRP*
ZTS90DPSNSS	\$3,600

SPECIFICATIONS	
Overall Dimensions (WxHxD)	29 3/4 in x 28 11/16 in x 27 5/16 in
Overall Cutout Dimensions (WxHxD)	28 1/2 in x 27 1/4 in x 23 1/2 in

FEATURES

The Monogram Statement Collection • LCD controls • WiFi Connect • Precision cooking modes • Scan-to-cook • True European convection with Direct Air • 5.0 cubic foot capacity • Exclusive self-clean (1 full-extension, 2 regular) oven racks • Ten-pass bake element • Ten-pass broil element • Self-clean with Steam Clean option



*Dealers determine their own prices.



30" MINIMALIST ELECTRIC CONVECTION
DOUBLE WALL OVEN

MODEL	UMRP*
ZTD90DSSNSS	\$5,100

SPECIFICATIONS	
Overall Dimensions (WxHxD))	29 3/4 in x 51 3/16 in x 26 13/16 in
Overall Cutout Dimensions (WxHxD))	28 1/2 in x 49 3/4 in x 23 1/2 in

FEATURES

The Monogram Minimalist Collection • LCD controls • WiFi Connect • Precision cooking modes • Scan-to-cook • True European convection with Direct Air • 10.0 cubic foot capacity (5.0 each oven) • Exclusive self-clean (2 full-extension, 4 regular) oven racks • Ten-pass bake element • Ten-pass broil element • Self-clean with Steam Clean option



30" MINIMALIST ELECTRIC CONVECTION
SINGLE WALL OVEN

MODEL	UMRP*
ZTS90DSSNSS	\$3,600

SPECIFICATIONS	
Overall Dimensions (WxHxD)	29 3/4 in x 28 11/16 in x 26 13/16 in
Overall Cutout Dimensions (WxHxD)	28 1/2 in x 27 1/4 in x 23 1/2 in

FEATURES

The Monogram Minimalist Collection • LCD controls • WiFi Connect • Precision cooking modes • Scan-to-cook • True European convection with Direct Air • 5.0 cubic foot capacity • Exclusive self-clean (1 full-extension, 2 regular) oven racks • Ten-pass bake element • Ten-pass broil element • Self-clean with Steam Clean option



*Dealers determine their own prices.



27" STATEMENT ELECTRIC CONVECTION
DOUBLE WALL OVEN

MODEL	UMRP*
ZKD90DPSNSS	\$4,700

SPECIFICATIONS	
Overall Dimensions (WxHxD)	26 3/4 in x 51 1/8 in x 26 5/8 in
Overall Cutout Dimensions (WxHxD)	25 1/4 in x 49 11/16 in x 23 1/2 in

FEATURES

The Monogram Statement Collection • LCD controls • WiFi Connect • Scan-to-cook • True European convection • 8.6 cubic foot capacity (4.3 each oven) • Exclusive self-clean (1 full-extension, 5 regular) oven racks • Ten-pass bake element • Eight-pass broil element • Self-clean with Steam Clean option



27" STATEMENT ELECTRIC CONVECTION
SINGLE WALL OVEN

MODEL	UMRP*
ZKS90DPSNSS	\$3,400

SPECIFICATIONS	
Overall Dimensions (WxHxD)	26 3/4 in x 28 13/16 in x 27 5/16 in
Overall Cutout Dimensions (WxHxD)	28 1/2 in x 27 5/8 in x 23 1/2 in

FEATURES

The Monogram Statement Collection • LCD controls • WiFi Connect • Scan-to-cook • True European convection • 4.3 cubic foot capacity • Exclusive self-clean (1 full-extension, 2 regular) oven racks • Ten-pass bake element • Eight-pass broil element • Self-clean with Steam Clean option



*Dealers determine their own prices.



27" MINIMALIST ELECTRIC CONVECTION
DOUBLE WALL OVEN

MODEL	UMRP*
ZKD90DSSNSS	\$4,900

SPECIFICATIONS	
Overall Dimensions (WxHxD)	26 3/4 in x 51 1/8 in x 26 13/16 in
Overall Cutout Dimensions (WxHxD)	28 1/2 in x 49 11/16 in x 23 1/2 in

FEATURES

The Monogram Minimalist Collection • LCD controls • WiFi Connect • Scan-to-cook • True European convection • 8.6 cubic foot capacity (4.3 each oven) • Exclusive self-clean (1 full-extension, 5 regular) oven racks • Ten-pass bake element • Eight-pass broil element • Self-clean with Steam Clean option



27" MINIMALIST ELECTRIC CONVECTION
SINGLE WALL OVEN

MODEL	UMRP*
ZKS90DSSNSS	\$3,600

SPECIFICATIONS	
Overall Dimensions (WxHxD)	26 3/4 in x 28 13/16 in x 26 13/16 in
Overall Cutout Dimensions (WxHxD)	28 1/2 in x 27 5/8 in x 23 1/2 in

FEATURES

The Monogram Minimalist Collection • LCD controls • WiFi Connect • Scan-to-cook • True European convection • 4.3 cubic foot capacity • Exclusive self-clean (1 full-extension, 2 regular) oven racks • Ten-pass bake element • Eight-pass broil element • Self-clean with Steam Clean option



WALL OVENS

DESCRIPTION	NUMBER	UMRP*
27" Double Flush Vent Trim	ZX27VT2	\$175
30" Double Flush Vent Trim**	ZX30VT2	\$150
27" Single Flush Vent Trim	ZX27VT1	\$150
30" Single Flush Vent Trim**	ZX30VT1	\$150

ADVANTIUM OVENS

DESCRIPTION	NUMBER	UMRP*
30" Storage Drawer	UXB903SNSS	\$449

STEAM OVENS

DESCRIPTION	NUMBER	UMRP*
Monogram Steam Oven Trim Kit	ZXSTEAM1	\$400

HEARTH OVENS

ZEP30FRSS	
DESCRIPTION	30" hearth oven
CAPACITY	
Total (cu. ft.)	1.45
FEATURES	
Configuration	Single oven
Control type	Capacitive touch LCD
Oven features	
Temperature control (170°F - 800°F)	•
Preloaded pizza styles with recipes	•
Oven control features	
Proof Mode	•
Over-the-air updates	•
Pizza timer	•
iOS mobile app	•
WiFi Connect	Built-in
Cooking technology	Multiple
APPEARANCE	
Color appearance	Stainless steel
Design style	Statement Collection
Oven door features	Open window
Installation	Standard
WEIGHTS & DIMENSIONS	
Approximate shipping weight (lbs.)	275
Net weight (lbs.)	155
Overall height (in.)	23 9/16
Overall width (in.)	29 3/4
Overall depth (in.)	24 1/2
Cabinet width (in inches)	30
POWER/RATINGS	
Amp Rating at 208V	50
Amp Rating at 240V	50
KW Rating at 208V	10.4
KW Rating at 240V	12.0
ACCESSORIES	
Pizza turning peel	•
Wooden pizza peel	•
CLAIMS & CERTIFICATIONS	
MADE IN AMERICA: 70 to 90% U.S. Content	•

27" ELECTRONIC CONVECTION WALL OVENS

	ZKS90DPSNSS ZKS90DSSNSS	ZKD90DPSNSS ZKD90DSSNSS
DESCRIPTION	27" single oven	27" double oven
PERFORMANCE		
Self-cleaning oven(s)	•	•
Oven capacity	4.3 cu. ft.	4.3 cu. ft. (each oven)
True European Convection	•	•
True hidden bake element(s)	•	•
Multi-single-rack convection bake	•	•
Closed-door broiling	•	•
Convection element; bake element	•	•
Variable broil; broil element	8-pass	8-pass
CONVENIENCE		
Self-clean porcelain-coated oven racks	3, 1 full-extension	3, 1 full-extension (each oven)
Standard halogen lighting	3 positions	3 positions
WiFi Connect	•	•
Audible preheat signal	•	•
Proof/warm mode*	•	
Certified Sabbath mode	•	•
APPEARANCE		
Oven door(s)	Stainless steel	Stainless steel
	Statement	Statement
Handle	Minimalist	Minimalist
7" LCD	•	•
Side-by-side installation	•	
Flush appearance installation	•	•
GENERAL FEATURES		
Rack positions	6	6 (each oven)
Interior dimensions (WxHxD in inches)	upper lower	21 1/2 x 17 1/4 x 20 21 1/2 x 17 1/4 x 20
Convection element	2400W	2400W
Broiler element	4300W; Dual element	4300W; Dual element
Bake element	2850W	2850W
	@240 VAC	3.60 7.20
KW rating	@208 VAC	2.70 5.40
	@240 VAC	20 30
Amps rating	@208 VAC	20 30

*See local codes for circuit requirements.

30" CONVECTION WALL OVENS

	ZTSXIFPSNSS	ZTS90DPSNSS ZTS90DSSNSS	ZTD90DPSNSS ZTD90DSSNSS	ZTDXIFPSNSS	ZTSXIDPSNSS ZTSXIDSSNSS	ZTDXIDPSNSS ZTDXIDSSNSS
DESCRIPTION	30" French-door single oven	30" single oven	30" double oven	30" French-door double oven	30" single oven	30" double oven
PERFORMANCE						
Self-cleaning oven(s)	•	•	•	•	•	•
Oven capacity	5.0 cu. ft.	5.0 cu. ft.	5.0 cu. ft. (each oven)	5.0 cu. ft. (each oven)	5.0 cu. ft.	5.0 cu. ft. (each oven)
Twin Convection with Direct Air	•			•		
True European Convection with Direct Air	•	•	•	•	•	•
True hidden bake element(s)	•	•	•	•	•	•
Ten-pass dual broil/bake element	•	•	•	•		
Multi-single-rack convection bake	•	•	•	•	•	•
Convection roast/broil	•	•	•	•		
Standard/dual zone broil	Hi/Lo	Hi/Lo	Hi/Lo	Hi/Lo		
Thermal Bake/broil	•	•	•	•		
208/240V performance compensation	•	•	•	•		
Broil pan and grid	•	•	•	•		
Closed-door broiling					•	•
Convection element; bake element					•	•
Variable broil; broil element					10-pass	10-pass
CONVENIENCE						
Full-extension self-clean porcelain oven racks	3, 2 full-extension	3, 2 full-extension	3, 2 full-extension	3, 2 full-extension	3, 1 full-extension	3, 1 full-extension (each oven)
Theatre-style LED oven lighting	2 LED light columns	2 LED light columns	4 LED light columns	4 LED light columns	3 positions	3 positions
WiFi Connect	•	•	•	•	•	•
Notification lighting/audible preheat signal		•	•		•	•
Proof/warm mode	•	•	•	•	•	•
Certified Sabbath mode	•	•	•	•	•	•
APPEARANCE						
Oven door(s)	French-door design	All-glass interior door	All-glass interior door (each oven)	French-door (upper) All-glass (lower)	Stainless steel	Stainless steel
Handle	Statement	Statement Minimalist	Statement Minimalist	Statement	Statement Minimalist	Statement Minimalist
Control knobs	LED backlit electronic control knobs	LED backlit electronic control knobs	LED backlit electronic control knobs	LED backlit electronic control knobs		
7" LCD					•	•
Under-cooktop and undercounter installation		•			•	
Side-by-side installation	•	•	•		•	
Flush appearance installation		•	•		•	•
GENERAL FEATURES						
Rack positions	6 ladder-rack positions	6 ladder-rack positions	6 ladder-rack positions (each oven)	6 ladder-rack positions (each oven)	6	6 (each oven)
Interior dimens. (WxHxD in inches)	upper 25 x 17 3/8 x 20 1/4 lower	25 x 17 3/8 x 20 1/4	25 x 17 3/8 x 20 1/4	25 x 17 3/8 x 20 1/4	25 x 17 3/8 x 20 1/4	25 x 17 3/8 x 20 1/4
Convection element	2400W	2400W	2400W	2400W	2400W	2400W
	4300W;	4300W;	4300W;	4300W;	4300W;	4300W;
Broiler element	Dual element	Dual element	Dual element	Dual element	Dual element	Dual element
Bake element	2850W	2850W	2850W	2850W	2850W	2850W
KW rating	@240VAC 4.5	4.5	9.0	9.0	4.5	9.0
	@208VAC 3.4	3.4	6.8	6.8	3.4	6.8
Amps rating	@240VAC 20	20	40	40	20	40
	@208VAC 20	20	40	40	20	40

*See local codes for circuit requirements.





MONOGRAM STEAM OVENS AND ADVANTIUM® OVENS

Monogram steam ovens use an advanced feature that provides continuous steam throughout the cooking process, helping foods better retain their flavor, color and nutritional value. Monogram Advantium ovens cook food up to four times faster than a conventional oven and can be used as a convection oven, toaster oven, warming/proofing oven, precision-cook oven and a microwave.

STEAM OVEN MODEL NUMBER KEY

Z	M	B	9	0	3	2	S	N	S	S
MONOGRAM PRODUCT	COOKING TECHNOLOGY M = Steam	PLATFORM B = Built-in	SERIES 90 = 9000 series	WIDTH 3 = 30"	COLLECTION 1 = Minimalist 2 = Statement	MODEL YEAR	COLOR CODE SS = Stainless or glass	COLOR STYLE S = Stainless		

ADVANTIUM MODEL NUMBER KEY

Z	S	B	9	1	2	1	N	S	S
MONOGRAM PRODUCT	COOKING TECHNOLOGY S = Speedcook	PLATFORM B = Built-in A = Above the cooktop	SERIES 90 = 9000 series	POWER 1 = 120V 2 = 240V	WIDTH 2 = 27" 3 = 30"	COLLECTION 1 = Minimalist 2 = Statement	MODEL YEAR	COLOR CODE SS = Stainless or glass	

STEAM OVENS



ZMB9032SNSS



ZMB9031SNSS

ADVANTIUM OVENS



ZSB9232NSS



ZSB9231NSS



ZSB9132NSS



ZSB9131NSS



ZSB9121NSS



ZSA1202PSS



Indicates CSA certification for Canada and the U.S.



Indicates ADA compliance.



Coming Q1 2022

30" STATEMENT STEAM OVEN

MODEL	UMRP*
ZMB9032SNSS	\$3,600

SPECIFICATIONS	
Overall Dimensions (WxHxD)	29 3/4 in x 18 5/8 in x 22 7/8 in
Overall Cutout Dimensions (WxHxD)	25 1/4 in x 17 1/2 in x 23 1/2 in

FEATURES

The Monogram Statement Collection • Steam cooking • Convection cooking • Preprogrammed recipes • Innovative recirculating water system • 6-piece stainless steel pan set

ADA COMPLIANT

SP

*Dealers determine their own prices.



30" STATEMENT BUILT-IN OVEN WITH ADVANTIUM SPEEDCOOK TECHNOLOGY - 240V

MODEL	UMRP*
ZSB9232NSS	\$3,800

SPECIFICATIONS	
Overall Dimensions (WxHxD)	29 3/4 in x 20 1/4 in x 23 in
Overall Cutout Dimensions (WxHxD)	25 1/4 in x 17 1/2 in x 21 1/2 in

FEATURES

The Monogram Statement Collection • Powerful performance • Speedcook technology • Sophisticated styling • Spacious interior • Preprogrammed recipes • Installation flexibility • LCD controls

ADA COMPLIANT

SP

30" MINIMALIST BUILT-IN OVEN WITH ADVANTIUM SPEEDCOOK TECHNOLOGY - 240V

MODEL	UMRP*
ZSB9231NSS	\$4,000

SPECIFICATIONS	
Overall Dimensions (WxHxD)	29 3/4 in x 20 1/4 in x 23 in
Overall Cutout Dimensions (WxHxD)	25 1/4 in x 17 1/2 in x 21 1/2 in

FEATURES

The Monogram Minimalist Collection • Powerful performance • Speedcook technology • Sophisticated styling • Spacious interior • Preprogrammed recipes • Installation flexibility • LCD controls

ADA COMPLIANT

SP



30" STATEMENT BUILT-IN OVEN WITH ADVANTIUM SPEEDCOOK TECHNOLOGY - 120V

MODEL	UMRP*
ZSB9132NSS	\$3,300

SPECIFICATIONS	
Overall Dimensions (WxHxD)	29 3/4 in x 20 1/4 in x 23 in
Overall Cutout Dimensions (WxHxD)	25 1/4 in x 17 1/2 in x 21 1/2 in

FEATURES

The Monogram Statement Collection • Powerful performance • Speedcook technology • Sophisticated styling • Spacious interior • Preprogrammed recipes • Installation flexibility • LCD controls



30" MINIMALIST BUILT-IN OVEN WITH ADVANTIUM SPEEDCOOK TECHNOLOGY - 120V

MODEL	UMRP*
ZSB9131NSS	\$3,500

SPECIFICATIONS	
Overall Dimensions (WxHxD)	29 3/4 in x 20 1/4 in x 23 in
Overall Cutout Dimensions (WxHxD)	25 1/4 in x 17 1/2 in x 21 1/2 in

FEATURES

The Monogram Minimalist Collection • Powerful performance • Speedcook technology • Sophisticated styling • Spacious interior • Preprogrammed recipes • Installation flexibility • LCD controls



27" MINIMALIST BUILT-IN OVEN WITH ADVANTIUM SPEEDCOOK TECHNOLOGY - 120V

MODEL	UMRP*
ZSB9121NSS	\$3,500

SPECIFICATIONS	
Overall Dimensions (WxHxD)	26 3/4 in x 20 1/4 in x 23 in
Overall Cutout Dimensions (WxHxD)	25 1/4 in x 17 1/2 in x 21 1/2 in

FEATURES

The Monogram Minimalist Collection • Powerful performance • Speedcook technology • Spacious interior • Preprogrammed recipes • Installation flexibility • LCD controls



*Dealers determine their own prices.



ADVANTIUM 120V ABOVE-THE-COOKTOP SPEEDCOOKING OVEN

MODEL	UMRP*
ZSA1202PSS	\$1,900

SPECIFICATIONS	
Overall Dimensions (WxHxD)	30 in x 16 in x 16 in
Overall Cutout Dimensions (WxHxD)	30 in x 16 1/4 in x 12 - 13 in

FEATURES

Speedcook technology • Four powerful ovens in one • Easy-to-use-controls • Spacious interior • Four-speed, 300-CFM venting system • Convenient task lighting • Statement handle



30" STEAM OVENS

ZMB9032SNSS ZMB9031SNSS		
DESCRIPTION	30" steam oven	
FEATURES		
Steam Clean	•	
Oven capacity	13 cu. ft.	
True European Convection	•	
Steam Cook	•	
Closed-door broiling	•	
Convection element, bake element	•	
Broil element	•	
CONVENIENCE		
Oven racks	3	
Light on/off	•	
175+ preprogrammed recipes	•	
Proof/warm mode	•	
6-piece pan set	Included	
APPEARANCE		
Oven door(s)	Stainless steel	
	Statement	
Handle	Minimalist	
Touch controls	•	
Under-cooktop and undercounter installation	•	
Side-by-side installation	•	
Flush appearance installation	•	
GENERAL FEATURES		
Interior dimensions (WxHxD in inches)	16 x 8 x 13	
	@240 VAC	4.5
KW rating	@208 VAC	
	@240 VAC	20
Amp rating	@208 VAC	20

*See local codes for circuit requirements.

ADVANTIUM® 120V
ABOVE-THE-COOKTOP OVEN

ZSA1202PSS		
DESCRIPTION	Above-the-cooktop oven	
PERFORMANCE		
Four-speed, 300 CFM venting system	•	
Halogen power	500 watts	
Microwave power	900 watts	
Convection power	1550 watts	
	Upper 700 watts	
	Lower 375 watts	
OVEN CONTROLS		
Speedcook mode	Average 2x faster	
	up to 4x faster	
Convection mode	•	
Warm/proof mode	•	
Preprogrammed menu items	More than 175	
Help mode/demo mode	•	
Interior oven light	•	
Beeper sound level control	•	
Control lock-out	•	
MICROWAVE OVEN		
Sensor	•	
Defrost—auto/time	•	
GENERAL FEATURES		
13.6" turntable	•	
Metal flat tray	1	
Microwave tray	•	
Second-tier baking rack	•	
APPEARANCE		
Style	Statement	
Color appearance	Stainless steel	
Stainless steel interior	•	
GENERAL FEATURES		
Approximate shipping weight (lbs.)	94	
Interior oven dimensions (WxHxD in inches)	21 1/2 x 9 3/8 x 14 1/4	
Exterior oven dimensions (WxHxD in inches) (excluding handle)	29 15/16 x 16 7/16 x 15 3/8	
Amp rating	@208 VAC	15



ADVANTIUM® 120V OVENS

	ZSB9131NSS ZSB9132NSS	ZSB9121NSS
DESCRIPTION	30" built-in oven	27" built-in oven
PERFORMANCE		
Oven capacity (cu. ft.)	1.6	1.6
Halogen power	500 watts	500 watts
Microwave power	950 watts	950 watts
Convection power	1500 watts	1500 watts
	Upper 700 watts	Upper 700 watts
	Lower 375 watts	Lower 375 watts
Bake element		
OVEN CONTROLS		
Speedcook mode	Up to 4 times faster*	Up to 4 times faster*
Electronic scrolling display	2-line	2-line
Over 175 preprogrammed items	•	•
Help mode	•	•
Demo mode	•	•
Interior oven light	•	•
Beeper sound level control	•	•
Control lock-out	•	•
MICROWAVE OVEN		
Sensor	•	•
Defrost—auto/time	•	•
ACCESSORIES		
Grilling tray	16" round	16" round
Microwave tray	16" glass	16" glass
Aluminum broiling tray	•	•
Second-tier baking rack	•	•
APPEARANCE		
Style	Minimalist	Minimalist
Color appearance	Stainless steel	Stainless steel
Stainless steel interior	•	•
GENERAL FEATURES		
Undercounter installation	•	
Optional storage drawer accessory	UXB903SNSS	
Interior dimensions (WxHxD in inches)	20 1/16 x 8 1/2 x 17	20 1/2 x 8 1/2 x 17
KW rating	@120 VAC	1.8
		1.8 Max.
Amps rating	@120 VAC	13.75
Recommended circuit**	@120 VAC	15 amps

*Cooks up to four times faster than a conventional oven, with no preheating.

**See local codes for circuit requirements.

NOT APPROVED FOR UNDERCOUNTER INSTALLATION.

ADVANTIUM 240V OVENS

ZSB9231NSS	
ZSB9232NSS	
DESCRIPTION	
	Built-in oven
PERFORMANCE	
Oven capacity (cu. ft.)	1.6
Halogen power	2400 watts
Microwave power	950 watts
Convection power	1500 watts
Lower element	500 watts
OVEN CONTROLS	
Speedcook mode	Up to 8 times faster*
Convection mode	•
Warm/proofing mode	•
Electronic scrolling display	•
Over 175 preprogrammed menu items	•
Interior oven light	•
Beeper sound level control	•
Control lock-out	•
Glass touch controls	•
MICROWAVE OVEN	
Microwave mode	•
Microwave trays (2)	•
Sensor	•
Defrost—auto/time	•
COOKWARE INCLUDED	
Grilling tray	16" porcelain enamel
Baking trays (2)	16" porcelain enamel
Microwave tray	16" clear glass
Convection baking rack	•
APPEARANCE	
	Minimalist
Style	Statement
Color appearance	Stainless steel
Stainless steel interior	•
GENERAL FEATURES	
Overall oven Interior dimensions (WxHxD in inches)	20 1/16 x 8 1/2 x 17
Optional storage drawer accessory	UXB903SNSS
	@240 VAC 4.72
KW Rating	@208 VAC 6.3
	@240 VAC 22.7
Amps Rating	@208 VAC 26.3
	@240 VAC 30 amps
Recommended Circuit**	@208 VAC 30 amps

*Cooks up to eight times faster than a conventional oven, with no preheating.

**See local codes for circuit requirements.

NOT APPROVED FOR UNDERCOUNTER INSTALLATION.



MONOGRAM MICROWAVE OVENS,
WARMING DRAWERS & STORAGE DRAWERS

Every Monogram cooking product is outfitted with premium features the experts use. From microwave ovens that circulate heat for perfectly uniform results to warming drawers that precisely hold freshly made foods from 80° to 210° and storage drawers that maximize space and simplify meal preparation, these Monogram appliances are stunning additions to even the most stylish kitchens.

MICROWAVE OVEN MODEL NUMBER KEY

Z	W	L	1	1	2	6	S	J	S	S
MONOGRAM PRODUCT	MICROWAVE OVEN		FEATURE PACKAGE OR WIDTH				COLOR STYLE	MODEL YEAR	COLOR CODE	
	EM = Mounts under cabinet WL = Drawer ES = Countertop EB = Built-in		Higher number generally denotes more features				S = Stainless		SS = Stainless	

WARMING & STORAGE DRAWER MODEL NUMBER KEY

Z	T	W	9	0	0	S	S	N	S	S
MONOGRAM PRODUCT	PLATFORM		SERIES		COLLECTION		COLOR STYLE	MODEL YEAR	COLOR CODE	
WIDTH K = 27" T = 30"	W = Warming		900 = 900 series		S = Minimalist P = Statement		S = Stainless		SS = Stainless	

MICROWAVE OVENS & DRAWERS



ZEB1227SLSS



ZEM1155JSS



ZES1227SLSS



ZWL1126SRSS



ZTW900PSNSS




ZTW900SSNSS



ZKW700PSNSS



ZKW700SSNSS



ZX5900PSNSS



ZX5900SSNSS



UL-listed.



Indicates CSA certification
for Canada and the U.S.



Indicates ADA compliance.



MONOGRAM MICROWAVE OVENS,
WARMING DRAWERS & STORAGE DRAWERS



2.2 CU. FT. BUILT-IN MICROWAVE OVEN

MODEL	UMRP*
ZEB1227SLSS	\$750

SPECIFICATIONS	
Overall Dimensions (WxHxD)	24 1/8 in x 14 in x 19 3/4 in
Overall Cutout Dimensions (WxHxD)	25 1/2 in x 16 3/4 in x 19 1/2 or 22 in

FEATURES
Built-in trim kit • Glass touch controls • 2.2 cu. ft. capacity • Sensor cooking controls • Steam cooking controls • Extra-large 16.5" turntable • Instant On controls • Weight and Time Defrost • "Add 30 seconds" button • Control lockout
<div>ADA COMPLIANT</div> <div>SP</div> <div>UL</div>

1.1 CU. FT. COUNTERTOP MICROWAVE OVEN

MODEL	UMRP*
ZEM115SJSS	\$700

SPECIFICATIONS	
Overall Dimensions (WxHxD)	24 in x 12 1/8 in x 12 7/8 in
Overall Cutout Dimensions (WxH)	27" Trim Kit: 26 7/8 in x 16 1/2 in 30" Trim Kit: 29 7/8 in x 16 1/2 in Cutout: 24 7/8 +/- 1/16 in x 15 +/- 1/16 in

FEATURES
1.1 cu. ft. capacity • 800 Watts (IEC-705 test procedure) • Sensor cooking controls • Built-in capable microwave • Optional hanging kit • Weight and Time Defrost • Turntable On/Off • Control lockout
<div>ADA COMPLIANT</div> <div>SP</div> <div>UL</div>

MONOGRAM MICROWAVE OVENS,
WARMING DRAWERS & STORAGE DRAWERS



2.2 CU. FT. COUNTERTOP MICROWAVE OVEN

MODEL	UMRP*
ZES1227SLSS	\$700

SPECIFICATIONS	
Overall Dimensions (WxHxD)	24 1/8 in x 14 in x 19 3/4 in
FEATURES	
Glass touch controls • 2.2 cu. ft. capacity with 1100 watts of power • Sensor cooking controls • Steam cooking controls • Extra-large 16.5" turntable • Instant On controls • Weight and Time Defrost • "Add 30 seconds" button • Control lockout	
<div>ADA COMPLIANT</div> <div>SP</div> <div>UL</div>	

1.2 CU. FT. DRAWER MICROWAVE

MODEL	UMRP*
ZWL1126SRSS	\$1,800

SPECIFICATIONS	
Overall Dimensions (WxHxD)	23 7/8 in x 15 15/16 in x 23 1/8 in
Overall Cutout Dimensions (WxHxD)	22 1/8 in x 14 13/16 in x 23 1/2 in
FEATURES	
Sophisticated styling • 1.2 cu. ft. capacity • Flush installation capability • Electronic touch control with white LED display • 10 cooking modes • 900 watts • Sensor cooking • Quickstart option • Control lock feature • Installation flexibility • Easy access options	
<div>ADA COMPLIANT</div> <div>SP</div> <div>UL</div>	

MONOGRAM MICROWAVE OVENS,
WARMING DRAWERS & STORAGE DRAWERS



30" STATEMENT WARMING DRAWER

MODEL	UMRP*
ZTW900PSNSS	\$1,800

SPECIFICATIONS	
Overall Dimensions (WxHxD)	30 in x 10 1/2 in x 23 3/4 in
Overall Cutout Dimensions (WxHxD)	28 1/2 in x 9 1/4 in x 23 1/2 in

FEATURES
1.6 cu. ft. capacity • "On" indicator light • Infinite setting temperature control • 80 Degrees to 210 Degrees • Variable humidity control • Crisp to moist • Removable half rack • Stainless steel drawer front with statement handle • Accepts 3/4" trimless custom panel and custom handle with trim kit • Full-extension drawer on ball bearing glides • On/Off rocker switch



30" MINIMALIST WARMING DRAWER

MODEL	UMRP*
ZTW900SSNSS	\$2,000

SPECIFICATIONS	
Overall Dimensions (WxHxD)	30 in x 10 1/2 in x 23 3/4 in
Overall Cutout Dimensions (WxHxD)	28 1/2 in x 9 1/4 in x 23 1/2 in

FEATURES
1.6 cu. ft. capacity • "On" indicator light • Infinite setting temperature control • 80 Degrees to 210 Degrees • Variable humidity control • Crisp to moist • Removable half rack • Stainless steel drawer front with minimal handle • Accepts 3/4" trimless custom panel and custom handle with trim kit • Full-extension drawer on ball bearing glides • On/Off rocker switch



*Dealers determine their own prices.

MONOGRAM MICROWAVE OVENS,
WARMING DRAWERS & STORAGE DRAWERS



27" STATEMENT WARMING DRAWER

MODEL	UMRP*
ZKW700PSNSS	\$1,800

SPECIFICATIONS	
Overall Dimensions (WxHxD)	26 3/4 in x 10 1/2 in x 23 3/4 in
Overall Cutout Dimensions (WxHxD)	25 1/2 in x 9 1/4 in x 23 1/2 in

FEATURES
1.6 cu. ft. capacity • "On" indicator light • Infinite setting temperature control • 80 Degrees to 210 Degrees • Variable humidity control • Crisp to moist • Removable half rack • Stainless steel drawer front with statement handle • Accepts 3/4" trimless custom panel and custom handle with trim kit • Full-extension drawer on ball bearing glides • On/Off rocker switch



27" MINIMALIST WARMING DRAWER

MODEL	UMRP*
ZKW700SSNSS	\$2,000

SPECIFICATIONS	
Overall Dimensions (WxHxD)	26 3/4 in x 10 1/2 in x 23 3/4 in
Overall Cutout Dimensions (WxHxD)	25 1/2 in x 9 1/4 in x 23 1/2 in

FEATURES
1.6 cu. ft. capacity • "On" indicator light • Infinite setting temperature control • 80 Degrees to 210 Degrees • Variable humidity control • Crisp to moist • Removable half rack • Stainless steel drawer front with minimal handle • Full-extension drawer on ball bearing glides • On/Off rocker switch



*Dealers determine their own prices.

MONOGRAM MICROWAVE OVENS,
WARMING DRAWERS & STORAGE DRAWERS



30" STATEMENT STORAGE DRAWER

MODEL	UMRP*
ZXS900PSNSS	\$750

SPECIFICATIONS	
Overall Dimensions (WxHxD)	29 3/4 in x 6 11/16 in x 23 1/4 in
Overall Cutout Dimensions (WxHxD)	28 1/2 in x 5 7/8 in x 22 1/8 in

FEATURES
1.9 cu. ft. capacity • Frameless front



*Dealers determine their own prices.

30" MINIMALIST STORAGE DRAWER

MODEL	UMRP*
ZXS900SSNSS	\$950

SPECIFICATIONS	
Overall Dimensions (WxHxD)	29 3/4 in x 6 11/16 in x 23 1/4 in
Overall Cutout Dimensions (WxHxD)	28 1/2 in x 5 7/8 in x 22 1/8 in

FEATURES
1.9 cu. ft. capacity • Frameless front



MONOGRAM MICROWAVE OVENS,
WARMING DRAWERS & STORAGE DRAWERS

MICROWAVE OVENS

DESCRIPTION	NUMBER	UMRP*
30" Built-in Kit for Monogram ZEB1227SL	ZX2130SLSS	\$325
27" Built-in Kit for Monogram ZEB1227SL	ZX2127SLSS	\$325
30" Built-in Kit for Monogram ZEM115SJSS	JX830SFSS	\$153
27" Built-in Kit for Monogram ZEM115SJSS	JX827SFSS	\$153
Under Cabinet Hanging Kit for Monogram ZEM115SJSS	WX4-A019	\$54

WARMING DRAWERS

DESCRIPTION	NUMBER	UMRP*
30" 3/4" Custom Panel Kit	ZXW900CSNSS	\$125



*Dealers determine their own prices.

MICROWAVE OVENS

	ZEB1227SLSS	ZES1227SLSS	ZEM115SJSS
DESCRIPTION	2.2 cu. ft. built-in micro-wave oven	2.2 cu. ft. countertop microwave oven	1.1 cu. ft. countertop microwave oven
CAPACITY			
Total capacity (cubic feet)	2.2 cu. ft.	2.2 cu. ft.	1.1 cu. ft.
FEATURES			
Control type	Glass touch	Glass touch	Glass touch
Cooking technology	Microwave	Microwave	Microwave
Microwave Watts (IEC-705)	1,100 W	1,100 W	800 W
Power levels	10	10	10
USDA MyPlate menu	Grains	Grains	
	Vegetables	Vegetables	
	Popcorn	Popcorn	
	Beverage	Beverage	
	Potato		Popcorn
	Vegetable	Vegetable	Beverage
	MyPlate menu	MyPlate menu	Potato
	Reheat	Reheat	Vegetable
	Defrost: Weight/Time	Defrost: Weight/Time	Reheat
	Steam Cook	Steam Cook	Defrost: Weight/Time
Microwave Sensor Cooking Controls	Add 30 Seconds	Add 30 Seconds	Add 30 Seconds
	Timer On/Off	Timer On/Off	Timer On/Off
	Cook Time	Cook Time	Cook Time
	Help	Help	Cook Time
	Set Clock	Set Clock	Set Clock
	Power Level	Power Level	Power Level
	Start/Pause	Start/Pause	Start/Pause
	Cancel/Off	Cancel/Off	Clear/Off
	Sound	Sound	Sound
	Clock Saver	Clock Saver	Clock Saver
Control features			
Electronic digital display with clock	Yes (LED)	Yes (LED)	Yes (LED)
Instant-On controls	Yes	Yes	
Power cord length	41"	41"	57"
Sound volume control	On/Off	On/Off	On/Off
Timer (On/Off)	Yes	Yes	Yes
Turntable	Glass recessed	Glass recessed	Glass recessed
Turntable size	16.5 in	16.5 in	10.625 in
APPEARANCE			
Case color	Gray	Gray	Black
Color appearance	Stainless steel/Black	Stainless steel/Black	Stainless steel
Door color	Black	Stainless steel	Black/Stainless steel
Installation	Built-in	Countertop	Countertop
WEIGHTS & DIMENSIONS			
Approximate shipping weight (lbs.)	29	29	34
Cavity (WxHxD in inches)	17.8 x 11.2 x 19.1	17.8 x 11.2 x 19.1	17 3/8 x 9 x 12 1/4
Depth with door open 90° (in inches)	38 3/8	38 3/8	38 3/8
Net weight (lbs.)	25	25	30
Overall width (in inches)	24 1/8	24 1/8	24
Overall height (in inches)	14	14	12
Overall depth (in inches)	19 3/4	19 3/4	12 7/8
POWER / RATINGS			
Electrical input—120V Amperage	13.9	13.9	11.5
Electrical input—120V Watts	1650	1650	1300
Volts/Hertz	120V, 60Hz	120V, 60Hz	120V, 60Hz
ACCESSORIES			
	ZX2127SLSS		
Built-in kit required for ZEB1227SLSS	ZX2130SLSS		

DRAWER MICROWAVE OVEN

	ZWL1126SRSS
DESCRIPTION	24" drawer microwave
FEATURES	
Oven capacity (cu. ft.)	1.2
Power rating	900 watts
Electronic touch controls	•
Power levels	11
Sensor cooking controls	•
Custom recipe saver	•
Add 1 minute	•
Melt/soften mode	•
Control lock	•
Keep warm mode	•
Express cook	•
Kitchen timer	•
Auto defrost	•
Time defrost	•
GENERAL FEATURES	
Oven cavity (WxHxD in inches)	16 1/4 x 7 1/4 x 16 1/4
Amps rating @120 VAC	15

WARMING DRAWERS

	ZTW900PSNSS ZTW900SSNSS	ZKW700PSNSS ZKW700SSNSS
DESCRIPTION	30" warming drawer	27" warming drawer
FEATURES		
Infinite-setting temp controls	75°-230°F	75°-230°F
ON/OFF switch	•	•
Humidity control	Crisp/Moist	Crisp/Moist
On indicator light	•	•
Full-extension slides	•	•
Removable half rack	•	•
Flush install capable	•	•
Frameless drawer front	Stainless steel	Stainless steel
Hand-polished, welded drawer front	•	•
Handle	Statement Minimalist	Statement Minimalist
ACCESSORIES		
Custom wood panel kit	ZXD30B	
Professional panel kit	ZXD30P	
GENERAL FEATURES		
Interior dimensions (WxHxD in inches)	23 7/8 x 6 1/4 x 22 1/16	20 7/8 x 6 1/4 x 22 1/16
KW rating @120 V	.45	.45
Amps rating @120 V	15	15
Heating element wattage	450	450
Approximate shipping weight (lbs.)	65	59

STORAGE DRAWERS

	ZXS900PSNSS ZXS900SSNSS
DESCRIPTION	30" storage drawer
FEATURES	
Total capacity (cubic feet)	1.9 cu. ft.
Frameless drawer front	Stainless steel
Hand-polished, welded drawer front	•
Touch to open	•
Style	Statement Minimalist
GENERAL FEATURES	
Overall dimensions (WxHxD in inches)	29 3/4 x 6 11/16 x 23 1/4
Approximate shipping weight (lbs.)	60



MONOGRAM HOODS

Monogram hoods add stunning style and powerful performance to any kitchen. Our exhaust hoods and island hoods remove and filter air quickly and quietly for a fresh-smelling kitchen that's free from cooking fumes and odors. Our custom ventilation hood inserts can be paneled to blend perfectly with any kitchen design.

PROFESSIONAL VENTILATION MODEL NUMBER KEY

Z	V	4	8	T	S	F	S	S
MONOGRAM PRODUCT	VENTING SYSTEM V = Vent hood	FEATURE PACKAGE OR WIDTH 2 digits shown = Vent hood width (48", 36" or 30")		STYLE (PROFESSIONAL HOODS ONLY) H = Under cabinet I = Island R = Restaurant-style S = Straight sides T = Tapered sides	COLOR/STYLE OPTION S = Stainless		MODEL YEAR	COLOR CODE SS = Stainless

VENTILATION MODEL NUMBER KEY

Z	V	9	5	0	S	D	S	S
MONOGRAM PRODUCT	VENTING SYSTEM V = Vent hood VB = Downdraft vent system VC = Hood insert	FEATURE PACKAGE 3 or 4 digits = Higher number denotes more features		COLOR/STYLE OPTION S = Stainless	MODEL YEAR	COLOR CODE SS = Stainless		


HOODS

ZVC48DNB1	ZVC48RSS	ZVW1480SPSS	ZVW1360SPSS	ZV48SJSS	ZV36SSJSS
ZV950SDSS	ZV900SLSS	ZV750SPSS	ZV800SJSS	ZV830SMSS	ZV1050SFSS
ZV925SLSS	ZV850SPSS	ZVC48LSS	UVC9360SLSS	UVC9300SLSS	
UVD6361SPSS	UVD6361DPBB	UVD6301SPSS	UVD6301DPBB		



Indicates CSA certification for Canada and the U.S.
 Indicates ADA compliance.

MONOGRAM HOODS



48" CUSTOM BRASS HOOD

MODEL	UMRP*
ZVC48DNB1	\$8,100

SPECIFICATIONS	
Overall Dimensions (HxWxD)	28 in x 48 in x 22 in

FEATURES
Designer-inspired architecture • Handmade craftsmanship • Made-to-order brass accompaniment to our insert



48" CUSTOM STAINLESS STEEL HOOD

MODEL	UMRP*
ZVC48RSS	\$4,100

SPECIFICATIONS	
Overall Dimensions (HxWxD)	28 in x 48 in x 22 in

FEATURES
Designer-inspired architecture • Handmade craftsmanship • Made-to-order stainless steel accompaniment to our insert



*Dealers determine their own prices.

MONOGRAM HOODS



48" STAINLESS STEEL PROFESSIONAL HOOD WITH QUIETBOOST™ BLOWER

MODEL	UMRP*
ZVW1480SPSS	\$3,200

SPECIFICATIONS	
Overall Dimensions (WxHxD)	48 in x 18 in x 22 in
Overall Cutout Dimensions (WxHxD)	47 15/16 in x 18 in x 25 in

FEATURES
Stainless steel design • 1,220-CFM, 4-speed fan • LED lights • Four removable filters • Connected features • Clean filter notification • Quietboost technology • Fan timer

ACCESSORIES		
8' Ceiling Duct Cover	ZX8D14SPSS	\$500
10' Ceiling Duct Cover	ZX10D14SPSS	\$500
12' Ceiling Duct Cover	ZX14D14SPSS	\$550
Rear Venting Back Damper	UXBDA812	\$62



*Dealers determine their own prices.

36" STAINLESS STEEL PROFESSIONAL HOOD WITH QUIETBOOST™ BLOWER

MODEL	UMRP*
ZVW1360SPSS	\$2,600

SPECIFICATIONS	
Overall Dimensions (WxHxD)	36 in x 18 in x 22 in
Overall Cutout Dimensions (WxHxD)	35 15/16 in x 18 in x 25 in

FEATURES
Stainless steel design • 610-CFM, 4-speed fan • LED lights • Three removable filters • Connected features • Clean filter notification • Quietboost technology • Fan timer • Make-up air technology

ACCESSORIES		
8' Ceiling Duct Cover	ZX8D13SPSS	\$500
10' Ceiling Duct Cover	ZX10D13SPSS	\$500
12' Ceiling Duct Cover	ZX12D13SPSS	\$550
Rear Venting Back Damper	UXBDA812	\$62





48" STAINLESS STEEL
PROFESSIONAL HOOD

MODEL	UMRP*
ZV48SSJSS	\$3,600

SPECIFICATIONS	
Overall Dimensions (WxHxD)	48 in x 18 in x 25 in
Overall Cutout Dimensions (WxHxD)	47 15/16 in x 18 in x 25 in

FEATURES	
940-CFM vertical exhaust with dual blowers • 3 halogen lamps with 4 lighting levels • Infrared warming lamp(s) • Utensil racks • Removable grease trays • Dishwasher-safe removable-baffle stainless steel filters • Variable-speed fan control	

ACCESSORIES		
6" Stackable Duct	ZX48DC6J	\$500
12" Stackable Duct	ZX48DC12J	\$550



*Dealers determine their own prices.



36" STAINLESS STEEL
PROFESSIONAL HOOD

MODEL	UMRP*
ZV36SSJSS	\$2,900

SPECIFICATIONS	
Overall Dimensions (WxHxD)	36 in x 18 in x 25 in
Overall Cutout Dimensions (WxHxD)	35 15/16 in x 18 in x 25 in

FEATURES	
510-CFM vertical exhaust • 2 halogen lamps with 4 lighting levels • Infrared warming lamp(s) • Utensil racks • Removable grease trays • Dishwasher-safe removable-baffle stainless steel filters • Variable-speed fan control	

ACCESSORIES		
6" Stackable Duct	ZX36DC6J	\$500
12" Stackable Duct	ZX36DC12J	\$550



36" WALL-MOUNTED
VENT HOOD

MODEL	UMRP*
ZV950SDSS	\$2,200

SPECIFICATIONS	
Overall Dimensions (WxHxD)	35 5/8 in x 10 in x 25 in
Overall Cutout Dimensions (WxHxD)	35 5/8 in x 10 in x 25 in

FEATURES	
For 30"-36" cooktop surfaces • Electronic touch controls • 4 halogen lamps with 6 levels of intensity • 4 removable filters with filter cleaning reminder • 690-CFM vertical exhaust blower rating • Time delay shut-off • Dual blowers with 4 blower levels	

ACCESSORIES		
10' to 14' Ceiling Duct Cover	ZX14SDSS	\$399



*Dealers determine their own prices.



36" GLASS CANOPY
WALL-MOUNTED HOOD

MODEL	UMRP*
ZV900SLSS	\$2,100

SPECIFICATIONS	
Overall Dimensions (WxHxD)	35 7/8 in x 3 1/4 in x 20 7/16 in
Overall Cutout Dimensions (WxHxD)	35 7/8 in x 3 1/4 in x 20 7/16 in

FEATURES	
Sleek, understated appearance • Backlit touch controls and digital readout • Three speeds plus a 490-CFM boost • Recirculating-ready design • Halogen lighting • Removable stainless steel filter	

ACCESSORIES		
10' Ceiling Duct Cover	ZX90010	\$350





36" WALL-MOUNTED VENT HOOD

MODEL	UMRP*
ZV750SPSS	\$2,300

SPECIFICATIONS

Overall Dimensions (WxHxD)	35 3/4 in x 48 in x 21 5/8 in
Overall Cutout Dimensions (WxHxD)	35 3/4 in x 48 in x 21 5/8 in

FEATURES

Stainless steel design • 350-CFM, four-speed fan • Four halogen lights • Three removable filters • Indicator light • Timer • Recirculating kit (included)

ACCESSORIES

9' to 10' Ceiling Duct Cover	ZX7510SPSS	\$350
------------------------------	------------	-------



36" SLIDE-OUT HOOD

MODEL	UMRP*
ZV800SJSS	\$1,900

SPECIFICATIONS

Overall Dimensions (WxHxD)	35 7/8 in x 1 1/2 in x 13 11/6 in
Overall Cutout Dimensions (WxHxD)	35 7/8 in x 1 1/2 in x 13 11/16 in

FEATURES

Under-cabinet or stand-alone installation • Low-profile design, high-impact style • Four-speed, 460-CFM fan blower with boost option • Multilevel halogen lighting • Stainless steel filters • Recirculating kit included



*Dealers determine their own prices.



30" WALL-MOUNTED VENT HOOD

MODEL	UMRP*
ZV830SMSS	\$1,700

SPECIFICATIONS

Overall Dimensions (WxHxD)	29 7/8 in x 5 7/8 in x 18 7/8 in
Overall Cutout Dimensions (WxHxD)	29 7/8 in x 5 7/8 in x 18 7/8 in

FEATURES

Stainless steel design • Three speeds plus a 420-CFM boost • Perimeter filter system • Halogen lighting • Recirculating-ready design

ACCESSORIES

12' Ceiling Duct Cover	ZX83012	\$450
------------------------	---------	-------



*Dealers determine their own prices.



42" HIGH-PERFORMANCE ISLAND HOOD

MODEL	UMRP*
ZV1050SFSS	\$2,900

SPECIFICATIONS

Overall Dimensions (WxHxD)	42 in x 10 in x 31 1/2 in
Overall Cutout Dimensions (WxHxD)	42 in x 10 in x 31 1/2 in

FEATURES

Electronic touch controls • 1050-CFM vertical exhaust • Dual blowers • 4 removable filters • 4 halogen lamps with 6 levels of intensity • Brushed stainless steel utensil rod • 8"-round required duct size

ACCESSORIES

9' Ceiling Duct Cover	ZX1059SFSS	\$500
10' Ceiling Duct Cover	ZX10510SFSS	\$550



MONOGRAM HOODS



36" GLASS CANOPY ISLAND HOOD

MODEL	UMRP*
ZV925SLSS	\$2,300

SPECIFICATIONS

Overall Dimensions (WxHxD)	35 7/8 in x 3 1/4 in x 27 9/16 in
Overall Cutout Dimensions (WxHxD)	35 7/8 in x 3 1/4 in x 27 9/16 in

FEATURES

Sleek, understated appearance • Backlit touch controls and digital readout • Three speeds plus a 490-CFM boost • Recirculating-ready design • Removable stainless steel filter • Halogen lighting

ACCESSORIES

10' Ceiling Duct Cover	ZX92510	\$650
------------------------	---------	-------



*Dealers determine their own prices.



36" ISLAND VENT HOOD

MODEL	UMRP*
ZV850SPSS	\$2,500

SPECIFICATIONS

Overall Dimensions (WxHxD)	36 1/2 in x 41 1/2 in x 27 1/2 in
Overall Cutout Dimensions (WxHxD)	36 1/2 in x 41 1/2 in x 27 1/2 in

FEATURES

Stainless steel design • 350-CFM, four-speed fan • Four halogen lights • Three removable filters • Indicator light • Timer • Optional recirculating kit (included)

ACCESSORIES

10' Ceiling Duct Cover	ZX8510SPSS	\$550
------------------------	------------	-------



MONOGRAM HOODS



48" CUSTOM HOOD INSERT

MODEL	UMRP*
ZVC48LSS	\$2,000

SPECIFICATIONS

Overall Dimensions (WxHxD)	46 1/2 in x 18 in x 21 1/4 in
Overall Cutout Dimensions (WxHxD)	46 1/2 in x 18 in x 21 1/4 in (with supplied liner)
Overall Cutout Dimensions (WxD)	26 in x 13 3/16 in (without supplied liner)

FEATURES

Dual-blower ventilation with 920 CFM • Control panel with remote-mount option • Blower liner and filters included • Three halogen lights



*Dealers determine their own prices.



36" CUSTOM HOOD INSERT


MODEL		
UVC9360SLSS		\$1,600
SPECIFICATIONS		
Overall Dimensions (WxHxD)	34 3/8 in x 12 in x 19 1/4 in	
Overall Cutout Dimensions (WxHxD)	34 1/2 in x 18 in x 21 1/4 in (with supplied liner)	
Overall Cutout Dimensions (WxD)	26 in x 13 13/16 in (without supplied liner)	
FEATURES		
610-CFM blower with four-speed fan control • Triple LED dimmable lighting - bulbs included • Premium baffle stainless steel filters • WiFi powered by SmartHQ™ • Electronic backlit controls • Chef Connect • Remote control included		
ACCESSORIES		
Recirculating Kit	UXN70	\$70
Charcoal Filter	UXCF91	\$21



*Dealers determine their own prices.




UNIVERSAL 36" TELESCOPIC DOWNDRAFT SYSTEM

MODEL		
UVD6361SPSS		\$1,169
SPECIFICATIONS		
Overall Dimensions (WxHxD)	36 in x 7 in x 7 in	
Overall Cutout Dimensions (WxH)	32 1/4 in x 22 1/4 in	
FEATURES		
500-CFM exhaust fan • Adjustable fan speed • Kitchen exhaust fan filters • Aluminum mesh filters • Hidden design		
<div><div>ADA COMPLIANT</div><div></div></div>		



UNIVERSAL 30" TELESCOPIC DOWNDRAFT SYSTEM

MODEL		
UVD6361DPBB		\$969
SPECIFICATIONS		
Overall Dimensions (WxHxD)	36 in x 7 in x 7 in	
Overall Cutout Dimensions (WxH)	32 1/4 in x 22 1/4 in	
FEATURES		
500-CFM exhaust fan • Adjustable fan speed • Kitchen exhaust fan filters • Aluminum mesh filters • Hidden design		
<div><div>ADA COMPLIANT</div><div></div></div>		



MONOGRAM HOODS



UNIVERSAL 30" TELESCOPIC DOWNDRAFT SYSTEM

MODEL		
UVD6301SPSS		\$1,169

SPECIFICATIONS		
Overall Dimensions (WxHxD)	30 in x 7 in x 7 in	
Overall Cutout Dimensions (WxH)	26 1/4 in x 22 1/4 in	

FEATURES	
500-CFM exhaust fan • Adjustable fan speed • Kitchen exhaust fan filters • Aluminum mesh filters • Hidden design	



UNIVERSAL 30" TELESCOPIC DOWNDRAFT SYSTEM

MODEL		
UVD6301DPBB		\$969

SPECIFICATIONS		
Overall Dimensions (WxHxD)	30 in x 7 in x 7 in	
Overall Cutout Dimensions (WxH)	26 1/4 in x 22 1/4 in	

FEATURES	
500-CFM exhaust fan • Adjustable fan speed • Kitchen exhaust fan filters • Aluminum mesh filters • Hidden design	



MONOGRAM HOOD ACCESSORIES

DESCRIPTION	NUMBER	UMRP*
8' Ceiling Duct Cover for ZVW1480SPSS	ZX8D14SPSS	\$550
10' Ceiling Duct Cover for ZVW1480SPSS	ZX10D14SPSS	\$550
12' Ceiling Duct Cover for ZVW1480SPSS	ZX12D14SPSS	\$600
8' Ceiling Duct Cover for ZVW1360SPSS	ZX8D13SPSS	\$550
10' Ceiling Duct Cover for ZVW1360SPSS	ZX10D13SPSS	\$550
12' Ceiling Duct Cover for ZVW1360SPSS	ZX12D13SPSS	\$600
6" Duct Cover for ZV48SSJSS	ZX48DC6J	\$550
12" Duct Cover for ZV48SSJSS	ZX48DC12J	\$600
12" Duct Cover for ZV48SSJSS	ZX48DC12	\$600
6" Duct Cover for ZV36SSJSS	ZX36DC6J	\$550
12" Duct Cover for ZV36SSJSS	ZX36DC12J	\$550
10' to 14' Ceiling Duct Cover for ZV950SSDSS	ZX14SDSS	\$399
10' 5" Ceiling Duct Cover for ZV900SLSS	ZX900I0	\$400
10' Ceiling Duct Cover for ZV750SPSS	ZX7510SPSS	\$400
12' Ceiling Duct Cover for ZV830SMSS	ZX830I2	\$500
9' Ceiling Duct Cover for ZV1050SFSS	ZX1059SFSS	\$550
10' Ceiling Duct Cover for ZV1050SSFSS	ZX10510SFSS	\$600
10' Ceiling Duct Cover for ZV925SLSS	ZX925I0	\$700
10' Ceiling Duct Cover for ZV850SLSS	ZX8510SPSS	\$600
Recirculating Kit for UVC9300SLSS & UVC9360SLSS	UXN70	\$70
Charcoal Filter for UXN70	UXCF91	\$21
Back Damper** for ZV1480SPSS & ZV1360SPSS	UXBDA812	\$62
Make-Up Air Kit for 8" Duct	JXMUA8	\$250
Make-Up Air Kit for 6" Duct	JXMUA6	\$199
8" to 6" Duct Reducer	UXDT86	\$71



*Dealers determine their own prices.
**Required for rear venting.

PROFESSIONAL HOODS

	ZVW1480SPSS	ZVW1360SPSS	ZV485SJSS	ZV365SJSS
DESCRIPTION	48" hood	36" hood	48" hood	36" hood
FEATURES				
Variable-speed fan control	4-speed	4-speed	4-speed	4-speed
Internal blower rating	1220 CFM/10.5 sones	610 CFM/8.0 sones	1090 CFM/13.0 sones 1090 CFM/13.0 sones 940 CFM/ 10.5 sones	620 CFM/9.0 sones 620 CFM/9.0 sones 510 CFM/8.0 sones
Working speed	410/4.0	230/3.0	430/2.5 410/4.0	240/1.1 230/3.0
Halogen lamps	4	3	3	2
Variable light control	4-level	4-level	4-level	4-level
Infrared warming lights	2	1	2	1
Removable stainless steel filters	4	3	3	2
Grease filter trays	3	2	3	2
Stainless steel backsplash	•	•	Diecast	Diecast
Control knobs	Diecast	Diecast	•	•
Blower indicator light	•	•	•	•
Snap-in blower assembly	•	•	•	•
Stainless steel utensil rack			•	•
EXHAUST OPTIONS				
10" round exhaust duct	•	•	•	•
Exhaust damper	•	•	•	•
DUCT COVERS				
6" standard duct cover			ZX48DC6J	ZX36DC6J
12" standard duct cover			ZX48DC12J	ZX36DC12J
8" ceiling duct cover	ZX8DI4SPSS	ZX8DI3SPSS		
10" ceiling duct cover	ZX10DI4SPSS	ZX10DI3SPSS		
12" ceiling duct cover	ZX12DI4SPSS	ZX12DI3SPSS		
GENERAL FEATURES				
Amps @ 110V	12.5	6.5		
Approx. shipping weight (lbs.)	124	68	130	110

CHIMNEY WALL HOODS

	ZV950SDSS	ZV900SLSS	ZV750SPSS	ZV800SJSS	ZV830SMSS
FEATURES					
Electronic push-buttons	•	•	•	•	•
Internal blower rating	690 CFM/6.0 sones	490 CFM/8.0 sones	350 CFM/6.0 sones	460 CFM/7.0 sones	420 CFM/9.0 sones
Working speed	330/1.3	230/2.0	170/1.1	220/2.0	190/2.0
Blowers	2	1	1	1	1
Boost mode	•	•	•	•	•
CONVENIENCE					
Halogen lamps	4	2	4	2	2
Retractable glass canopy				•	
Under-cabinet installation				•	
Variable-speed fan		4-level		4	
Blower indicator setting		LED display			
Variable light control	6-level	4-level	6-level	6-level	4-level
Stainless steel removable filters		1		2	
ON indicator light		Lighted rings			Backlit buttons
Auto-ON feature		•			
Blower speeds	4		4		4
Blower ON indicator light				•	
Removable filter	3		3		•
Filter cleaning reminder	•		•		
Time delay shut-off	•		•		
Utensil racks	•		•		
Round duct	8"	8"	6"	6"	8"
Exhaust damper		•	Included	Included	Included
VENTED ACCESSORIES					
8" to 9" 5" telescopic duct cover		Included	Included		
8" to 10' duct cover	Included			Included	Included
9' to 10' duct cover accessory			ZX7510SPSS		
9" 6" to 10' 5" duct cover accessory option		ZX90010			
10' to 12' duct cover accessory					ZX83012
10' to 14' duct cover	ZX14SDSS				
Recirculating option/reversible duct cover		Included	Included	Included	Included
Charcoal filter		Included	Included	Included	Included
GENERAL FEATURES					
Amps @ 120V	4.5	4.3	2.7	3.3	4.6
Approx. shipping weight (lbs.)	110		81	100	

ISLAND VENT HOODS

	ZV1050SFSS	ZV925SLSS	ZV850SPSS
FEATURES			
Electronic touch controls	•	•	•
Internal blower rating	1040 CFM/10.0 sones	490 CFM/8.0 sones	350 CFM/6.0 sones
Working speed	450/2.5	230/2.0	170/1.1
Blowers	2	1	1
Boost mode	•	•	•
CONVENIENCE			
Halogen lamps	4	4	4
Variable light control	6-level	4-level	6-level
Variable-speed fan			
Blower indicator setting		LCD display	
Stainless steel removable filters		1	
ON indicator light		Backlit buttons	
Auto-ON feature		•	
Removable filter	4		3
Filter cleaning reminder	•		•
Utensil racks	•		•
Fan control	4-speed		4-level
Time delay shut-off	•		•
EXHAUST OPTIONS			
Round duct	8"	8"	6"
Exhaust damper	•	•	•
8' support duct cover	Supplied		
8' to 8' 7" telescopic duct cover			Included
8' to 9' telescopic duct cover		Included	
9' support duct cover	ZX1059SFSS		
9' to 10' duct cover accessory			ZX8510SPSS
9' 1" to 10' 1" duct cover accessory		ZX92510	
10' support duct cover	ZX10510SFSS		
Recirculating/reversible duct cover		Included	Included
Charcoal filter		Included	Included
GENERAL FEATURES			
Amps @ 120V	6.7	4.6	2.7
Approx. shipping weight (lbs.)			81

CUSTOM HOOD INSERTS

	ZVC48LSS	UVC9360SLSS	UVC9300SLSS
FEATURES			
Width	48"	36"	30"
Electronic push-buttons	•	•	•
Internal blower rating	1140 CFM/10.5 sones	610 / -	610 / -
Working speed	490/4.0	288/4.9	288/4.9
Blowers	2	1	1
Variable-speed fan	4-level	4-level	4-level
Halogen lamps	3	3	3
Variable light control	4-level	3-level	3-level
ON indicator light	Backlit buttons	Backlit buttons	Backlit buttons
Stainless steel removable filters	3	2	2
Stainless steel non-combustible liner	Included	Included	Included
Auto-ON feature	•	•	•
EXHAUST OPTIONS			
Round duct	8"	8"	8"
Exhaust damper	•	•	•
Snap-in blower assembly	•	•	•
GENERAL FEATURES			
Cabinet width	48"	36"	30"
Amps @ 120V	10.34	2.90	2.90
Accessories (ZVC48DNB1)	Required		

TELESCOPIC DOWNDRAFT SYSTEM

	UVD6361DPBB UVD6361SPSS	UVD6301DPBB UVD6301SPSS
DESCRIPTION	36"	30"
FEATURES		
Variable-speed control	•	•
Downdraft exhaust	370/9.0	370/9.0
Working speed	140/2.5	140/2.5
Removable grease filters	•	•
3-1/4" x 10" rect. duct	•	•
Full remote control	•	•
Indoor remote blower kit	JXRB67	JXRB67
GENERAL FEATURES		
Width (in inches)	36	30
Amps @ 120V	4.0	4.0
Approx. shipping weight (lbs.)	74	69



MONOGRAM REFRIGERATOR AND FREEZER COLUMNS

Monogram fully integrated column-design refrigerators and freezers have concealed hinges that allow for flush installation with surrounding cabinetry for a look of seamless perfection.

MODEL NUMBER KEY

Z	I	C	S	3	6	0	N	N	S	S
MONOGRAM PRODUCT	CONFIGURATION	WIDTH	INSTALLATION STYLE	MODEL YEAR	COLOR CODE					
INSTALLATION	C = Bottom-freezer refrigerator	18", 24", 30", 36", 42", or 48"	O = Built-in/flush inset		LH = Left-hand door swing					
I = Built-in	F = All-freezer unit		I/G = Fully integrated		RH = Right-hand door swing					
	K = Glass-door bottom-freezer	FINISH			II = Panel required					
	P = French-Door bottom-freezer		B = Panel-ready model			SS = Stainless case/handle				
	S = Side-by-side refrigerator	S = Stainless								
	R = All-refrigerator unit									
	S = Single									
	D = Double									

REFRIGERATOR COLUMNS



ZIR36INPRII



ZIR36INBRII



ZIR30INPNII



ZIR30INBRII



ZIR24INPNII



ZIR24INBRII

FREEZER COLUMNS



ZIF36INPRII



ZIF36INBRII



ZIF30INPNII



ZIF30INBRII



ZIF24INPNII



ZIF24INBRII



ZIF18INPNII



ZIF18INBRII



Indicates WiFi capability.



Indicates Energy Star certified.



36" INTEGRATED COLUMN REFRIGERATOR

MODEL	UMRP*
ZIR361NPRII	\$8,500

SPECIFICATIONS	
Overall Dimensions (HxWxD)	83 1/2 in x 35 9/16 in x 24 3/4 in
Overall Cutout Dimensions (HxWxD)	84 in x 35 13/16 in x 25 in

FEATURES

Fully integrated column design • Statement and Minimalist Collection refrigerator handles (sold separately) • Panel-ready exterior with six-way adjustability • Retrofit capability • Ramp-up LED interior lighting • Autofill pitcher • Remote connectivity via WiFi • Adjustable, hydrophobic, spill-resistant glass shelves with integrated LED lighting • Finely crafted, adjustable aluminum door bins with glass accents • Upfront, electronic-touch controls • Temperature-controlled drawer • Soft-close drawers • Humidity-controlled vegetable drawer • Dedicated evaporator sealed system • Water filtration system • Sabbath mode



*Dealers determine their own prices.

36" INTEGRATED COLUMN REFRIGERATOR

MODEL	UMRP*
ZIR361NBRII	\$7,700

SPECIFICATIONS	
Overall Dimensions (HxWxD)	83 1/2 in x 35 9/16 in x 24 3/4 in
Overall Cutout Dimensions (HxWxD)	84 in x 35 13/16 in x 25 in

FEATURES

Fully integrated column design • Statement and Minimalist Collection refrigerator handles (sold separately) • Panel-ready exterior with six-way adjustability • Retrofit capability • Ramp-up LED interior lighting • Remote connectivity via WiFi • Adjustable, edge-to-edge glass shelves • Finely crafted, adjustable door bins with clear fronts • Upfront, electronic-touch controls • Temperature-controlled drawer • Soft-close drawers • Humidity-controlled vegetable drawer • Dedicated evaporator sealed system • Sabbath mode



30" INTEGRATED COLUMN REFRIGERATOR

MODEL	UMRP*
ZIR301NPNI	\$7,900

SPECIFICATIONS	
Overall Dimensions (HxWxD)	83 1/2 in x 29 9/16 in x 24 3/4 in
Overall Cutout Dimensions (HxWxD)	84 in x 29 13/16 in x 25 in

FEATURES

Fully integrated column design • Statement and Minimalist Collection refrigerator handles (sold separately) • Panel-ready exterior with six-way adjustability • Retrofit capability • Ramp-up LED interior lighting • Autofill pitcher • Remote connectivity via WiFi • Adjustable, hydrophobic, spill-resistant glass shelves with integrated LED lighting • Finely crafted, adjustable aluminum door bins with clear fronts • Upfront, electronic-touch controls • Temperature-controlled drawer • Soft-close drawers • Humidity-controlled vegetable drawer • Dedicated evaporator sealed system • Water filtration system • Sabbath mode



*Dealers determine their own prices.



30" INTEGRATED COLUMN REFRIGERATOR

MODEL	UMRP*
ZIR301NBRII	\$7,100

SPECIFICATIONS	
Overall Dimensions (HxWxD)	83 1/2 in x 29 9/16 in x 24 3/4 in
Overall Cutout Dimensions (HxWxD)	84 in x 29 13/16 in x 25 in

FEATURES

Fully integrated column design • Statement and Minimalist Collection refrigerator handles (sold separately) • Panel-ready exterior with six-way adjustability • Retrofit capability • Ramp-up LED interior lighting • Remote connectivity via WiFi • Adjustable, edge-to-edge glass shelves • Finely crafted, adjustable door bins with clear fronts • Upfront, electronic-touch controls • Temperature-controlled drawer • Soft-close drawers • Humidity-controlled vegetable drawer • Dedicated evaporator sealed system • Sabbath mode



MONOGRAM REFRIGERATOR AND FREEZER COLUMNS



24" INTEGRATED COLUMN REFRIGERATOR

MODEL	UMRP*
ZIR241NPNII	\$7,300

SPECIFICATIONS	
Overall Dimensions (HxWxD)	83 1/2 in x 23 9/16 in x 24 3/4 in
Overall Cutout Dimensions (HxWxD)	84 in x 23 13/16 in x 25 in

FEATURES

Fully integrated column design • Statement and Minimalist Collection refrigerator handles (sold separately) • Panel-ready exterior with six-way adjustability • Retrofit capability • Ramp-up LED interior lighting • Autofill pitcher • Remote connectivity via WiFi • Adjustable, hydrophobic, spill-resistant glass shelves with integrated LED lighting • Finely crafted, adjustable aluminum door bins with glass accents • Upfront, electronic-touch controls • Temperature-controlled drawer • Soft-close drawers • Humidity-controlled vegetable drawer • Dedicated evaporator sealed system • Water filtration system • Sabbath mode



*Dealers determine their own prices.



24" INTEGRATED COLUMN REFRIGERATOR

MODEL	UMRP*
ZIR241NBR11	\$6,500

SPECIFICATIONS	
Overall Dimensions (HxWxD)	83 1/2 in x 29 9/16 in x 24 3/4 in
Overall Cutout Dimensions (HxWxD)	84 in x 29 13/16 in x 25 in

FEATURES

Fully integrated column design • Statement and Minimalist Collection refrigerator handles (sold separately) • Panel-ready exterior with six-way adjustability • Retrofit capability • Ramp-up LED interior lighting • Remote connectivity via WiFi • Adjustable, edge-to-edge glass shelves • Finely crafted, adjustable door bins with clear fronts • Upfront, electronic-touch controls • Temperature-controlled drawer • Soft-close drawers • Humidity-controlled vegetable drawer • Dedicated evaporator sealed system • Sabbath mode



MONOGRAM REFRIGERATOR AND FREEZER COLUMNS



36" INTEGRATED COLUMN FREEZER

MODEL	UMRP*
ZIF361NPN11	\$8,500

SPECIFICATIONS	
Overall Dimensions (HxWxD)	83 1/2 in x 35 9/16 in x 24 3/4 in
Overall Cutout Dimensions (HxWxD)	84 in x 35 13/16 in x 25 in

FEATURES

Fully integrated column design • Statement and Minimalist Collection refrigerator handles (sold separately) • Panel-ready exterior with six-way adjustability • Retrofit capability • Finely crafted, adjustable aluminum door bins with glass accents • Adjustable, hydrophobic, spill-resistant glass shelves with integrated LED lighting • Remote connectivity via WiFi • Removable ice storage and multiple slide-out bins • Water filtration system • Upfront, electronic-touch controls • Ramp-up LED interior lighting • Dedicated evaporator sealed system • Sabbath mode



*Dealers determine their own prices.



36" INTEGRATED COLUMN FREEZER

MODEL	UMRP*
ZIF361NBR11	\$7,400

SPECIFICATIONS	
Overall Dimensions (HxWxD)	83 1/2 in x 35 9/16 in x 24 3/4 in
Overall Cutout Dimensions (HxWxD)	84 in x 35 13/16 in x 25 in

FEATURES

Fully integrated column design • Statement and Minimalist Collection refrigerator handles (sold separately) • Panel-ready exterior with six-way adjustability • Retrofit capability • Finely crafted, adjustable door bins with clear fronts • Adjustable, edge-to-edge glass shelves • Remote connectivity via WiFi • Removable ice storage and multiple slide-out bins • Water filtration system • Upfront, electronic-touch controls • Ramp-up LED interior lighting • Dedicated evaporator sealed system • Sabbath mode





30" INTEGRATED COLUMN FREEZER

MODEL	UMRP*
ZIF301NPNII	\$7,900

SPECIFICATIONS	
Overall Dimensions (HxWxD)	83 1/2 in x 29 9/16 in x 24 3/4 in
Overall Cutout Dimensions (HxWxD)	84 in x 29 13/16 in x 25 in

FEATURES

Fully integrated column design • Statement and Minimalist Collection refrigerator handles (sold separately) • Panel-ready exterior with six-way adjustability • Retrofit capability • Finely crafted, adjustable aluminum door bins with glass accents • Adjustable, hydrophobic, spill-resistant glass shelves with integrated LED lighting • Remote connectivity via WiFi • Removable ice storage and multiple slide-out bins • Water filtration system • Upfront, electronic-touch controls • Ramp-up LED interior lighting • Dedicated evaporator sealed system • Sabbath mode



*Dealers determine their own prices.



24" INTEGRATED COLUMN FREEZER

MODEL	UMRP*
ZIF241NPNII	\$7,300

SPECIFICATIONS	
Overall Dimensions (HxWxD)	83 1/2 in x 23 9/16 in x 24 3/4 in
Overall Cutout Dimensions (HxWxD)	84 in x 23 13/16 in x 25 in

FEATURES

Fully integrated column design • Statement and Minimalist Collection refrigerator handles (sold separately) • Panel-ready exterior with six-way adjustability • Retrofit capability • Finely crafted, adjustable aluminum door bins with glass accents • Adjustable, hydrophobic, spill-resistant glass shelves with integrated LED lighting • Remote connectivity via WiFi • Removable ice storage and multiple slide-out bins • Water filtration system • Upfront, electronic-touch controls • Ramp-up LED interior lighting • Dedicated evaporator sealed system • Sabbath mode



*Dealers determine their own prices.

MONOGRAM REFRIGERATOR AND FREEZER COLUMNS



18" INTEGRATED COLUMN FREEZER

MODEL	UMRP*
ZIF181NPNII	\$6,800

SPECIFICATIONS	
Overall Dimensions (HxWxD)	83 1/2 in x 17 9/16 in x 24 3/4 in
Overall Cutout Dimensions (HxWxD)	84 in x 17 13/16 in x 25 in

FEATURES
Fully integrated column design • Statement and Minimalist Collection refrigerator handles (sold separately) • Panel-ready exterior with six-way adjustability • Retrofit capability • Finely crafted, adjustable aluminum door bins with glass accents • Adjustable, hydrophobic, spill-resistant glass shelves with integrated LED lighting • Remote connectivity via WiFi • Removable ice storage and multiple slide-out bins • Water filtration system • Upfront, electronic-touch controls • Ramp-up LED interior lighting • Dedicated evaporator sealed system • Sabbath mode



*Dealers determine their own prices.



18" INTEGRATED COLUMN FREEZER

MODEL	UMRP*
ZIF181NBR1I	\$6,000

SPECIFICATIONS	
Overall Dimensions (HxWxD)	83 1/2 in x 17 9/16 in x 24 3/4 in
Overall Cutout Dimensions (HxWxD)	84 in x 17 13/16 in x 25 in

FEATURES
Fully integrated column design • Statement and Minimalist Collection refrigerator handles (sold separately) • Panel-ready exterior with six-way adjustability • Finely crafted, adjustable door bins with clear fronts • Adjustable, edge-to-edge glass shelves • Remote connectivity via WiFi • Removable ice storage and multiple slide-out bins • Water filtration system • Upfront, electronic-touch controls • Ramp-up LED interior lighting • Dedicated evaporator sealed system • Sabbath mode



MONOGRAM REFRIGERATOR AND FREEZER COLUMNS ACCESSORIES

DOOR PANELS

DESCRIPTION	NUMBER	UMRP*
30" Fully Integrated Column SS Door Panel, LH	ZK1SN309NLH	\$700
30" Fully Integrated Column SS Door Panel, RH	ZK1SN304NRH	\$700
24" Fully Integrated Column SS Door Panel, LH	ZK1SN249NLH	\$650
24" Fully Integrated Column SS Door Panel, RH	ZK1SN244NRH	\$650
18" Fully Integrated Column SS Door Panel, LH	ZK1SN189NLH	\$600
18" Fully Integrated Column SS Door Panel, RH	ZK1SN184NRH	\$600

HANDLE KITS

DESCRIPTION	NUMBER	UMRP*
Single Door Refrigerator - Minimalist Handle Kit	ZKSP1H1CNSS**	\$160
Single Door Refrigerator - Statement Handle Kit	ZKSP1H1PNSS**	\$160
Handle Stud Kit for Mounting Monogram Handles to Custom Panel	ZKPN	\$100

TRIM KITS

DESCRIPTION	NUMBER	UMRP*
42" Trim Kit for Dual Installed Columns in 24" Deep Cabinets	ZKR42N	\$250
48" Trim Kit for Dual Installed Columns in 24" Deep Cabinets	ZKR48N	\$250

UNIFICATION KIT

DESCRIPTION	NUMBER	UMRP*
Fully Integrated Refrigerator / Freezer Heater and Unification Kit - SXS Installation	ZKUN	\$450

TOEKICKS

DESCRIPTION	NUMBER	UMRP*
42" Stainless Toekick for Column Refrigerator	ZKK42P	\$125
48" Stainless Toekick for Column Refrigerator	ZKK48P	\$130
54" Stainless Toekick for Column Refrigerator	ZKK54P	\$135
60" Stainless Toekick for Column Refrigerator	ZKK60P	\$145



*Dealers determine their own prices.
**Handles are required.

INTEGRATED COLUMN REFRIGERATORS

	ZIR361NBR11 ZIR361NPR11	ZIR301NBR11 ZIR301NPN11	ZIR241NBR11 ZIR241NPN11
DESCRIPTION	36" integrated column refrigerator	30" integrated column refrigerator	24" integrated column refrigerator
CAPACITY			
Total (cu. ft.)	17.3	17.3	13.1
FEATURES			
WiFi Connect	Built-in	Built-in	Built-in
Sealed system design	Auto defrost	Auto defrost	Auto defrost
Custom panel ready	•	•	•
Defrost type	Automatic defrost	Automatic defrost	Automatic defrost
Water filtration	GE water filtration 6-month	GE water filtration 6-month	GE water filtration 6-month
Interior lighting	Ramp-up LED	Ramp-up LED	Ramp-up LED
Leveling system	4-point front adjustable	4-point front adjustable	4-point front adjustable
Control type	Upfront capacitive touch controls with digital LED readout	Upfront capacitive touch controls with digital LED readout	Upfront capacitive touch controls with digital LED readout
Sabbath mode	•	•	•
Deli drawer	Full-extension, soft-close	Full-extension, soft-close	Full-extension, soft-close
Fresh-food cabinet shelves	1 fixed, 3 adjustable, hydrophobic, spill-resistant glass shelves with integrated LED lighting	1 fixed, 3 adjustable, hydrophobic, spill-resistant glass shelves with integrated LED lighting	1 fixed, 3 adjustable, hydrophobic, spill-resistant glass shelves with integrated LED lighting
Air filtration system	GE air filtration 6-month	GE air filtration 6-month	GE air filtration 6-month
Fresh-food door bins	4 total, adjustable aluminum door bins with glass accents	4 total, adjustable aluminum door bins with glass accents	4 total, adjustable aluminum door bins with glass accents
Produce drawer	Full-extension, soft-close with humidity slider	Full-extension, soft-close with humidity slider	Full-extension, soft-close with humidity slider
Climate-control drawer	Temperature control (meat, bev, deli)	Temperature control (meat, bev, deli)	Temperature control (meat, bev, deli)
Air filter status	•	•	•
Change temp setpoint	•	•	•
Display temp setpoint	•	•	•
Door alarm alert	•	•	•
Nighttime snack mode	•	•	•
Sabbath status (On/Off)	•	•	•
Water filter status	•	•	•
APPEARANCE			
Design style	Custom or stainless panel	Custom or stainless panel	Custom or stainless panel
Handle	Custom handle required	Custom handle required	Custom handle required
Color appearance	Door panels required	Door panels required	Door panels required
Door stops	90° and 115°F	90° and 115°F	90° and 115°F
Door swing	Reversible door	Reversible door	Reversible door
POWER / RATINGS			
Volts/Hertz/Amps	115V; 60Hz; 20A	115V; 60Hz; 20A	115V; 60Hz; 20A

INTEGRATED COLUMN FREEZERS

	ZIF361NPN11 ZIF361NBR11	ZIF301NBR11 ZIF301NPN11	ZIF241NBR11 ZIF241NPN11	ZIF181NBR11 ZIF181NPN11
DESCRIPTION	36" integrated column freezer	30" integrated column freezer	24" integrated column freezer	18" integrated column freezer
CAPACITY				
Total (cu. ft.)	16.7	16.7	12.5	8.4
FEATURES				
WiFi Connect	Built-in	Built-in	Built-in	Built-in
Sealed system design	Auto defrost	Auto defrost	Auto defrost	Auto defrost
Custom panel ready	•	•	•	•
Defrost type	Automatic defrost	Automatic defrost	Automatic defrost	Automatic defrost
Water filtration	GE water filtration 6-month	GE water filtration 6-month	GE water filtration 6-month	GE water filtration 6-month
Interior lighting	Ramp-up LED	Ramp-up LED	Ramp-up LED	Ramp-up LED
Leveling system	4-point front adjustable	4-point front adjustable	4-point front adjustable	4-point front adjustable
Control type	Upfront capacitive touch controls with digital LED readout	Upfront capacitive touch controls with digital LED readout	Upfront capacitive touch controls with digital LED readout	Upfront capacitive touch controls with digital LED readout
Sabbath mode	•	•	•	•
Freezer door bins	3 adjustable aluminum door bins with glass accents	3 adjustable aluminum door bins with glass accents	3 adjustable aluminum door bins with glass accents	3 adjustable aluminum door bins with glass accents
Freezer baskets	3 silver wire, with full-extension slides	3 silver wire, with full-extension slides	3 silver wire, with full-extension slides	3 silver wire, with full-extension slides
Freezer cabinet shelves	1 fixed, 3 adjustable, hydrophobic, spill-resistant glass shelves with integrated LED lighting	1 fixed, 3 adjustable, hydrophobic, spill-resistant glass shelves with integrated LED lighting	1 fixed, 3 adjustable, hydrophobic, spill-resistant glass shelves with integrated LED lighting	1 fixed, 3 adjustable, hydrophobic, spill-resistant glass shelves with integrated LED lighting
Icemaker	Factory-installed	Factory-installed	Factory-installed	Factory-installed
Change temp setpoint	•	•	•	•
Display temp setpoint	•	•	•	•
Door alarm alert	•	•	•	•
Nighttime snack mode	•	•	•	•
Sabbath status (On/Off)	•	•	•	•
Water filter status	•	•	•	•
APPEARANCE				
Design style	Custom or stainless panel	Custom or stainless panel	Custom or stainless panel	Custom or stainless panel
Handle	Custom handle required	Custom handle required	Custom handle required	Custom handle required
Color appearance	Door panels required	Door panels required	Door panels required	Door panels required
Door stops	90° and 115°F	90° and 115°F	90° and 115°F	90° and 115°F
Door swing	Reversible door	Reversible door	Reversible door	Reversible door
POWER / RATINGS				
Volts/Hertz/Amps	115V; 60Hz; 20A	115V; 60Hz; 20A	115V; 60Hz; 20A	115V; 60Hz; 20A



MONOGRAM BUILT-IN REFRIGERATORS

Monogram’s built-in refrigerators blend in seamlessly with any kitchen design. From bottom-freezer refrigerators and stylish wine reserves to glass-door and French-door designs, these built-in appliances provide superior food and drink freshness. With innovative features, like humidity-controlled compartments, showcase LED lighting and adjustable spillproof shelves, every detail is exceptional.

MODEL NUMBER KEY

Z	I	C	S	3	6	O	N	N	S	S
MONOGRAM PRODUCT	CONFIGURATION			WIDTH		INSTALLATION STYLE		MODEL YEAR	HANDLE OPTIONS	
I = Built-in	C = Bottom-freezer refrigerator F = All-freezer unit K = Glass-door bottom-freezer P = French-Door S = Side-by-side refrigerator R = All-refrigerator unit S = Single D = Double W = Wine refrigerator			18", 24", 30", 36", 42", or 48"		O = Built-in/flush inset I/G = Fully integrated			LH = Left-hand door swing RH = Right-hand door swing II = Panel required SS = Stainless case/handle	
				FINISH				DISPENSER		
				B = Panel-ready model S = Stainless				D = Ice and water dispenser N = No dispenser		

INTEGRATED REFRIGERATORS AND WINE SOMMELIER



BUILT-IN BOTTOM FREEZER REFRIGERATORS



★ Indicates Star-K certified.

CSA Indicates CSA certification for Canada and the U.S.

ADA COMPLIANT Indicates ADA compliance.



30" FULLY INTEGRATED WINE SOMMELIER

MODEL	UMRP*
ZIW303NPPII	\$8,600

SPECIFICATIONS

Overall Dimensions (HxWxD)	80 3/8 in x 29 3/4 in x 23 3/4 in
Overall Cutout Dimensions (HxWxD)	80 in x 30 in x 25 in
Can also be installed in an 84"-tall cutout	

FEATURES

Dual-zone upper wine compartment • Convertible lower drawer • HFC-free refrigerator • Freezer drawer with electronic icemaker • Expansive wine storage capabilities • LED interior lighting • Soft-close, full-extension wine racks • GE Water™ filtration system



*Dealers determine their own prices.



30" INTEGRATED GLASS-DOOR REFRIGERATOR

MODEL	UMRP*
ZIK303NPPII	\$8,800

SPECIFICATIONS

Overall Dimensions (HxWxD)	79 7/8 in x 29 3/4 in x 23 3/4 in
Overall Cutout Dimensions (HxWxD)	80 in x 30 in x 25 in
Can also be installed in an 84"-tall cutout	

FEATURES

Convertible lower drawer • First HFC-free refrigerator in the U.S. • Freezer drawer with electronic icemaker • LED interior lighting • Adjustable glass shelves • Soft-close freezer and convertible drawers • Illuminated, electronic glass-touch controls • GE water filtration system • Sabbath mode-capable • Self-closing vegetable drawer • Two dividers • Removable beverage rack • Child-lock feature • Customizable toe-kick • Removable beverage rack • Integrated, panel-ready design



30" INTEGRATED CUSTOMIZABLE REFRIGERATOR

MODEL	UMRP*
ZIC303NPPII	\$8,200

SPECIFICATIONS

Overall Dimensions (HxWxD)	79 in x 29 3/4 in x 23 3/4 in
Overall Cutout Dimensions (HxWxD)	80 in x 30 in x 25 in
Note: Can also be installed in an 84"-tall cutout	

FEATURES

Dual-refrigeration system • Convertible lower drawer • First HFC-free refrigerator in the U.S. • Freezer drawer with electronic icemaker • LED interior lighting • Adjustable glass shelves • Soft-close freezer and convertible drawers • Illuminated, electronic glass-touch controls • GE Water™ filtration system • Self-closing vegetable drawer • Two dividers • Three adjustable door bins • Removable beverage rack • Child-lock feature • Customizable toe-kick • Sabbath mode



*Dealers determine their own prices.

MONOGRAM INTEGRATED REFRIGERATORS
& WINE SOMMELIER ACCESSORIES

DESCRIPTION	NUMBER	UMRP*
84" SS Panel, Glass Door, LH Swing	ZKGSN849NLH	\$800
84" SS Panel, Glass Door, RH Swing	ZKGSN844NRH	\$800
80" SS Panel, Glass Door, LH Swing	ZKGSN809NLH	\$800
80" SS Panel, Glass Door, RH Swing	ZKGSN804NRH	\$800
84" SS Panel, Solid Door, LH Swing	ZKSSN849NLH	\$800
84" SS Panel, Solid Door, RH Swing	ZKSSN844NRH	\$800
80" SS Panel, Solid Door, LH Swing	ZKSSN809NLH	\$800
80" SS Panel, Solid Door, RH Swing	ZKSSN804NRH	\$800
Minimalist Handle Kit - 3 handles	ZKGC3H3CNSS	\$380
Statement Handle Kit - 3 handles	ZKGC3H3PNSS	\$380
Handle Stud Kit for Mounting Monogram Handles to Custom Panel	ZKPN	\$100
Heater Kit for 30" Fully Integrated Refrigerators	ZUG30	\$400



*Dealers determine their own prices.

MONOGRAM BUILT-IN REFRIGERATORS



36" BUILT-IN BOTTOM-FREEZER REFRIGERATOR

MODEL	UMRP*
ZIC360NNLH	\$7,700

SPECIFICATIONS	
Overall Dimensions (HxWxD)	84 in x 36 in x 25 1/4 in
Overall Cutout Dimensions (HxWxD)	84 in +/- 1/2 in x 35 1/2 in x 24 in
Flush Inset Cutout Dimensions (HxWxD)	85 in x 39 in x 26 3/16 in

FEATURES

Flush inset-capable • Custom appearance • Upfront electronic controls with digital readout • Humidity-controlled vegetable compartments and sealed snack pans • Adjustable, spillproof glass shelves • Two sealed deli pans with full-extension slides • Six adjustable door bins • GE Water™ filtration system • Sabbath mode-capable



*Dealers determine their own prices.



36" BUILT-IN BOTTOM-FREEZER REFRIGERATOR

MODEL	UMRP*
ZIC360NNRH	\$7,700

SPECIFICATIONS	
Overall Dimensions (HxWxD)	84 in x 36 in x 25 1/4 in
Overall Cutout Dimensions (HxWxD)	84 in +/- 1/2 in x 35 1/2 in x 24 in
Flush Inset Cutout Dimensions (HxWxD)	85 in x 39 in x 26 3/16 in

FEATURES

Flush inset-capable • Custom appearance • Upfront electronic controls with digital readout • Humidity-controlled vegetable compartments and sealed snack pans • Adjustable, spillproof glass shelves • Two sealed deli pans with full-extension slides • Six adjustable door bins • GE Water™ filtration system • Sabbath mode-capable





36" BUILT-IN BOTTOM-FREEZER REFRIGERATOR

MODEL	UMRP*
ZICS360NNLH	\$8,700

SPECIFICATIONS	
Overall Dimensions (HxWxD)	84 in x 36 in x 25 15/16 in
Overall Cutout Dimensions (HxWxD)	84 in +/- 1/2 in x 35 1/2 in x 24 in

FEATURES
Upfront electronic controls with digital readout • Humidity-controlled vegetable compartments and sealed snack pans • Adjustable, spillproof glass shelves • Two sealed deli pans with full-extension slides • Six adjustable door bins • GE Water™ filtration system • Sabbath mode



36" BUILT-IN BOTTOM-FREEZER REFRIGERATOR

MODEL	UMRP*
ZICS360NNRH	\$8,700

SPECIFICATIONS	
Overall Dimensions (HxWxD)	84 in x 36 in x 25 15/16 in
Overall Cutout Dimensions (HxWxD)	84 in +/- 1/2 in x 35 1/2 in x 24 in

FEATURES
Upfront electronic controls with digital readout • Humidity-controlled vegetable compartments and sealed snack pans • Adjustable, spillproof glass shelves • Two sealed deli pans with full-extension slides • Six adjustable door bins • GE Water filtration system • Sabbath mode



*Dealers determine their own prices.



36" BUILT-IN FRENCH-DOOR REFRIGERATOR

MODEL	UMRP*
ZIP360NN	\$9,300

SPECIFICATIONS	
Overall Dimensions (HxWxD)	84 in x 36 in x 25 7/8 in
Overall Cutout Dimensions (HxWxD)	84 in +/- 1/2 in x 35 1/2 in x 24 in
Flush Inset Cutout Dimensions (HxWxD)	85 in x 39 in x 26 3/16 in

FEATURES
French-Door design • Finely crafted glass-front metal door bins • LED lighting • Upfront electronic controls with digital readout • Large full-extension freezer drawer • Automatic icemaker • Precision glass-front produce and deli drawers • Aluminum-trimmed glass shelves • Flush inset-capable • Sabbath mode



36" BUILT-IN FRENCH-DOOR REFRIGERATOR

MODEL	UMRP*
ZIPS360NNSS	\$10,000

SPECIFICATIONS	
Overall Dimensions (HxWxD)	84 in x 36 in x 25 15/16 in
Overall Cutout Dimensions (HxWxD)	84 in +/- 1/2 in x 35 1/2 in x 24 in

FEATURES
French-Door design • Finely crafted glass-front metal door bins • LED lighting • Upfront electronic controls with digital readout • Large full-extension freezer drawer • Automatic icemaker • Precision glass-front produce and deli drawers • Aluminum-trimmed glass shelves • Sabbath mode



*Dealers determine their own prices.

MONOGRAM BUILT-IN BOTTOM-FREEZER
REFRIGERATOR ACCESSORIES

DESCRIPTION	NUMBER	UMRP*
BI FDBF Minimalist Handle Kit - 3 handles	ZKSB3H3CNSS	\$380
BI FDBF Statement Handle Kit - 3 handles	ZKSB3H3PNSS	\$380
BI SDBF Minimalist Handle Kit - 2 handles	ZKSB2H2CNSS	\$270
BI SDBF Statement Handle Kit - 2 handles	ZKSB2H2PNSS	\$270
Handle Stud Kit for Mounting Monogram Handles to Custom Panel	ZKPN	\$100
Unification Kit for Custom Panel BF & AR/AF	ZKBFN72ONII	\$750
Unification Kit for SS Panel BF & AR/AF	ZKBSN72ONSS	\$950
Low Profile Visor Handle Trim Kit for Built-In SXS, FDBF, BF, AR/AF	ZKLN	\$550
Flush Inset Kit for Custom Panel - SxS, BM, FD, AR, AF	ZKFN	\$550

*Dealers determine their own prices.

30" FULLY INTEGRATED, CUSTOMIZABLE
REFRIGERATORS WITH CONVERTIBLE DRAWER

	ZIC303NPPII*	ZIK303NPPII*	ZIW303NPPII*
DESCRIPTION	30" fully integrated, solid-door refrigerator	30" fully integrated, glass-door refrigerator	30" fully integrated wine refrigerator
Total (cu. ft.)	14.09	14.31	14.00
Fresh-food compartment	10.37	10.59	
Dual-zone wine			10.00
Freezer drawer	1.11	1.11	1.21
Convertible drawer	2.61	2.61	2.77
Unit capacity			106 wine bottles
EXTERIOR			
Fully-integrated, panel-ready	•	•	•
Concealed door hinge	•	•	•
FRESH-FOOD COMPARTMENT UPPER			
Electronic touch controls	•	•	•
LED interior lighting	•	•	•
Alum. trim adj. glass shelves	3	3 deep design	3
Deli drawer w/full-ext. slides	•	•	•
Wine racks			7
Adjustable door bins	3		
Removable beverage rack	•	•	•
FREEZER DRAWER (MIDDLE)			
Soft-close drawer	•	•	•
Electronic icemaker	•	•	•
Removable ice bin & scoop	•	•	•
CONVERTIBLE DRAWER (LOWER)			
Refrigeration, freezer or wine storage	Chill: 34°/46°F, Freeze: -6°/6°F, Wine: 40°/55°F	Chill: 34°/46°F, Freeze: -6°/6°F, Wine: 40°/55°F	Chill: 34°/46°F, Freeze: -6°/6°F, Wine: 40°/55°F
Soft-close drawer	•	•	•
Removable sliding bin	•	•	•
Removable drawer divider	1	1	1
GENERAL FEATURES			
GE Water™ filtration system	•	•	•
Sealed system design	Auto defrost	Auto defrost	Auto defrost
ENERGY STAR® certified	•	•	•
Sabbath Mode	•	•	•
Refrigerant type	R600a–HFC-free	R600a–HFC-free	R600a–HFC-free
Insulation (case/drawer/door)	Cyclopentane	Cyclopentane	Cyclopentane
4-point leveling system	•	•	•
Adjustable doorstop (90°/115°)	•	•	•
115 volts/20 amps each	•	•	•
ACCESSORIES			
Heater kit for 30" fully integrated refrigerators	ZUG30 to be used with ZIC303NPPII	ZUG30 to be used with ZIK303NPPII	ZUG30 to be used with ZIW303NPPII
Minimalist handle kit:	ZKGC3H3CNSS	ZKGC3H3CNSS	ZKGC3H3CNSS
Statement handle kit	ZKGC3H3PNSS	ZKGC3H3PNSS	ZKGC3H3PNSS
80" height panel kit	ZKGSN809NLH ZKGSN804NRH	ZKGSN809NLH ZKGSN804NRH	ZKGSN809NLH ZKGSN804NRH
84" height panel kit (order RH or LH)	ZKSSN844NRH ZKSSN849NLH	ZKGSN844NRH ZKGSN849NLH	ZKGSN844NRH ZKGSN849NLH
GE water/ice filter part #	XWFE	XWFE	XWFE

RH = Right-hand hinge / LH = Left-hand hinge / REV = Reversible door swing
*Door panels required.

36" BUILT-IN BOTTOM-FREEZER REFRIGERATORS

	ZIC360NNLH ZIC360NNRH ZICS360NNLH ZICS360NNRH
CAPACITY	
Total (cu. ft.)	21.33
Fresh food (cu. ft.)	14.99
Freezer (cu. ft.)	6.34
FRESH-FOOD SECTION	
Upfront dual electronic controls	•
Multi-shelf air management tower	•
Adjustable spillproof glass shelves	4 adjustable, 1 fixed
Sealed adjustable-humidity, slide-out produce pans with easy-access lids on full-extension slides	2
Sealed deli pan with full-extension slides	2
Adjustable door bins	6
Gallon door bins	2
Sealed dairy compartment	2
Interior lighting	•
FREEZER SECTION	
Freezer drawer on full-extension slides	•
Independent utility basket on full-extension slides	•
Automatic icemaker	•
Removable ice storage bin	•
Interior lighting	•
Freezer drawer	Self-closing
GENERAL FEATURES	
ENERGY STAR certified	•
GE Water filtration system	•
Easy-access hinged grille	•
Master light control switch	•
Sabbath Mode	•
Independent temperature controls	•
115 volts/20 amps	•
Variable-speed compressor	•

36" BUILT-IN FRENCH-DOOR BOTTOM-FREEZER REFRIGERATORS

	ZIP360NN ZIPS360NNSS
CAPACITY	
Total (cu. ft.)	20.6
Fresh Food (cu. ft.)	14.49
Freezer (cu. ft.)	6.06
FRESH-FOOD SECTION	
Upfront electronic controls with digital readouts	•
Multi-shelf air management tower	•
Glass-front produce drawers with full-extension soft-close slides	•
Deli drawer with full-extension, soft-close slides	•
Stainless steel-trimmed glass shelves	4
Adjustable door bins	6
Gallon door storage	2
FREEZER SECTION	
Freezer drawer with full-extension slides	•
Independent utility basket with full-extension slides	•
Automatic icemaker	•
Removable ice storage bin	•
GE advanced water filtration system	•
GENERAL FEATURES	
Concealed door hinge	•
Stainless steel tubular handle	•
Monogram professional handle	•
Easy-access hinged grille	•
Handle side trim kit	•
Master light control switch	•
Sabbath Mode	•
Four-point leveling system	•
Adjustable door stop (90°/130°)	•
Toekick color	Stainless steel
115 volts/20 amps	•
Variable-speed compressor	•





MONOGRAM FREE-STANDING REFRIGERATORS

Monogram’s free-standing refrigerators offer premium features and a contemporary yet functional aesthetic. The French-Door design provides easy access to refrigerated items, while showcase LED lighting spotlights food items, and innovative TwinChill™ evaporators keep fresh and frozen foods at the optimum temperature for maximum freshness.

MODEL NUMBER KEY

Z	W	E	<u>2</u>	<u>3</u>	E	S	N	S	<u>S</u>
MONOGRAM PRODUCT	CONFIGURATION E = Free-standing French-Door bottom freezer		CUBIC FOOT		COLLECTION E = Minimalist P = Statement	MODEL YEAR		COLOR CODE SS = Stainless door	
	INSTALLATION F/W = Free-standing								

FREE-STANDING REFRIGERATORS



ZWE23ESNSS



ZWE23PSNSS

MONOGRAM FREE-STANDING REFRIGERATORS



ENERGY STAR® 23.1 CU. FT.COUNTER-DEPTH FRENCH-DOOR MINIMALIST REFRIGERATOR

MODEL	UMRP*
ZWE23ESNSS	\$4,300

SPECIFICATIONS

Overall Dimensions (HxWxD)	70 1/2 in x 36 in x 31 1/2 in
Overall Cutout Dimensions (HxWxD)	71 in x 36 1/4 in x 26 3/8 in

FEATURES

TwinChill™ evaporators • Showcase LED lighting • Full-width electronic temperature-controlled drawer with LED lights • Drop-down tray • Quick Space shelf • Advanced water filtration • Stainless steel side



ENERGY STAR 23.1 CU. FT. COUNTER-DEPTH FRENCH-DOOR STATEMENT REFRIGERATOR

MODEL	UMRP*
ZWE23PSNSS	\$4,300

SPECIFICATIONS

Overall Dimensions (HxWxD)	70 1/2 in x 36 in x 31 1/2 in
Overall Cutout Dimensions (HxWxD)	71 in x 36 1/4 in x 26 3/8 in

FEATURES

TwinChill evaporators • Showcase LED lighting • Full-width electronic temperature-controlled drawer with LED lights • Drop-down tray • Quick Space shelf • Advanced water filtration • Stainless steel side



FREE-STANDING FRENCH-DOOR BOTTOM-FREEZER REFRIGERATOR

ZWE23ESNSS ZWE23PSNSS	
CAPACITY	
Total (cu. ft.)	23.1
Fresh food (cu. ft.)	15.9
Freezer (cu. ft.)	7.2
FRESH-FOOD SECTION	
Upfront electronic controls with digital readouts	•
Showcase LED lighting	•
Water filter indicator light	•
Glass shelves	4 split w/adj., 3 spillproof 1 QuickSpace, 1 full-width
Sealed adjustable-humidity drawers	2
Sealed adjustable-temperature full-width deli drawer	1
Door bins	6 total, 4 adjustable with gallon storage
Dairy compartment	Drop-down tray
FREEZER SECTION	
Showcase LED lighting	•
Automatic icemaker	•
Pull-out freezer baskets	2 full-width (w/ice bucket)
GENERAL FEATURES	
ENERGY STAR® certified	•
GE Water™ filtration system for water and ice	Advanced Filtration System (RPWFE)
WiFi Connect	Optional, requires PBX23W00YO
Counter-depth design	•
Handle style	Minimalist (ZWE23ESNSS) Statement (ZWE23PSNSS)
Color appearance	Stainless steel with stainless steel sides
Concealed door hinges	•
120 volts/15 amps	•



MONOGRAM BUILT-IN SIDE-BY-SIDE REFRIGERATORS

Monogram built-in side-by-side refrigerators offer stunning design details and premium features, like an advanced temperature management system, climate control drawers and WiFi connectivity. Available in a stainless steel finish or custom panel-ready, these exceptional refrigerators make a beautiful addition to any kitchen.

MODEL NUMBER KEY

Z	I	S	S	3	6	O	N	N	S	S
MONOGRAM PRODUCT	CONFIGURATION S = Side-by-side refrigerator		WIDTH 36", 42", or 48"		INSTALLATION STYLE O = Built-in/flush inset		MODEL YEAR		HANDLE OPTIONS II = Panel required SS = Stainless case/handle	
INSTALLATION I = Built-in		FINISH B = Panel-ready model S = Stainless		DISPENSER D = Ice and water dispenser N = No dispenser						

SIDE-BY-SIDE REFRIGERATORS



ZISS480DNSS



ZISS480NNSS



ZISB480DNII



ZIS480NNII



ZISS420DNSS



ZISS420NNSS



ZISB420DNII



ZIS420NNII



ZISS360DNSS



ZISB360DNII

UL-listed.

Indicates CSA certification for Canada and the U.S.

Indicates ADA compliance.



48" BUILT-IN SIDE-BY-SIDE REFRIGERATOR WITH DISPENSER

MODEL	UMRP*
ZISS480DNSS	\$11,500

SPECIFICATIONS

Overall Dimensions (HxWxD)	84 in x 48 in x 25 3/4 in
Overall Cutout Dimensions (HxWxD)	84 in +/- 1/2 in x 47 1/2 in x 24 in

FEATURES

Advanced temperature management system with multi-shelf brushed aluminum air tower • Climate-control drawer • WiFi Connect • LED lighting • Color-matched dispenser • GE® water filter • Deli drawer on full-extension slides • Humidity-controlled vegetable drawer • Adjustable glass shelves • Gallon-size door bin • Adjustable door bins • Dairy bin with center divider • Filter-change indicator light • Sabbath mode



*Dealers determine their own prices.



48" BUILT-IN SIDE-BY-SIDE REFRIGERATOR

MODEL	UMRP*
ZISS480NNSS	\$10,900

SPECIFICATIONS

Overall Dimensions (HxWxD)	84 in x 48 in x 25 3/4 in
Overall Cutout Dimensions (HxWxD)	84 in +/- 1/2 in x 47 1/2 in x 24 in

FEATURES

Advanced temperature management system with multi-shelf brushed aluminum air tower • Climate-control drawer • WiFi Connect • LED lighting • GE® water filter • Deli drawer on full-extension slides • Humidity-controlled vegetable drawer • Adjustable glass shelves • Adjustable door bins • Dairy bin with center divider • Filter-change indicator light • Sabbath mode



48" BUILT-IN SIDE-BY-SIDE REFRIGERATOR WITH DISPENSER

MODEL	UMRP*
ZISB480DNII	\$10,500

SPECIFICATIONS

Overall Dimensions (HxWxD)	84 in x 48 in x 25 3/4 in
Overall Cutout Dimensions (HxWxD)	84 in +/- 1/2 in x 47 1/2 in x 24 in
Flush Inset Cutout Dimensions (HxWxD)	85 in x 51 in x 26 3/16 in

FEATURES

Flush inset-capable • Advanced temperature management system with multi-shelf brushed aluminum air tower • Climate-control drawer • WiFi Connect • LED lighting • Color-matched dispenser with Proximity Sensor • GE® water filter • Deli drawer on full-extension slides • Humidity-controlled vegetable drawer • Adjustable glass shelves • Gallon-size door bin • Adjustable door bins • Dairy bin with center divider • Filter-change indicator light



*Dealers determine their own prices.



48" BUILT-IN SIDE-BY-SIDE REFRIGERATOR

MODEL	UMRP*
ZIS480NNII	\$9,400

SPECIFICATIONS

Overall Dimensions (HxWxD)	84 in x 48 in x 25 3/4 in
Overall Cutout Dimensions (HxWxD)	84 in +/- 1/2 in x 47 1/2 in x 24 in
Flush Inset Cutout Dimensions (HxWxD)	85 in x 51 in x 26 3/16 in

FEATURES

Flush inset-capable • Advanced temperature management system with multi-shelf brushed aluminum air tower • Climate-control drawer • WiFi Connect • LED lighting • GE® water filter • Deli drawer on full-extension slides • Humidity-controlled vegetable drawer • Adjustable glass shelves • Gallon-size door bin • Adjustable door bins • Dairy bin with center divider • Filter-change indicator light





42" BUILT-IN SIDE-BY-SIDE REFRIGERATOR WITH DISPENSER

MODEL	UMRP*
ZISS420DNSS	\$10,900

SPECIFICATIONS

Overall Dimensions (HxWxD)	84 in x 42 in x 26 1/8 in
Overall Cutout Dimensions (HxWxD)	84 in +/- 1/2 in x 41 1/2 in x 24 in

FEATURES

Advanced temperature management system with multi-shelf brushed aluminum air tower • Climate-control drawer • WiFi Connect • LED lighting • Color-matched dispenser • GE® water filter • Deli drawer on full-extension slides • Humidity-controlled vegetable drawer • Adjustable glass shelves • Gallon-size door bin • Adjustable door bins • Dairy bin with center divider • Filter-change indicator light • Sabbath mode



*Dealers determine their own prices.



42" BUILT-IN SIDE-BY-SIDE REFRIGERATOR

MODEL	UMRP*
ZISS420NNSS	\$10,300

SPECIFICATIONS

Overall Dimensions (HxWxD)	84 in x 42 in x 25 3/4 in
Overall Cutout Dimensions (HxWxD)	84 in +/- 1/2 in x 41 1/2 in x 24 in

FEATURES

Advanced temperature management system with multi-shelf brushed aluminum air tower • Climate-control drawer • WiFi Connect • LED lighting • GE® water filter • Deli drawer on full-extension slides • Humidity-controlled vegetable drawer • Adjustable glass shelves • Gallon-size door bin • Adjustable door bins • Dairy bin with center divider • Filter-change indicator light • Sabbath mode



42" BUILT-IN SIDE-BY-SIDE REFRIGERATOR WITH DISPENSER

MODEL	UMRP*
ZISB420DNII	\$9,400

SPECIFICATIONS

Overall Dimensions (HxWxD)	84 in x 42 in x 25 3/4 in
Overall Cutout Dimensions (HxWxD)	84 in +/- 1/2 in x 41 1/2 in x 24 in
Flush Inset Cutout Dimensions (HxWxD)	85 in x 45 in x 26 3/16 in

FEATURES

Flush inset-capable • Advanced temperature management system with multi-shelf brushed aluminum air tower • Climate-control drawer • WiFi Connect • LED lighting • Color-matched dispenser with Proximity Sensor • GE® water filter • Deli drawer on full-extension slides • Humidity-controlled vegetable drawer • Adjustable glass shelves • Gallon-size door bin • Adjustable door bins • Dairy bin with center divider • Filter-change indicator light



*Dealers determine their own prices.



42" BUILT-IN SIDE-BY-SIDE REFRIGERATOR

MODEL	UMRP*
ZIS420NNII	\$9,000

SPECIFICATIONS

Overall Dimensions (HxWxD)	84 in x 42 in x 25 3/4 in
Overall Cutout Dimensions (HxWxD)	84 in +/- 1/2 in x 41 1/2 in x 24 in
Flush Inset Cutout Dimensions (HxWxD)	85 in x 45 in x 26 3/16 in

FEATURES

Flush inset-capable • Advanced temperature management system with multi-shelf brushed aluminum air tower • Climate-control drawer • WiFi Connect • LED lighting • GE® water filter • Deli drawer on full-extension slides • Humidity-controlled vegetable drawer • Adjustable glass shelves • Gallon-size door bin • Adjustable door bins • Dairy bin with center divider • Filter-change indicator light





36" BUILT-IN SIDE-BY-SIDE REFRIGERATOR WITH DISPENSER

MODEL	UMRP*
ZISS360DNSS	\$9,800

SPECIFICATIONS

Overall Dimensions (HxWxD)	84 in x 36 in x 26 1/8 in
Overall Cutout Dimensions (HxWxD)	84 in +/- 1/2 in x 35 1/2 in x 24 in

FEATURES

Advanced temperature management system with multi-shelf brushed aluminum air tower • Climate-control drawer • WiFi Connect • LED lighting • Color-matched dispenser • GE® water filter • Deli drawer on full-extension slides • Humidity-controlled vegetable drawer • Adjustable glass shelves • Gallon-size door bin • Adjustable door bins • Dairy bin with center divider • Filter-change indicator light • Sabbath mode



*Dealers determine their own prices.



36" BUILT-IN SIDE-BY-SIDE REFRIGERATOR WITH DISPENSER

MODEL	UMRP*
ZISB360DNII	\$8,700

SPECIFICATIONS

Overall Dimensions (HxWxD)	84 in x 36 in x 25 3/4 in
Overall Cutout Dimensions (HxWxD)	84 in +/- 1/2 in x 35 1/2 in x 24 in
Flush Inset Cutout Dimensions (HxWxD)	85 in x 39 in x 26 3/16 in

FEATURES

Flush inset-capable • Advanced temperature management system with multi-shelf brushed aluminum air tower • Climate-control drawer • WiFi Connect • LED lighting • Color-matched dispenser with Proximity Sensor • GE® water filter • Deli drawer on full-extension slides • Humidity-controlled vegetable drawer • Adjustable glass shelves • Gallon-size door bin • Adjustable door bins • Dairy bin with center divider • Filter-change indicator light



SIDE-BY-SIDE STAINLESS REFRIGERATORS

DESCRIPTION	NUMBER	UMRP*
Side-by-Side Minimalist Handle Kit	ZKSS2H2CNSS	\$270
Side-by-Side Statement Handle Kit	ZKSS2H2PNSS	\$270

SIDE-BY-SIDE CUSTOM PANEL REFRIGERATORS

DESCRIPTION	NUMBER	UMRP*
Low Profile Visor Handle Trim Kit for Built-In SXS, FDBF, BF, AR/AF	ZKLN	\$550
Flush Inset Kit for Custom Panel - SxS, BM, FD, AR, AF	ZKFN	\$550
Handle Stud Kit for Mounting Monogram Handles to Custom Panel	ZKPN	\$100



*Dealers determine their own prices.

BUILT-IN SIDE-BY-SIDE REFRIGERATORS

	ZISB480DNII ZIS480NNII ZISS480DNSS ZISS480NNSS	ZISB420DNII ZIS420NNII ZISS420DNSS ZISS420NNSS	ZISB360DNII ZISS360DNSS
DISPENSER MODELS			
Total (cu. ft.)	30.1	25.5	21.2
Fresh Food (cu. ft.)	17.56	16.11	11.74
Freezer (cu. ft.)	12.53	9.43	9.43
Disappearing glass touch dispenser controls	•	•	•
Cubes, crushed ice & chilled water	•	•	•
NON-DISPENSER MODELS			
Total (cu. ft.)	29.9	25.4	
Fresh-food (cu. ft.)	17.56	16.11	
Freezer (cu. ft.)	12.30	9.28	
FRESH-FOOD FEATURES			
Upfront electronic controls with digital readouts	•	•	•
Top and pan LED lighting	•	•	•
LED light towers	•	•	•
Multi-shelf air management tower	•	•	•
Clear bins and pans	•	•	•
Climate-control drawer with express chill, thaw, select temp	•	•	•
Spillproof glass shelves	4/1 drop down	4/1 drop down	4/1 drop down
High-humidity sealed produce pan with full-extension slides	•	•	•
Adjustable sealed deli pan	•	•	•
Adjustable door bins	4	4	4
Gallon door storage bin	•	•	•
Sealed dairy compartment	•	•	•
Glass covered butter dish	•	•	•
FREEZER SECTION			
Utility baskets	2	2	2
Adjustable shelves (wire)	5	5	5
Icemaker/removable ice bin	•	•	•
Adjustable door bins	•	•	•
GENERAL FEATURES			
Overhead evaporator	•	•	•
GE Water™ filtration system	•	•	•
WiFi Connect	•	•	•
Drawers/baskets on full-extension slides	•	•	•
115 volts/20 amps	•	•	•

*Dispenser models only.





MONOGRAM UNDERCOUNTER REFRIGERATORS

Monogram’s range of undercounter refrigerators adds style, convenience and exceptional refrigeration capabilities to any indoor or outdoor space. From beverage centers and wine reserves to ice makers, bar refrigerators, fresh-food refrigerators and more, each undercounter appliance is expertly designed to provide optimum storage conditions and maximum ease of use.

MODEL NUMBER KEY

Z	D	W	R	2	4	O	N	B	S
MONOGRAM PRODUCT	CONFIGURATION					WIDTH Inches	MODEL YEAR	COLOR CODE	
	FORMAT								
D = Built-in or free-standing I = Built-in		BI = Bar refrigerator w/icemaker BC = Beverage center DI = Double-drawer refrigerator FI = Fresh-food refrigerator OD = Outdoor/indoor refrigerator WC = Wine chiller IC/IS = Ice machine					BS = Black case, stainless door SS = Stainless door II = Black case, custom panel		

ICE MAKERS



UCC15NJII



UNC15NJII

BEVERAGE CENTERS



ZDBI240HII



ZDBR240NBS

OUTDOOR/INDOOR



ZDOD240NSS

WINE RESERVES



ZDWI240HII



ZDWR240NBS

BAR REFRIGERATORS



ZIBI240HII



ZIBS240NSS



ZIDI240HII



ZIDS240NSS

FRESH-FOOD REFRIGERATORS



ZIFI240HII



ZIFS240NSS



Indicates Star-K certified.



15" BUILT-IN GOURMET CLEAR ICE MAKER

MODEL		
UCC15NJII		\$2,599

SPECIFICATIONS		
Overall Dimensions (HxWxD)	33 7/8 in x 14 7/8 in x 22 3/4 in	
Overall Cutout Dimensions (HxWxD)	35 in x 15 in x 24 in	

FEATURES	
Gourmet-style ice • Panel ready • 48 pounds of quality ice per day • Interior LED lighting • Integrated scoop • Clean indicator light • Large-capacity ice bin • Free-standing or built-in capable • Indoor or outdoor capable • Stainless steel wrapped • Optional stainless steel door kits available • Optional drain pump kit available	



15" BUILT-IN NUGGET ICE MAKER

MODEL		
UNC15NJII		\$3,199

SPECIFICATIONS		
Overall Dimensions (HxWxD)	33 7/8 in x 14 7/8 in x 22 3/4 in	
Overall Cutout Dimensions (HxWxD)	35 in x 15 in x 24 in	

FEATURES	
Nugget ice • Panel ready • 56 pounds of quality ice per day • Interior LED lighting • Integrated scoop • Clean indicator light • Large-capacity ice bin • Free-standing or built-in capable • Indoor or outdoor capable • Stainless steel wrapped • Optional stainless steel door kits available • Optional drain pump kit available	



BEVERAGE CENTER

MODEL	UMRP*
ZDBI24OHII	\$2,100

SPECIFICATIONS		
Overall Dimensions (HxWxD)	34 1/4 in x 23 3/4 in x 23 3/4 in	
Overall Cutout Dimensions (HxWxD)	34 1/2 in max - 35 in max x 23 3/4 in min x 24 in	
Flush Inset Cutout Dimensions (HxWxD)	34 1/2 in min - 35 in max x 24 3/4 in min x 24 3/4 in	

FEATURES	
Custom panel and handle required • Adjustable temperature control • Removable spillproof glass shelves • Beverage shelf on full-extension slides • Unfinished heart-of-cherry wood beverage shelf fronts • LED lighting • Reversible door swing • Flush installation • UV-resistant	



*Dealers determine their own prices.



BEVERAGE CENTER

MODEL	UMRP*
ZDBR24ONBS	\$2,100

SPECIFICATIONS		
Overall Dimensions (HxWxD)	34 1/4 in x 23 3/4 in x 23 3/4 in	
Overall Cutout Dimensions (HxWxD)	34 1/2 in max - 35 in max x 23 3/4 in min x 24 in	
Flush Inset Cutout Dimensions (HxWxD)	34 1/2 in min - 35 in max x 24 3/4 in min x 24 3/4 in	

FEATURES	
Digital touch controls • Storage convenience • Soft interior LED lighting • Convenient 24" configuration • Flush inset installation capable • Reversible door swing	





OUTDOOR/INDOOR REFRIGERATOR

MODEL	UMRP*
ZDOD240NSS	\$2,600

SPECIFICATIONS

Overall Dimensions (HxWxD)	36 1/4 in x 23 5/8 in x 23 1/2 in
Overall Cutout Dimensions (HxWxD)	34 1/2 in min - 36 1/2 in max x 23 3/4 in x 24 in

FEATURES

Stainless steel outdoor design • Stainless steel removable canopy • Digital touch controls • Spacious interior with removable spillproof glass shelves, Quick Space shelf and clear Lexan® crisper • Soft interior LED lighting



*Dealers determine their own prices.



WINE RESERVE

MODEL	UMRP*
ZDWI240HII	\$2,200

SPECIFICATIONS

Overall Dimensions (HxWxD)	34 1/4 in x 23 3/4 in x 23 3/4 in
Overall Cutout Dimensions (HxWxD)	34 1/2 in max - 35 in max x 23 3/4 in min x 24 in
Flush Inset Cutout Dimensions (HxWxD)	34 1/2 in min - 35 in max x 24 3/4 in min x 24 3/4 in

FEATURES

Custom panel and handle required • Adjustable temperature control • Red or white wine temperature setting • LED lighting • Full-extension sliding wine racks • Unfinished heart-of-cherry wood wine shelf fronts • UV-resistant • Flush installation • Reversible door swing



*Dealers determine their own prices.



WINE RESERVE

MODEL	UMRP*
ZDWR240NBS	\$2,200

SPECIFICATIONS

Overall Dimensions (HxWxD)	34 1/4 in x 23 3/4 in x 23 3/4 in
Overall Cutout Dimensions (HxWxD)	34 1/2 in max - 35 in max x 23 3/4 in min x 24 in
Flush Inset Cutout Dimensions (HxWxD)	34 1/2 in min - 35 in max x 24 3/4 in min x 24 3/4 in

FEATURES

Digital touch controls • Full-extension sliding wine racks • UV-resistant, tempered glass door • Soft interior LED lighting • UV-resistant • Convenient 24" configuration • Flush inset installation capable • Reversible door swing





BAR REFRIGERATOR WITH ICEMAKER

MODEL	UMRP*
ZIBI24OHII	\$2,200

SPECIFICATIONS

Overall Dimensions (HxWxD)	34 1/8 in x 23 5/8 in x 23 1/4 in
Overall Cutout Dimensions (HxWxD)	34 1/2 in min - 35 in max x 23 3/4 in x 24 in

FEATURES

Custom panel and handle required • Automatic icemaker on full-extension slides • Adjustable temperature control • LED lighting • Removable ice bin • Removable spillproof glass shelves • Beverage shelf on full-extension slides • Flush installation • Ice scoop



*Dealers determine their own prices.



BAR REFRIGERATOR WITH ICEMAKER

MODEL	UMRP*
ZIBS24ONSS	\$2,200

SPECIFICATIONS

Overall Dimensions (HxWxD)	34 1/8 in x 23 1/2 in x 23 3/16 in
Overall Cutout Dimensions (HxWxD)	34 1/2 in min - 35 in max x 23 3/4 in x 24 in

FEATURES

Digital touch controls • Automatic icemaker with removable ice bin • Spacious interior with removable spillproof glass shelves and full-extension wine racks • Soft interior LED lighting • Convenient 24" configuration • Flush inset installation capable



DOUBLE-DRAWER REFRIGERATOR

MODEL	UMRP*
ZIDI24OHII	\$3,000

SPECIFICATIONS

Overall Dimensions (HxWxD)	34 1/2 in x 23 3/4 in x 24 7/8 in
Overall Cutout Dimensions (HxWxD)	34 1/2 in min - 35 in max x 33 3/4 in min x 24 in
Flush Inset Cutout Dimensions (HxWxD)	34 1/2 in min - 35 in max x 33 3/4 in min x 24 in

FEATURES

Custom panel and handle required • Adjustable temperature control • Full-width LED lighting • Adjustable dividers • Fold-down shelf • Removable drawer bin • Full-extension slide-out refrigerated drawers • Flush installation



*Dealers determine their own prices.



DOUBLE-DRAWER REFRIGERATOR

MODEL	UMRP*
ZIDS24ONSS	\$3,000

SPECIFICATIONS

Overall Dimensions (HxWxD)	34 1/2 in x 23 3/4 in x 23 3/4 in
Overall Cutout Dimensions (HxWxD)	34 1/2 in min - 35 in max x 23 3/4 in min x 24 in
Flush Inset Cutout Dimensions (HxWxD)	34 1/2 in min - 35 in max x 23 3/4 in min x 24 in

FEATURES

Full-extension slide-out refrigerated drawers • Digital touch controls • Spacious interior with adjustable dividers, fold-down shelf and removable drawer bin • Soft interior LED lighting • Flush installation



MONOGRAM UNDERCOUNTER REFRIGERATORS



FRESH-FOOD REFRIGERATOR

MODEL	UMRP*
ZIFI24OHII	\$2,000

SPECIFICATIONS	
Overall Dimensions (HxWxD)	34 1/8 in x 23 5/8 in x 23 1/4 in

Overall Cutout Dimensions (HxWxD)	34 1/2 in min - 35 in max x 23 3/4 in x 24 in
-----------------------------------	---

FEATURES

Custom panel and handle required • Adjustable temperature control • Clear Lexan® crisper on full-extension slides • LED lighting • Removable spillproof glass shelves • Quick Space shelf • Flush installation • Reversible door swing



FRESH-FOOD REFRIGERATOR

MODEL	UMRP*
ZIFS24ONSS	\$2,000

SPECIFICATIONS	
Overall Dimensions (HxWxD)	34 1/8 in x 23 1/2 in x 23 3/16 in

Overall Cutout Dimensions (HxWxD)	34 1/2 in min - 35 in max x 23 3/4 in x 24 in
-----------------------------------	---

FEATURES

Digital touch controls • Spacious interior with removable spill-proof glass shelves, Quick Space shelf and clear Lexan® crisper • Soft interior LED lighting • Convenient 24" configuration • Flush inset installation capable • Reversible door swing



*Dealers determine their own prices.

MONOGRAM UNDERCOUNTER REFRIGERATORS

ICEMAKERS

DESCRIPTION	NUMBER	UMRP*
Ice Maker Drain Pump Kit	UPK3	\$650
Statement Panel Kit	ZIP85SS	\$350
Minimalist Panel Kit	ZIS85SS	\$350

BEVERAGE CENTERS & WINE RESERVES

DESCRIPTION	NUMBER	UMRP*
Statement Handle Kit	ZXGW1H1PPSS	\$160
Minimalist Handle Kit	ZXGW1H1CPSS	\$160

OUTDOOR/INDOOR, BAR & FRESH-FOOD REFRIGERATORS

DESCRIPTION	NUMBER	UMRP*
Statement Handle Kit	ZXGP1H1PPSS	\$160
Minimalist Handle Kit	ZXGP1H1CPSS	\$160

DOUBLE-DRAWER REFRIGERATORS

DESCRIPTION	NUMBER	UMRP*
Statement Handle Kit	ZXGD2H2PPSS	\$195
Minimalist Handle Kit	ZXGD2H2CPSS	\$195



*Dealers determine their own prices.

BUILT-IN ICEMAKER

	UCC15NJII	UNC15NJII
DESCRIPTION	Ice maker 15" Gourmet clear ice	Ice maker 15" Nugget ice
CAPACITY		
Storage bin capacity	26.0 lb.	26.0 lb.
Daily ice production	65.0 lb.	80.0 lb.
FEATURES		
Control type	Electronic LED	Electronic LED
Ice scoop	Yes	Yes
Interior lighting	LED	LED
Leveling system	4 leveling legs	4 leveling legs
Clean light	Yes	Yes
APPEARANCE		
Color appearance	Custom panel and handle or stainless steel door accessory required	Custom panel and handle or stainless steel door accessory required
Door swing	Reversible hinges	Reversible hinges
Handle	Custom handle or stainless steel door accessory kit required	Custom handle or stainless steel door accessory kit required
Installation	Built-in or free-standing indoor or outdoor	Built-in or free-standing indoor or outdoor
Panel capability	3/4" custom panel or accessory door kit	3/4" custom panel or accessory door kit
WEIGHTS & DIMENSIONS		
Approx shipping weight (lbs.)	115	124
Net weight (lbs.)	107	112
Depth excluding panel (in.)	22	22
Overall depth (in.)	22-3/4	22-3/4
Overall height (in.)	33-7/8	33-7/8
Overall width (in.)	14-7/8	14-7/8
POWER / RATINGS		
Volts/Hertz/Amps	110V, 60Hz, 6.5A	110V, 60Hz, 6.5A
ACCESSORIES		
Optional drain pump kit	UPK3	UPK3
Stainless steel panel required	ZIP8OSS	ZIP8OSS

CUSTOM-FRAMED WINE RESERVE AND BEVERAGE CENTER

	ZDWI240HII Wine reserve	ZDBI240HII Beverage center
CAPACITY		
Capacity (cu. ft.)	5.5	5.5
Storage	57 wine bottles	126 12-oz. cans/ 10 wine bottles
Wine racks on full-extension slides	5 full-size 2 half-size	2 half-size
Removable glass shelves		1 Quick Space 2 spillproof
GENERAL FEATURES		
LED Interior lighting	•	•
Control type	Digital	Digital
Control temperature range	40° to 65°F	40° to 65°F
Digital temperature readout	•	•
Interior color	Silver	White
Child lock-out controls	•	•
Accepts a 3/4" custom door panel frame/handle	•	•
Door swing	Reversible	Reversible
Installation options	Built-in or free-standing	Built-in or free-standing
Sealed system design	Auto cycle defrost	Auto cycle defrost
Amps @ 120 volts	2.0	2.0

OUTDOOR/INDOOR REFRIGERATOR

	ZDOD240NSS
CAPACITY	
Capacity (cu. ft.)	5.4
Storage	10 wine bottles 126 12-oz. cans 146 12-oz. cans
Removable glass shelves	1 Quick Space 2 spillproof
Beverage racks on full-extension slides	2
Operating environment	45° to 120°F
GENERAL FEATURES	
LED Interior lighting	•
Control type	Digital
Digital temperature range	34° to 45°F
Child lock-out controls	•
Door lock	2 keys
Right-hand door swing	•
Stainless steel Professional handle	•
Installation options	Built-in or free-standing
Sealed system design	Auto cycle defrost
Amps @ 120 volts	2.0

BAR REFRIGERATOR WITH ICEMAKER

	ZIBI240HII	ZIBS240NSS
CAPACITY		
Capacity (cu. ft.)	4.25	4.25
Removable spillproof glass shelves	1 full-size 2 half-size	1 full-size 2 half-size
Beverage racks on full-extension slides	1 full-size	1 full-size
Door panel	Custom panel	Stainless steel
GENERAL FEATURES		
LED Interior lighting	Auto	Auto
Control type	Digital	Digital
Control temperature range	34° to 45°F	34° to 45°F
Digital temperature readout	•	•
Child lock-out controls	•	•
Door handle	Customer supplied	Stainless steel
Right-hand door swing	•	•
Icemaker with pull-out ice bin on full-extension slides	•	•
Installation options	Built-in or free-standing	Built-in or free-standing
Sealed system design	Automatic frost free	Automatic frost free
Amps @ 120 volts	2.0	2.0

STAINLESS STEEL WINE RESERVE AND BEVERAGE CENTER

	ZDWR240NBS Wine Reserve	ZDBR240NBS Beverage Center
CAPACITY		
Capacity (cu. ft.)	5.5	5.5
Storage	57 wine bottles	126 12-oz. cans/10 wine bottles
Removable glass shelves	3 spillproof	1 Quick Space, 2 spillproof
Beverage/wine racks on full-extension slides	5 full-size, 2 half-size	2 half-size
GENERAL FEATURES		
Tempered, UV-resistant glass door	•	•
LED interior lighting	•	•
Control type	Digital	Digital
Control temperature range	40° to 65°F	40° to 65°F
Digital temperature readout	•	•
Child lock-out controls	•	•
Stainless steel tubular handles/brushed trim	•	•
Installation options	Built-in or free-standing	Built-in or free-standing
Door swing	Reversible	Reversible
Sealed system design	Auto cycle defrost	Auto cycle defrost
Amps @ 120 volts	2.0	2.0

DOUBLE-DRAWER REFRIGERATORS

	ZIDI240HII	ZIDS240NSS
CAPACITY		
Capacity (cu. ft.)	5.0	5.0
Drawers on full-extension slides	2	2
Top drawer	72 12-oz. cans	72 12-oz. cans
Bottom drawer	8 2-liter bottles	8 2-liter bottles
Door panels	Custom panel	Stainless steel
GENERAL FEATURES		
Interior lighting	Brilliant white full-width LED	Brilliant white full-width LED
Control type	Digital	Digital
Control temperature range	34° to 45°F	34° to 45°F
Digital temperature readout	•	•
Child lock-out controls	•	•
Door handle	Customer supplied	Stainless steel
Top drawer features	2 movable dividers, fold-down shelf	2 movable dividers, fold-down shelf
Bottom drawer features	Clear Lexan® removable bin	Clear Lexan removable bin
Installation options	Built-in only	Built-in only
Sealed system design	Auto cycle defrost	Auto cycle defrost
Amps @ 120 volts	2.0	2.0

FRESH-FOOD REFRIGERATORS

	ZIFI240HII	ZIFS240NSS
CAPACITY		
Capacity (cu. ft.)	5.4	5.4
Removable	1 Quick Space	1 Quick Space
Glass shelves	2 spillproof	2 spillproof
Clear LEXAN® vegetable bin	1	1
Crisper on full-extension slides	•	•
Door panel	Custom panel	Stainless steel
GENERAL FEATURES		
LED Interior lighting	•	•
Control type	Digital	Digital
Control temperature range	34° to 45°F	34° to 45°F
Digital temperature readout	•	•
Child lock-out controls	•	•
Door handle	Customer supplied	Stainless steel
Reversible door swing	•	•
Sealed system design	Auto cycle defrost	Auto cycle defrost
Installation options	Built-in or free-standing	Built-in or free-standing
Amps @ 120 volts	2.0	2.0



MONOGRAM DISHWASHERS & COMPACTORS

Expertly engineered, Monogram dishwashers and compactors deliver unparalleled performance. The dishwashers offer an advanced wash system, an adjustable third rack, whisper-quiet operation—and more. The large-capacity compactors have plenty of room for waste items or recyclables, while the 1/3 HP motor provides exceptional compacting power.

MODEL NUMBER KEY

Z	D	T	9	7	5	S	P	N	S	S
MONOGRAM PRODUCT	CONFIGURATION BD/DT = Dishwasher CG = Compactor		FEATURE PACKAGE OR WIDTH Higher number generally denotes more features			COLLECTION SS = Minimalist SP = Statement SI = Custom panel		MODEL YEAR	EXTERIOR COLORS SS = Stainless II = Custom panel	

FULLY INTEGRATED DISHWASHERS

ZDT985SPNSS	ZDT985SSNSS	ZDT985SINIII	ZDT925SPNSS	ZDT925SSNSS	ZDT925SINIII

18" DISHWASHER

ZDT165SINIII

UNIVERSAL 15" BUILT-IN COMPACTORS

UCG1510NII	UCG1520NSS

- UL-listed.
- Indicates CSA certification for Canada and the U.S.
- Indicates ADA compliance.





FULLY INTEGRATED DISHWASHER

MODEL	UMRP*
ZDT985SPNSS	\$2,250

SPECIFICATIONS	
Overall Dimensions (WxHxD)	23 3/4 in x 34 in x 24 in
Overall Cutout Dimensions (WxH)	24 in x 33 1/2 min - 34 3/4 max in

FEATURES
Advanced wash system • Full-extension, adjustable third rack with premium slides • 39 dBA • Piranha™ hard-food disposer • Deep Clean Silverware Jets • Bottle Jets • LED lighting • Statement handle



FULLY INTEGRATED DISHWASHER

MODEL	UMRP*
ZDT985SSNSS	\$2,250

SPECIFICATIONS	
Overall Dimensions (WxHxD)	23 3/4 in x 34 in x 24 in
Overall Cutout Dimensions (WxH)	24 in x 33 1/2 min - 34 3/4 max in

FEATURES
Advanced wash system • Full-extension, adjustable third rack with premium slides • 39 dBA • Piranha hard-food disposer • Deep Clean Silverware Jets • Bottle Jets • LED lighting • Minimalist handle



FULLY INTEGRATED DISHWASHER

MODEL	UMRP*
ZDT985SINII	\$2,150

SPECIFICATIONS	
Overall Dimensions (WxHxD)	23 3/4 in x 34 in x 24 in
Overall Cutout Dimensions (WxH)	24 in x 33 1/2 min - 34 3/4 max in

FEATURES
Advanced wash system • Full-extension, adjustable third rack with premium slides • 39 dBA • Piranha™ hard-food disposer • Deep Clean Silverware Jets • Bottle Jets • LED lighting • Flush installation capability





FULLY INTEGRATED DISHWASHER

MODEL	UMRP*
ZDT925SPNSS	\$1,950

SPECIFICATIONS	
Overall Dimensions (WxHxD)	23 3/4 in x 34 in x 24 in
Overall Cutout Dimensions (WxH)	24 in x 33 1/2 min - 34 3/4 max in

FEATURES
Advanced wash system • Third Rack • 42 dBA • LED lighting • Piranha™ hard-food disposer • Deep Clean Silverware Jets • Bottle Jets • Cabinet-depth installation • Statement handle



FULLY INTEGRATED DISHWASHER

MODEL	UMRP*
ZDT925SSNSS	\$1,950

SPECIFICATIONS	
Overall Dimensions (WxHxD)	23 3/4 in x 34 in x 24 in
Overall Cutout Dimensions (WxH)	24 in x 33 1/2 min - 34 3/4 max in

FEATURES
Advanced wash system • Third Rack • 42 dBA • LED lighting • Piranha hard-food disposer • Deep Clean Silverware Jets • Bottle Jets • Cabinet-depth installation • Minimalist handle



FULLY INTEGRATED DISHWASHER

MODEL	UMRP*
ZDT925SINII	\$1,850

SPECIFICATIONS	
Overall Dimensions (WxHxD)	23 3/4 in x 34 in x 24 in
Overall Cutout Dimensions (WxH)	24 in x 33 1/2 min - 34 3/4 max in

FEATURES
Advanced wash system • Third Rack • 42 dBA • Piranha™ hard-food disposer • LED lighting • Deep Clean Silverware Jets • Bottle Jets • Cabinet depth installation



18" DISHWASHER

MODEL	UMRP*
ZDT165SILII	\$1,400

SPECIFICATIONS	
Overall Dimensions (WxHxD)	18 in x 32 3/8 in x 23 in
Overall Cutout Dimensions (WxH)	17 3/4 min - 18 max in x 32 1/2 min - 34 3/4 max in

FEATURES
Custom panel model • Hidden, integrated electronic controls • Auto Sense, three-level wash system • Nylon gray racks with ball-tipped tines • Piranha hard-food disposer • 46 dBA





UNIVERSAL 15" BUILT-IN COMPACTOR

MODEL		
UCG1510NII		\$1,049*
SPECIFICATIONS		
Overall Dimensions (WxHxD)	14 7/8 in x 35 in x 24 in	
Overall Cutout Dimensions (WxHxD)	15 in x 34 1/4 in x 24 in	

FEATURES

Hidden controls • Built-in only • 1.4 cu. ft. capacity • 1/3 HP motor • Removable key lock • Removable drawer • Automatic anti-jam • Toe pedal opener • Rear wheels



UNIVERSAL 15" BUILT-IN COMPACTOR

MODEL		
UCG1520NSS		\$1,049*
SPECIFICATIONS		
Overall Dimensions (WxHxD)	14 7/8 in x 35 in x 24 in	
Overall Cutout Dimensions (WxHxD)	15 in x 34 1/4 in x 24 in	

FEATURES

Hidden controls • Built-in only • 1.4 cu. ft. capacity • 1/3 HP motor • Removable key lock • Removable drawer • Automatic anti-jam • Toe pedal opener • Rear wheels



24" DISHWASHERS

	ZDT985SSNSS ZDT985SPNSS ZDT985SINI*	ZDT925SSNSS ZDT925SPNSS ZDT925SINI*
CYCLES AND OPTIONS		
Auto Sense	•	•
Heavy Wash	•	•
Normal Wash	•	•
Light Wash	•	•
Rinse	•	•
Express	•	
eWash	•	
Delay Start 1-12 Hr.	•	•
Pre Soak	•	•
ENERGY STAR® certified	•	•
Child Lock	•	•
Wash Temp Boost	•	•
Sani (NSF Certified)	•	•
Power Dry	•	•
Max Power Dry	•	•
Wash Zone Upper Only	•	•
Wash Zone Lower Only	•	•
WiFi Connect	•	•
Start/Reset	•	•
Bottle Wash	•	•
Sabbath/Door Wake Up Mode	•	•
WASH SYSTEM		
Clean sensor	•	•
Variable-speed dual pumps	•	•
Filter system	100% Filtration and removable filter	100% Filtration and removable filter
Hard-food disposer	Piranha™	Piranha
3rd rack cutlery tray	Split tray on glides	•
140-spray jet wash system	•	•
CONTROLS		
Top controls	Electronic tactile buttons	Electronic tactile buttons
Delay start	•	•
Cycle status indicator	•	•
Rinse Aid dispenser	Adjustable	Adjustable
Last Cycle Memory	•	•
LCD control display	Cycle status bar on door	Cycle status
Audible End-of-Cycle signal	•	•
Interior tub lights	LED	LED
TUB		
Stainless steel interior	•	•
Nylon upper racks	Adjustable with fold-down tines	Adjustable with fold-down tines
Nylon lower rack	With fold-down tines	With fold-down tines
Bitumen tub wrap	•	•
Sound DBA	39 dBA	42 dBA
Custom panel ready	24 in. depth	24 in. depth

*Requires custom wood panel and handle

18" DISHWASHER

	ZDT165SIPI
CYCLES AND OPTIONS	
Auto Sense	•
Heavy Wash	•
Normal Wash	•
Light Wash	•
Delay Start 1-12 Hr.	•
Child lock	•
Wash temp boost	•
Sani (NSF Certified)	•
Start/Reset	•
WASH SYSTEM	
Clean sensor	•
Variable-speed dual pumps	•
Filter system	3-stage manual clean filtration
Hard-food disposer	Piranha
CONTROLS	
Top controls	•
Cycle status indicator	•
Rinse Aid dispenser	•
Last cycle display	•
Audible end-of-cycle signal	•
TUB	
Stainless steel interior	•
Nylon upper racks	•
Nylon lower rack	•
Sound DBA	46
Custom panel ready	•
WEIGHTS & DIMENSIONS	
Height w/legs retracted - minimum height (in inches)	32 3/8
Overall WxHxD (in inches)	18 x 32 3/8 x 23
Cabinet width (in inches)	18
Height w/ legs extended - maximum height (in inches)	34 5/8
Net weight (lbs.)	71
CERTIFICATIONS	
Claims & Certifications	ADA compliant

15" BUILT-IN COMPACTORS

	UCG1520NSS UCG1510NII
FEATURES	
1/3 HP motor	•
Automatic anti-jamming	•
Slide-out compactor drawer	•
Foot pedal opening and start	•
Large capacity	1.4 cu. ft.
Accepts 3/4 in. custom panel and handle	•
GENERAL FEATURES	
Approx. shipping weight (lbs.)	141

LIMITED WARRANTY INFORMATION

(SEE WRITTEN WARRANTY FOR COMPLETE DETAILS)



The condensed list below is a convenient overview of the written warranties offered on various Monogram appliances described in this document for products manufactured on or after January 1, 2006. For complete warranty details on a specific Monogram model, visit Monogram.com or contact your nearest Monogram reseller, or call Monogram Factory Service, toll-free, 800-432-2737.

PRO RANGE

FOR THE PERIOD OF	MONOGRAM WILL REPLACE
Limited two-year warranty	For two years from date of original purchase, we will provide, free of charge, parts and service labor in your home to repair or replace any part of the appliance that fails because of a manufacturing defect.
Limited five-year warranty	For five years from the date of original purchase, we will provide, free of charge, replacement gas surface burners if they fail in normal household use. (The grill, griddle and oven burners are not included.) You pay for the service trip to your home and all service labor charges.
Limited lifetime warranty	For the lifetime of the gray porcelain enamel oven racks, we will provide, free of charge, replacement racks if they fail in normal household use. You pay for the service trip to your home and all service labor charges.

RANGETOP & COOKTOPS

FOR THE PERIOD OF	MONOGRAM WILL REPLACE
Limited two-year warranty	For two years from date of original purchase, we will provide, free of charge, parts and service labor in your home to repair or replace any part of the appliance that fails because of a manufacturing defect.
Limited five-year warranty	For five years from the date of original purchase, we will provide, free of charge, replacement gas surface burners if they fail in normal household use. (The grill and griddle are not included.) You pay for the service trip to your home and all service labor charges.

WALL OVENS

FOR THE PERIOD OF	MONOGRAM WILL REPLACE
Limited two-year warranty	For two years from date of original purchase, we will provide, free of charge, parts and service labor in your home to repair or replace any part of the appliance that fails because of a manufacturing defect.

ADVANTIUMS

FOR THE PERIOD OF	MONOGRAM WILL REPLACE
Limited two-year warranty	Any part of the oven which fails due to a defect in materials or workmanship. During this limited two-year warranty, Monogram will also provide, free of charge, all labor and related service costs to replace the defective part.
Limited five-year warranty	The magnetron tube, if the magnetron tube fails due to a defect in materials or workmanship. During this five-year limited warranty, you will be responsible for any labor or in-home service costs.

MICROWAVES

FOR THE PERIOD OF	MONOGRAM WILL REPLACE
Limited two-year warranty	For two years from the date of the original purchase, Monogram will replace any part of the microwave oven which fails due to a defect in materials or workmanship. During this limited two-year warranty, Monogram will also provide, free of charge, all labor and related service to replace the defective part.
Limited third through fifth-year warranty	For the third through fifth years from the date of the original purchase, Monogram will replace the magnetron tube, if the magnetron tube fails due to a defect in materials or workmanship. During this third through fifth-year limited warranty, you will be responsible for any labor or in-home service costs.

HOODS

FOR THE PERIOD OF	MONOGRAM WILL REPLACE
Limited two-year warranty	For two years from date of original purchase, we will provide, free of charge, parts and service labor in your home to repair or replace any part of the unit that fails because of a manufacturing defect.

WARMING DRAWER

FOR THE PERIOD OF	MONOGRAM WILL REPLACE
Limited two-year warranty	Any part of the warming drawer which fails due to a defect in materials or workmanship. During this limited two-year warranty, Monogram will provide, free of charge, all labor and in-home service to replace the defective part.

HEARTH OVEN

FOR THE PERIOD OF	MONOGRAM WILL REPLACE
Limited two-year warranty	For two years from date of original purchase, we will provide, free of charge, parts and service labor in your home to repair or replace any part of the oven that fails because of a manufacturing defect.

REFRIGERATION

FOR THE PERIOD OF	MONOGRAM WILL REPLACE
Limited two-year warranty	For two years from date of original purchase, we will provide, free of charge, parts and service labor in your home to repair or replace and part of the refrigerator or freezer that fails because of a manufacturing defect.
Limited five-year warranty	For five years from date of original purchase, we will provide, free of charge, parts and service labor in your home to repair or replace any part of the sealed refrigerating system (the compressor, condenser, evaporator and all connecting tubing) that fails because of a manufacturing defect.
Limited additional sixth-through twelfth-year warranty on the sealed system	For the sixth through twelfth year from the date of the original purchase, we will provide, free of charge, replacement parts for any part of the sealed refrigerating system (the compressor, condenser, evaporator and all connecting tubing) that fails because of a manufacturing defect. You pay for the service trip to your home and for service labor charges.
Limited thirty-day warranty on water filter cartridge (Water filter, if included)	From the date of the original purchase we will provide, free of charge, replacement parts for any part of the water filter cartridge that fails because of a manufacturing defect. During this limited thirty-day warranty, we will also provide, free of charge, a replacement water filter cartridge.

UNDERCOUNTER

FOR THE PERIOD OF	MONOGRAM WILL REPLACE
Limited two-year warranty	For two years from date of original purchase, we will provide, free of charge, parts and service labor in your home to repair or replace any part of the unit that fails because of a manufacturing defect.
Limited third through fifth-year warranty	For the third through fifth years from date of original purchase, we will provide, free of charge, parts and service labor in your home to repair or replace any part of the sealed refrigerating system (the compressor, condenser, evaporator and all connecting tubing) that fails because of a manufacturing defect.

ICEMAKERS

FOR THE PERIOD OF	MONOGRAM WILL REPLACE
One Year Warranty	Any part of the ice machine which fails due to a defect in materials or workmanship. During the limited one-year warranty, GE Appliances will also provide, free of charge, all labor and related service to replace the defective part.
Five Year Warranty	Any part of the sealed refrigeration system During the limited five-year sealed refrigerating system warranty, GE Appliances will also provide, free of charge, all labor and related service to replace the defective part in the sealed refrigerating system.

DISHWASHER

FOR THE PERIOD OF	MONOGRAM WILL REPLACE
Limited two-year warranty	Any part of the dishwasher which fails due to a defect in materials or workmanship. During this limited two-year warranty, Monogram will also provide, free of charge, all labor and in-home service to replace the defective part.
Three to Five Year Warranty	The dishwasher rack and/or the electronic control module, if these should fail due to a defect in materials or workmanship. During this three to five year limited warranty, you will be responsible for any labor or in-home service costs.
Limited lifetime warranty	The stainless steel tub or door liner, if it fails to contain water due to a defect in materials or workmanship. During this limited lifetime warranty, Monogram will also provide, free of charge, all labor and in-home service to replace the defective part.

EXCLUSION OF IMPLIED WARRANTIES – Your sole and exclusive remedy is product repair as provided in this Limited Warranty. Any implied warranties, including the implied warranties of merchant-ability or fitness for a particular purpose, are limited to one year or the shortest period allowed by law.

This warranty is extended to the original purchaser and any succeeding owner for products purchased for home use within the USA. In Alaska, the One-Year Warranty excludes the cost of shipping, or service calls to your home. Some states do not allow the exclusion or limitation of incidental or consequential damages. This warranty gives you specific legal rights, and you may also have other rights which vary from state to state. To know what your legal rights are, consult your local or state consumer affairs office or your state's Attorney General.



M O N O G R A M . C O M



MONOGRAM™

ELEVATE EVERYTHING