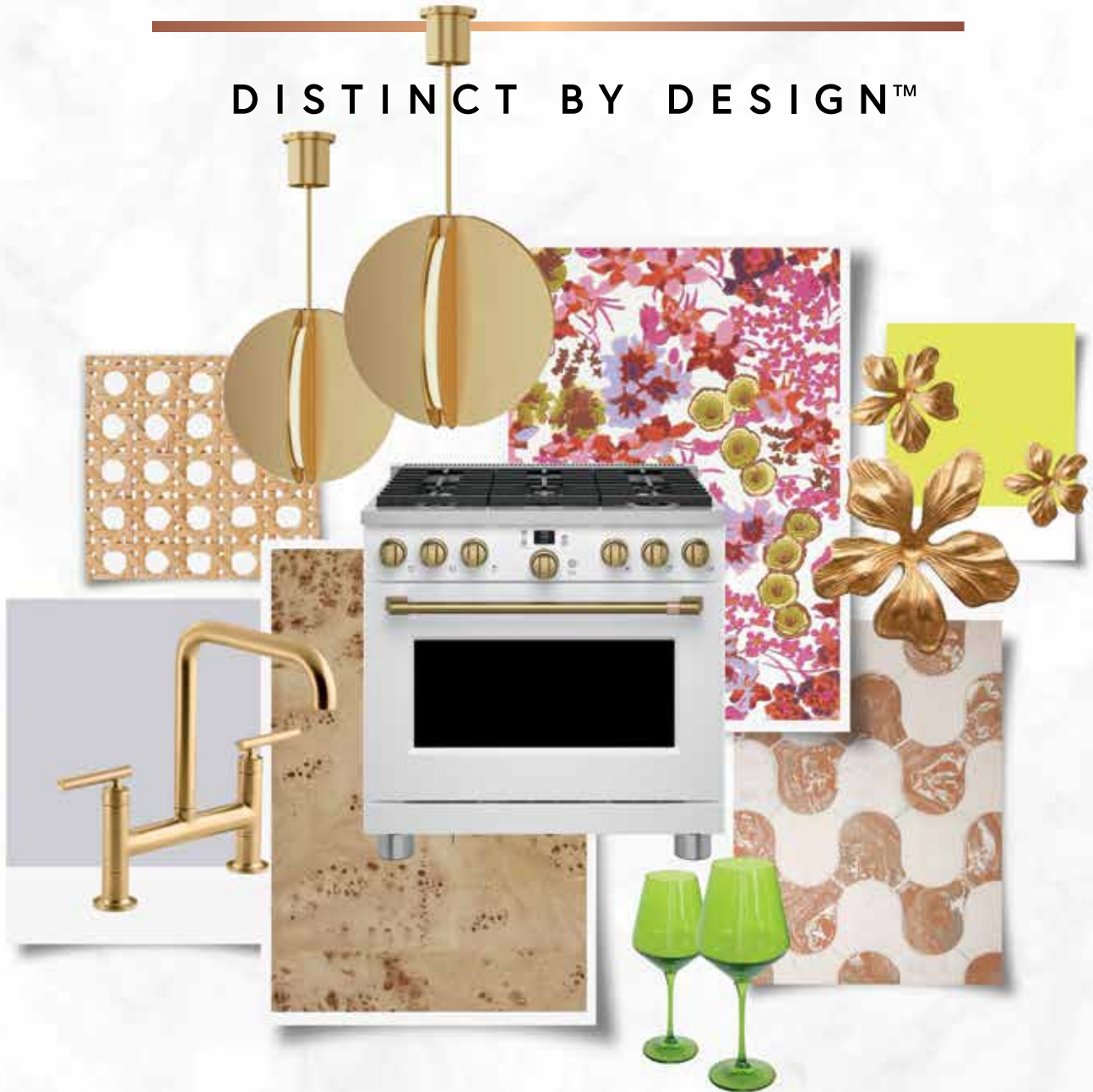


# CAFÉ

DISTINCT BY DESIGN™



3

Introduction

4

Meet the Designer

6

Customizable Professional Collection

7

The Modern Glass Collection

8

Matte Black

12

Matte White

16

Stainless Steel

20

Modern Glass

22

Complete the Look

30

Café & Kohler

31

Model Selection Guide & Hardware Customization Guide

Table of Contents



Meet the Designer:

*TK Wismer,*

Café Creative Director

At KBIS 2024 we're bringing Spring/Summer and Fall/Winter fashion trends to life in runway worthy looks that disrupt all expectations of a traditional kitchen design. We're focused on self-expression and authentic personal style and invite you to discover creative possibilities of attainable customization in kitchen appliances often only found in high end luxury.

## It's time appliances had a personality. **Yours.**

Growing trends call for a forward-thinking approach to appliances – one that rethinks the use of materials. That's why Café™ offers a collection of modern kitchen appliance finishes that create a canvas to convey your unique style: Matte Black, Matte White, Stainless Steel, or Platinum Glass. And, our distinct line of customizable hardware options can complete your look with accents that truly distinguish your kitchen aesthetic.

Meet the Designer:

# Isabel Ladd

As a self-proclaimed maximalist designer, Isabel Ladd loves to layer gorgeous colors and patterns to create rooms with depth and character. After attending fashion school and working in the Los Angeles fashion scene, she transitioned her love of textiles into a passion for interior design – opening her own company, Isabel Ladd Interiors, based in Kentucky.

## Isabel's Top 3

HOME DESIGN PHILOSOPHIES ARE:

- 1 **More is more; less is a bore.**
- 2 Beige is *NOT* a color.
- 3 And, above all, **mix don't match.**



Shop  
Isabel's Kitchen



“ I passionately believe that your home should be a reflection of who you are now. And it doesn't have to be permanent. You can paint later; you can wallpaper later as your desires change. And that's just a huge takeaway. If I were to teach anybody anything, it's that design doesn't have to be done. ”



4-Door French-Door Refrigerator in Matte Black with Brushed Brass Hardware & Kohler Faucet



Dual Fuel Commercial-Style Range in Emerald Green with Brushed Brass Hardware



Express Finish Toaster in Matte Black

# Express Your Style

Interchangeable knob and handle kits pair with bold appliance finishes for a look that's *uniquely yours*.




Matte Black with Flat Black Hardware



Stainless Steel with Brushed Stainless Hardware



Matte White with Brushed Brass Hardware



# Modern Appeal

A reflective glass finish and angular, modern lines pair together for a contemporary look you won't find anywhere else.



Platinum Glass



Customizable Professional Collection

Modern Glass Collection

# *the* Black Tie Affair *kitchen*

*Featured in  
Matte Black  
with Flat Black  
Hardware*

This aesthetic brings the runway to your kitchen with bold, high-fashion details. Inspired by the vibrant gowns of the elite, deep orange and beetroot tones pop against the dramatic black backdrop for an extra dose of drama.

28.7 Cu. Ft. Smart 4-Door  
French-Door Refrigerator with  
Dual-Dispense AutoFill Pitcher  
*CGE29DP3TD1*

Flat Black Refrigerator Handle Kit  
*CXQB4H4PNFB*


30" Smart French-Door,  
Double Wall Oven with Convection  
*CTD90FP3MD1*

Flat Black Oven Handle Kit  
*CXWDFHKPMFB*

48" Smart Dual-Fuel Commercial-Style  
Range with 6 Burners and Griddle  
*C2Y486P3TD1*

Flat Black Range Handle Kit  
*CXPR8HKPTFB*

Complete the  
look with  
**KOHLER**



# Black Tie Affair with Flat Black

Create a bold new look in your kitchen with unique black finishes from Café and Kohler.



Café Matte Black & Flat Black  
x KOHLER Matte Black

**Brass & Black**  
Inspired by the runway at NYFW

As seen in Vogue

## Matte Black



Café™ 36" Smart Commercial-Style Range with 6 Burners, available in All-Gas and Dual-Fuel models

Model #C2Y366P3TD1

This Café commercial-style range is inspired by professional kitchens.

NEW! DUAL-DISPENSE  
AUTOFILL PITCHER



Café™ 28.7 Cu. Ft. Smart 4-Door French-Door Refrigerator With Dual-Dispense AutoFill Pitcher

Model #CGE29DP3TD1

This Café refrigerator has a Dual-Dispense Autofill Pitcher on the inside. Enjoy chilled, delicious water anytime with a pitcher that automatically refills when placed on its docking station.



Café™ Stainless Interior Dishwasher with Ultra Wash & Dual Convection Dry

Model #CDT875P3ND1

This unit features a comprehensive wash system with over 90 jets and a premium drying system.

## Flat Black



Café™ 36" Handle & Knob Set for Pro Range and Rangetop

Model #CXPR6HKPTFB



Café™ Refrigeration Handle Kit

Model #CXMB3H3PNFB



Café™ Dishwasher Handle Kit

Model #CXADTH1PMFB

## Matte Black



KOHLER Crue® Kitchen Faucet

A contemporary collection paired with thoughtful technology that adapts to any kitchen design.

Model #K-22972-BL



KOHLER Purist® Pendant

The sleek lines and modern design of Purist lighting complement contemporary home decor.

Model #K-27265-PE02-BLL

# the Cabana Club Couture kitchen

*Featured in  
Matte White with  
Brushed Brass  
Hardware*

This beautiful, light kitchen will have you booking your next sunny getaway. Inspired by vintage art deco travel posters, tropical hues, bold textures, and lively patterns pop against the clean white backdrop for a vibrantly bright aesthetic.

28.7 Cu. Ft. Smart 4-Door French-Door Refrigerator With Dual-Dispense AutoFill Pitcher  
*CGE29DP4TW2*

Brushed Brass Refrigerator Handle Kit  
*CXQB4H4PNCG*

36" Smart Dual-Fuel Commercial-Style Range with 6 Burners  
*C2Y366P4TW2*

Brushed Brass Range Handle Kit  
*CXPR6HKPTCG*

Wine/Beverage Center  
*CCP06DP4W2*

Brushed Brass Wine/Beverage Handle Kit  
*CXQW1H1PPCG*

Complete the look with  
**KOHLER**



“We already know Matte White works in a neutral palette, but I wanted to show people how striking the finish could be when used in a bolder design.”



T.K. Wismer  
Creative Director, CAFÈ

# Cabana Couture with Brushed Brass

Express your unique style with distinct brass finishes from Café and Kohler.



**Brass & Black**  
Inspired by the runway at NYFW

*As seen in Vogue*

*Café Matte White & Brushed Brass  
x KOHLER Vibrant Brushed Moderne Brass*



## Matte White



Café™ 36" Smart Commercial-Style Range with 6 Burners, available in All-Gas and Dual-Fuel models

Model #C2Y366P4TW2

This Café commercial-style range is inspired by professional kitchens.

*NEW! DUAL-DISPENSE  
AUTOFILL PITCHER*



Café™ 28.7 Cu. Ft. Smart 4-Door French-Door Refrigerator With Dual-Dispense AutoFill Pitcher

Model #CGE29DP4TW2

This Café refrigerator has a Dual-Dispense Autofill Pitcher on the inside. Enjoy chilled, delicious water anytime with a pitcher that automatically refills when placed on its docking station.



Café™ Stainless Interior Dishwasher with Ultra Wash & Dual Convection Dry

Model #CDT875P4NW2

This unit features a comprehensive wash system with over 90 jets and a premium drying system.

## Brushed Brass



Café™ 36" Handle & Knob Set for Pro Range and Rangetop

Model #CXPR6HKPTCG



Café™ Refrigeration Handle Kit

Model #CXQB4H4PNCG



Café™ Dishwasher Handle Kit

Model #CXADTH1PMCG

## Vibrant Brushed Moderne Brass



KOHLER Tone® Kitchen Faucet

With clean lines and a soft teardrop base, the warm minimalist style of the Tone kitchen faucet collection makes for a perfect fit in any space.

Model #K-23766-2MB



KOHLER Tone® Pendant

The Tone pendant delivers a fresh take on mid-century modern style.

Model #K-31771-PE01-BML



# *the* Earthen Essence *kitchen*

*Featured in  
Stainless Steel with  
Brushed Bronze  
Hardware*

Earth-toned neutrals warm this kitchen while vibrant shocks of color inject a playful pop of interest. Metallics lean stainless and bronze, harmonizing with the sustainable material of cork for a desert-inspired decor.



Creating  
*a mood*  
is also  
about what  
people  
*hear, taste*  
& *feel.*

---

Stainless Steel  
Interior Dishwasher  
*CDT845P2NS1*

Beverage Center  
*CCP06BP2PS1*

30" Smart Slide-In, Front-Control,  
Radiant and Convection Range  
*CES700P2MS1*



# Timeless Sheen with Stainless Steel

Create a gleaming, streamlined kitchen with classic stainless finishes from Café and Kohler.



*Café Stainless Steel & Brushed Stainless  
x KOHLER Polished Chrome*

## Stainless Steel



Café™ 30" Smart Slide-In, Front-Control, Radiant and Convection Range

Model #C2Y366P4TW2



Café™ 36" Integrated Bottom-Freezer Refrigerator

Model #CIC36LP2VS1



Café™ Beverage Center

Model #CCP06BP2PS1

## Brushed Bronze



Café™ 30" Handle & Knob Set for Pro Range and Rangetop

Model #CXPR6HKPTBZ



Café™ Refrigeration Handle Kit

Model #CXSB2H2PPBZ



Café™ Beverage Center Handle Kit

Model #CXQW1H1PPBZ

## Stainless Steel



KOHLER Purist® Semi-Professional Kitchen Faucet

Simple architectural forms combine with sensual design lines to create an archetype of modern, minimalist style.

Model #K-24982-CP



Café™ BELLISSIMO Semi Automatic Espresso Machine + Frother

Model #C7CESAS2RS3

*\*Café Stainless Steel models come pre-installed with Brushed Stainless hardware.*



*Featured  
in  
Platinum  
Glass*

# *the* Modern Glass *kitchen*

This kitchen exudes style with its clean lines, integrated design and appliances with a glass overlay finish. The color story is revealed through chalky pastels and skin-tone shades that complement the marble countertop and backsplash.

Stainless Steel  
Interior Dishwasher  
*CDT875M5NS5*

36" Touch-Control  
Electric Cooktop  
*CEP90362TSS*

27.8 Cu. Ft. Smart 4-Door French-Door  
Refrigerator in Platinum Glass  
*CVE28DM5NS5*

# Choose *your* Brew

**SPECIALTY GRIND AND BREW COFFEE MAKER:**  
Freshest single cup



- 1. Save space with a compact, stylish design.
- 2. 72 oz. Removable Water Reservoir for simple refilling.
- 3. Internal Water Filter for the freshest brew.
- 4. WiFi enabled for access anywhere.
- 5. Adjustable Burr Grinder with 6 settings.
- 6. Accommodates whole bean or fresh ground coffee.
- 7. Gold Cup Standard SCA Certified Coffee.
- 8. Brew a single serving or an entire carafe.



**SPECIALTY DRIP COFFEE MAKER:**  
Four SCA certified brew modes



**BELLISSIMO SEMI-AUTOMATIC ESPRESSO MACHINE + FROTHER**  
Statement drinks made by you



**AFFETTO AUTOMATIC ESPRESSO MACHINE + FROTHER**  
Extra style, extra caffeine

## Complete the Look



Café™ Couture™ Oven with Air Fry  
C9OAAAS4R



Express Finish Toaster  
C9TMA2S4PW3

PERFECTLY DESIGNED  
TO COMPLEMENT YOUR  
CAFÉ KITCHEN.

Countertop Appliances Available in



Stainless Steel



Matte White



Matte Black

CAFÉ COOKING APPLIANCES

# More Than Meets the Eye

HIGH-PERFORMANCE RANGES HELP YOU COOK AND LOOK LIKE THE PROS.



## Caterer Oven

Fits a full-size catering pan and has one Smooth-Glide extension rack and two enamel-coated flat racks.

## Voice Control

Use the power of your voice to change temperatures, control power settings and even open the oven hands-free.

## SmartHQ™

Enjoy total control in the kitchen and beyond via our free SmartHQ™ app and your smart device.

## Over-the-Air Updates

Our downloadable software upgrades deliver new cooking modes, such as Air Fry cooking and more, to add to your culinary repertoire.



## Precision Temperature Probe

An innovative temperature probe helps you achieve the perfect level of doneness for oven favorites.



## Air Fry

Cook healthier, crispier versions of your favorite foods in less time, with no preheating required.

## Guided Cooking

With step-by-step instructions synced to embedded culinary sensors in your pots and pans, every course can be a masterpiece.



## Inspiral Burner™

This industry-exclusive burner offers increased heat efficiency and more even heating of cookware.



### Dual-Dispense AutoFill Pitcher

Enjoy chilled, delicious water anytime with a pitcher that automatically refills when placed on its docking station. Two curated pouring options give you quick access to filtered water.

### LED Light Wall

Uniform light spans the back wall of the refrigerator, so every item is easy to find.

### Convertible Drawer with Glass Dividers

This clean, aesthetic storage solution allows for simplified organization.

### Convertible Drawer with Soft Freeze

An adjustable temperature drawer offers five customized temperature settings ranging from 23°F to 42°F.



MODERN REFRIGERATORS THAT  
**Make a Statement  
in Your Kitchen**


CAFÉ CUSTOMFIT DISHWASHERS

# A Place for Everything.



## TUMBLERS. BLENDER BLADES. EXPENSIVE STEMWARE.

Café's new CustomFit Dishwashers offer the ultimate flexibility for all your favorite items with the style and performance you expect from Café.



### CustomFit Top Rack with UltraWash™

Load your way in this adjustable top rack that slides to accommodate taller items below and features a zone with powerful jets to target stuck-on food.

### CustomFit Basket with UltraWash™

Accommodate more in this flexible basket with dedicated wash jets – designed to delicately clean all your silverware, tall stemware and reusable straws to a sparkling clean.



### CustomFit Lid Caddy

Designed to hold lids and blender blades at the perfect position for cleaning, this Lid Caddy restricts water from pooling, so pieces come out clean and dry.

# CAFÉ + KOHLER

TWO BOLD BRANDS. ONE DISTINCT LOOK.

Café continues to set trends with curated finishes inspired by the runway.

Now Café joins design forces with iconic brand KOHLER to bring complementary hardware finishes to the kitchen space, so you can reflect your unique style.

Together these brands are bold thought leaders in design that power self-expression.



CAFÉ  
BRUSHED STAINLESS



KOHLER PURIST  
SEMI-PROFESSIONAL  
KITCHEN FAUCET  
VIBRANT STAINLESS



CAFÉ  
FLAT BLACK



KOHLER CRUE  
KITCHEN FAUCET  
MATTE BLACK



CAFÉ  
BRUSHED BRONZE



KOHLER VIBRANT  
KITCHEN FAUCET  
BRUSHED BRONZE



CAFÉ  
BRUSHED BRASS



KOHLER TONE  
KITCHEN FAUCET  
VIBRANT BRUSHED  
MODERN BRASS

## THE MODEL Selection Guide

	Stainless	Matte White	Matte Black	Platinum Glass
<b>BOTTOM- FREEZER REFRIGERATION</b>				
19 CU. FT. 33" COUNTER-DEPTH REFRIGERATOR, INTERNAL DISPENSER	CWE19SP2NS1	CWE19SP4NW2	CWE19SP3ND1	
22 CU. FT. 4-DOOR COUNTER-DEPTH REFRIGERATOR	CXE22DP2PS1	CXE22DP4PW2	CXE22DP3PD1	CXE22DM5PS5
22 CU. FT. COUNTER-DEPTH REFRIGERATOR, EXTERNAL ICE & WATER	CYE22TP2MS1	CYE22TP4MW2	CYE22TP3MD1	
22 CU. FT. COUNTER-DEPTH REFRIGERATOR, EXTERNAL ICE & WATER, KEURIG K CUP	CYE22UP2MS1			
23 CU. FT. FRENCH-DOOR REFRIGERATOR	CWE23SP2MS1	CWE23SP4MW2	CWE23SP3MD1	
28 CU. FT. 4-DOOR REFRIGERATOR	CVE28DP2NS1	CVE28DP4NW2	CVE28DP3ND1	CVE28DM5NS5
28 CU. FT. FRENCH-DOOR REFRIGERATOR, HOT WATER DISPENSER	CFE28TP2MS1	CFE28TP4MW2	CFE28TP3MD1	
28 CU. FT. FRENCH-DOOR REFRIGERATOR, KEURIG K CUP	CFE28UP2MS1			
28 CU. FT. QUAD DOOR REFRIGERATOR, PLATINUM GLASS				CAE28DM5TS5
28 CU. FT. QUAD DOOR REFRIGERATOR, PLATINUM GLASS				CQE28DM5NS5
29 CU. FT. 4-DOOR REFRIGERATOR, DUAL DISPENSE	CGE29DP2TS1	CGE29DP4TW2	CGE29DP3TD1	CGE29DM5TS5
<b>BUILT-IN REFRIGERATION</b>				
36" INTEGRATED BOTTOM FREEZER, SINGLE DOOR, LEFT HINGE	CIC36LP2VS1			
36" INTEGRATED BOTTOM FREEZER, SINGLE DOOR, RIGHT HINGE	CIC36RP2VS1			
36" INTEGRATED FRENCH-DOOR BOTTOM FREEZER	CIP36NP2VS1			
42" BUILT-IN SXS REFRIGERATOR, EXTERNAL ICE & WATER	CSB42YP2NS1			
42" BUILT-IN SXS REFRIGERATOR, NON-DISPENSER	CSB42WP2NS1			
48" BUILT-IN SXS REFRIGERATOR, EXTERNAL ICE & WATER	CSB48YP2NS1			
48" BUILT-IN SXS REFRIGERATOR, NON-DISPENSER	CSB48WP2NS1			
<b>SIDE-SIDE REFRIGERATION</b>				
22" SXS, COUNTER-DEPTH REFRIGERATOR, EXTERNAL ICE & WATER	CZS22MP2NS1			
<b>WINE RESERVES &amp; BEVERAGE CENTERS</b>				
UNDERCOUNTER BEVERAGE CENTER	CCP06BP2PS1	CCP06BP4PW2	CCP06BP3PD1	CCR06BM2PS5
UNDERCOUNTER WINE CENTER	CCP06DP2PS1	CCP06DP4PW2		
<b>ICE MAKERS</b>				
15" ICE MAKER, CLEAR ICE	UCC15NPR11			
15" ICE MAKER, NUGGET ICE	UNC15NPR11			
DOOR PANEL KIT	CK1UP150RS1	CK1UP150RW2	CK1UP150RD1	
<b>BUILT-IN DISHWASHERS</b>				
NEW! CUSTOMFIT SMART DISHWASHER - ULTRA WASH & DRY, 42 DBA	CDT828P2VS1			
NEW! CUSTOMFIT SMART DISHWASHER - ULTRA WASH TOP RACK AND DUAL CONVECTION ULTRA DRY, 44 DBA	CDT858P2VS1	CDT858P4VW2	CDT858P3VD1	
NEW! CUSTOMFIT SMART DISHWASHER - ULTRA WASH TOP RACK AND DUAL CONVECTION ULTRA DRY, LED LIGHTS, 39 DBA	CDT888P2VS1	CDT888P4VW2		CDP888M5VS5
TOP CONTROL DISHWASHER, SANITIZE, ULTRA WASH & DRY	CDT805PNS1			
TOP CONTROL DISHWASHER, SANITIZE, ULTRA WASH & DRY	CDT845P2NS1	CDT845P4NW2	CDT845P3ND1	
TOP CONTROL DISHWASHER, SANITIZE, ULTRA WASH, DUAL ULTRA DRY				CDT875M5NS5
TOP CONTROL DISHWASHER, SANITIZE, ULTRA WASH, DUAL ULTRA DRY	CDT875P2NS1	CDT875P4NW2		
<b>DISHWASHER DRAWERS</b>				
DOUBLE DRAWER	CDD420P2TS1	CDD420P4TW2	CDD420P3TD1	
SINGLE DRAWER	CDD220P2WS1	CDD220P4WW2	CDD220P3WD1	



THE MODEL SELECTION GUIDE (CONT.)

	Stainless	Matte White	Matte Black	Platinum Glass
<b>BUILT-IN MICROWAVE OVENS</b>				
1.2 CU. FT. BUILT-IN DRAWER MICROWAVE OVEN	CWL112P2RS1	CWL112P4RW5	CWL112P3RD5	
30" BUILT-IN MICROWAVE CONVECTION OVEN	CWB713P2NS1			
<b>OVER-THE-RANGE MICROWAVE OVENS</b>				
1.7 CU.FT OVER-THE-RANGE MICROWAVE, CONVECTION, AIR FRY	CVM517P2RS1	CVM517P4RW2	CVM517P3RD1	
1.9 CU. FT. OVER-THE-RANGE MICROWAVE OVEN	CVM519P2PS1			
2.1 OVER-THE-RANGE MICROWAVE, CHEF CONNECT	CVM521P2MS1			
2.1 OVER-THE-RANGE MICROWAVE, CHEF CONNECT, PLATINUM GLASS				CVM721M2NS5
<b>SPEEDCOOKING WALL OVENS</b>				
27" 120V BUILT-IN ADVANTIUM®	CSB912P2NS1			
30" 120V BUILT-IN ADVANTIUM®	CSB913P2NS1	CSB913P4NW2	CSB913P3ND1	CSB913M2NS5
30" 240V BUILT-IN ADVANTIUM®	CSB923P2NS1			
<b>COUNTERTOP MICROWAVE OVEN</b>				
1.5 CU. FT. CONVECTION MICROWAVE OVEN	CEB515P2NSS	CEB515P4NWM	CEB515P3NDS	
30" OPTIONAL BUILT-IN TRIM KIT FOR CEB 515 MODELS	CX152P2MSS	CX152P4MWM	CX152P3MDS	CX152M2NS5
30" OPTIONAL BUILT-IN TRIM KIT FOR CEB 515 MODELS	CX153P2MSS	CX153P4MWM	CX153P3MDS	CX153M2NS5
<b>ELECTRIC COOKTOPS</b>				
30" INDUCTION COOKTOP, BLACK OR STAINLESS	CHP90302TSS		CHP90301TBB	
30" RADIANT COOKTOP, BLACK OR STAINLESS	CEP90302TSS		CEP90301TBB	
36" INDUCTION COOKTOP, BLACK OR STAINLESS	CHP90362TSS		CHP90361TBB	
36" RADIANT COOKTOP, BLACK OR STAINLESS	CEP90362TSS		CEP90361TBB	
<b>ELECTRIC RANGES</b>				
30" SLIDE-IN, DOUBLE OVEN, SELF CLEAN, RADIANT, CONVECTION	CES750P3MD1	CES750P4MW2		
30" SLIDE-IN INDUCTION, CONVECTION, IN-OVEN CAMERA	CHS90XP2MS1			
30" SLIDE-IN INDUCTION, CONVECTION, IN-OVEN CAMERA , PLATINUM GLASS				CHS90XM2NS5
30" SLIDE-IN INDUCTION, DOUBLE OVEN, CONVECTION, IN-OVEN CAMERA	CHS950P2MS1	CHS950P4MW2	CHS950P3MD1*	
30" SLIDE-IN, SELF CLEAN, INDUCTION, CONVECTION, WARMING DRAWER	CHS900P2MS1	CHS900P4MW4		
30" SLIDE-IN SELF CLEAN, RADIANT, CONVECTION	CES700P2MS1	CES700P4MW2	CES700P3MD1	
<b>ELECTRIC WALL OVENS</b>				
27" DOUBLE ELECTRIC WALL OVEN	CKD70DP2NS1			
27" SINGLE ELECTRIC WALL OVEN	CKS70DP2NS1			
30" DOUBLE ELECTRIC FRENCH-DOOR WALL OVEN, IN-OVEN CAMERA	CTD90FP2NS1	CTD90FP4NW2	CTD90FP3ND1	
30" DOUBLE ELECTRIC WALL OVEN, CONVECTION	CTD70DP2NS1			
30" DOUBLE ELECTRIC WALL OVEN, CONVECTION, IN-OVEN CAMERA	CTD90DP2NS1	CTD90DP4NW2	CTD90DP3ND1	
30" ELECTRIC WALL OVEN, CONVECTION, ADVANTIUM®	CTC912P2NS1			
30" SINGLE ELECTRIC FRENCH-DOOR WALL OVEN	CTS90FP2NS1	CTS90FP4NW2	CTS90FP3ND1	
30" SINGLE ELECTRIC WALL OVEN, CONVECTION	CTS70DP2NS1			CTS70DM2NS5
30" SINGLE ELECTRIC WALL OVEN, CONVECTION, IN-OVEN CAMERA	CTS90DP2NS1	CTS90DP4NW2	CTS90DP3ND1	
30" SINGLE TWIN-FLEX WALL OVEN, PLATINUM GLASS				CTS92DM2NS5
<b>GAS COOKTOPS</b>				
30" GAS COOKTOP	CGP70302NS1			
30" GAS COOKTOP, GRIDDLE	CGP95302MS1			
36" GAS COOKTOP	CGP70362NS1			
36" GAS COOKTOP, GRIDDLE	CGP95362MS1			
<b>GAS RANGES</b>				
30" SLIDE-IN DUAL FUEL CONVECTION, WARMING DRAWER	C2S900P2MS1			
30" SLIDE-IN DUAL FUEL, DOUBLE OVEN, CONVECTION, WARMING DRAWER	C2S950P2MS1		C2S950P3MD1	
30" SLIDE-IN SELF CLEAN, DOUBLE OVEN CONVECTION	CGS750P2MS1	CGS750P4MW2		
30" SLIDE-IN SELF CLEAN, RADIANT, CONVECTION	CGS700P2MS1	CGS700P4MW2	CGS700P3MD1	CGS700M2NS5
<b>COOKING WARMING DRAWER</b>				
30" WARMING DRAWER	CTW900P2PS1	CTW900P4PW2	CTW900P3PD1	

	Stainless	Matte White	Matte Black	Platinum Glass
<b>COMMERCIAL-STYLE GAS RANGETOPS</b>				
36" RANGETOP, 6 BURNER	CGU366P2TS1	CGU366P4TW2	CGU366P3TD1	
36" RANGETOP, 6 BURNER	CGU366P3TS1	CGU366P3TW2	CGU366P3TD1	
36" RANGETOP, 6 BURNER	CGU366P4TS1	CGU366P4TW2	CGU366P4TD1	
48" RANGETOP, 6 BURNER, GRIDDLE	CGU486P2TS1	CGU486P4TW2	CGU486P3TD1	
48" RANGETOP, 6 BURNER, GRIDDLE	CGU486P3TS1	CGU486P3TW2	CGU486P3TD1	
48" RANGETOP, 6 BURNER, GRIDDLE	CGU486P4TS1	CGU486P4TW2	CGU486P4TD1	
<b>COMMERCIAL-STYLE RANGES</b>				
36" ALL GAS, 6 BURNER	CGY366P2TS1	CGY366P4TW2	CGY366P3TD1	
36" ALL GAS, 6 BURNER	CGY366P3TS1	CGY366P3TW2	CGY366P3TD1	
36" ALL GAS, 6 BURNER	CGY366P4TS1	CGY366P4TW2	CGY366P4TD1	
36" DUAL FUEL, 6 BURNER	C2Y366P2TS1	C2Y366P4TW2	C2Y366P3TD1	
36" DUAL FUEL, 6 BURNER	C2Y366P3TS1	C2Y366P3TW2	C2Y366P3TD1	
36" DUAL FUEL, 6 BURNER	C2Y366P4TS1	C2Y366P4TW2	C2Y366P4TD1	
48" DUAL FUEL, 6 BURNER, GRIDDLE	C2Y486P2TS1	C2Y486P4TW2	C2Y486P3TD1	
48" DUAL FUEL, 6 BURNER, GRIDDLE	C2Y486P3TS1	C2Y486P3TW2	C2Y486P3TD1	
48" DUAL FUEL, 6 BURNER, GRIDDLE	C2Y486P4TS1	C2Y486P4TW2	C2Y486P4TD1	
<b>HOODS</b>				
30" COMMERCIAL HOOD		CVW93044PWM	CVW93043PDS	
30" COMMERCIAL STYLE VENT HOOD	UVW93042PSS			
30" CUSTOM INSERT	UVC9300SLSS			
30" DESIGNER WALL MOUNT CHIMNEY VENT HOOD	UVW8301SLSS			
30" DESIGNER WALL MOUNT VENT HOOD	UVW8364SPSS			
30" SMART DESIGNER CHIMNEY WALL MOUNT - PERIMETER VENT HOOD	UVW9301SLSS			
30" WALL-MOUNT CHIMNEY HOOD	UVW7301SWSS			
30" WALL MOUNT GLASS CANOPY CHIMNEY HOOD	CVW73012MSS	CVW73014MWM		
36" COMMERCIAL HOOD		CVW93644PWM	CVW93643PDS	
36" COMMERCIAL STYLE VENT HOOD	UVW93642PSS			
36" CUSTOM INSERT	UVC9360SLSS			
36" DESIGNER WALL MOUNT CHIMNEY VENT HOOD	UVW8361SLSS			
36" DESIGNER WALL MOUNT VENT HOOD	UVW8304SPSS			
36" ISLAND-MOUNT CHIMNEY HOOD	UVI7361SWSS			
36" SMART DESIGNER CHIMNEY WALL MOUNT - PERIMETER VENT HOOD	UVW9361SLSS			
36" WALL-MOUNT CHIMNEY HOOD	UVW7361SWSS			
36" WALL MOUNT GLASS CANOPY CHIMNEY HOOD	CVW73612MSS	CVW73614MWM		
42" CUSTOM INSERT	UVC9420SLSS			
48" COMMERCIAL STYLE HOOD	UVW9484SPSS			
48" CUSTOM INSERT	UVC9480SLSS			
<b>ESPRESSO MACHINES</b>				
AFFETTO AUTOMATIC ESPRESSO MACHINE	C7CEBS2RS3	C7CEBAS4RW3	C7CEBAS3RD3	
BELISSIMO SEMI AUTOMATIC ESPRESSO MACHINE + FROTHER	C7CESAS2RS3	C7CESAS4RW3	C7CESAS2RS3	
<b>COFFEE MAKERS</b>				
SPECIALTY DRIP	C7CDAAS2PS3	C7CDAAS4PW3	C7CDAAS3PD3	
SPECIALTY DRIP, GLASS CARAFE	C7CDABS2RS3	C7CDABS4RW3	C7CDABS3RD3	
SPECIALTY GRIND & BREW, THERMAL CARAFE	C7CGAAS2TS3	C7CGAAS4TW3	C7CGAAS3TD3	
<b>COUTURE OVEN</b>				
COUTURE OVEN, AIR FRY	C9OAAAS2RS3	C9OAAAS4RW3	C9OAAAS3RD3	
<b>TOASTER</b>				
EXPRESS FINISH TOASTER	C9TM2S2PS3	C9TMA2S4PW3	C9TMA2S3PD3	



Stainless Steel

Brushed Bronze

Brushed Black

Brushed Copper

Flat Black

Brushed Brass

## THE HARDWARE Customization Guide

Keep your original hardware included with your Café customizable appliance  
or choose a different finish, that reflects your kitchen style.\*

	MODEL	BRUSHED STAINLESS KIT (SS)	BRUSHED BRONZE KIT (BZ)	BRUSHED BLACK KIT (BT)	BRUSHED COPPER KIT (CU)	NEW! FLAT BLACK KIT (FB)	NEW! BRUSHED BRASS KIT (CG)
<b>BOTTOM- FREEZER REFRIGERATION</b>							
19 CU. FT. 33", COUNTER-DEPTH REFRIGERATOR, INTERNAL DISPENSER	CWE19SP2NS1	INCLUDED	CXMA3H3PNBZ	CXMA3H3PNBT	CXMA3H3PNCU	CXMA3H3PNFB	CXMA3H3PNCG
19 CU. FT. 33", COUNTER-DEPTH REFRIGERATOR, INTERNAL DISPENSER	CWE19SP3ND1	INCLUDED	CXMA3H3PNBZ	CXMA3H3PNBT	CXMA3H3PNCU	CXMA3H3PNFB	CXMA3H3PNCG
19 CU. FT. 33", COUNTER-DEPTH REFRIGERATOR, INTERNAL DISPENSER	CWE19SP4NW2	CXMA3H3PNSS	INCLUDED	CXMA3H3PNBT	CXMA3H3PNCU	CXMA3H3PNFB	CXMA3H3PNCG
23 CU. FT. FRENCH-DOOR REFERIGERATOR	CWE23SP2MS1	INCLUDED	CXLB3H3PMBZ	CXLB3H3PMBT	CXLB3H3PMCU	CXLB3H3PMFB	CXLB3H3PMCG
28 CU. FT. 4-DOOR REFRIGERATOR	CQE28DM5NS5	INCLUDED	CXQB4H4PNBZ	CXQB4H4PNBT	CXQB4H4PNCU	CXQB4H4PNFB	CXQB4H4PNCG
28 CU. FT. 4-DOOR REFRIGERATOR	CVE28DP3ND1	INCLUDED	CXQB4H4PNBZ	CXQB4H4PNBT	CXQB4H4PNCU	CXQB4H4PNFB	CXQB4H4PNCG

	MODEL	BRUSHED STAINLESS KIT (SS)	BRUSHED BRONZE KIT (BZ)	BRUSHED BLACK KIT (BT)	BRUSHED COPPER KIT (CU)	NEW! FLAT BLACK KIT (FB)	NEW! BRUSHED BRASS KIT (CG)
<b>BOTTOM- FREEZER REFRIGERATION (CONT.)</b>							
28 CU. FT. FRENCH-DOOR REFRIGERATOR, HOT WATER DISPENSER	CFE28TP2MS1	INCLUDED	CXLB3H3PMBZ	CXLB3H3PMBT	CXLB3H3PMCU	CXLB3H3PMFB	CXLB3H3PMCG
28 CU. FT. FRENCH-DOOR REFRIGERATOR, HOT WATER DISPENSER	CFE28TP3MD1	INCLUDED	CXLB3H3PMBZ	CXLB3H3PMBT	CXLB3H3PMCU	CXLB3H3PMFB	CXLB3H3PMCG
28 CU. FT. FRENCH-DOOR REFRIGERATOR, HOT WATER DISPENSER	CFE28TP4MW2	CXLB3H3PMSS	INCLUDED	CXLB3H3PMBT	CXLB3H3PMCU	CXLB3H3PMFB	CXLB3H3PMCG
28 CU. FT. FRENCH-DOOR REFRIGERATOR, KEURIG K CUP	CFE28UP2MS1	INCLUDED	CXLB3H3PMBZ	CXLB3H3PMBT	CXLB3H3PMCU	CXLB3H3PMFB	CXLB3H3PMCG
29 CU. FT. 4-DOOR REFRIGERATOR, DUAL DISPENSE	CGE29DP2TS1	INCLUDED	CXQB4H4PNBZ	CXQB4H4PNBT	CXQB4H4PNCU	CXQB4H4PNFB	CXQB4H4PNCG
29 CU. FT. 4-DOOR REFRIGERATOR, DUAL DISPENSE	CGE29DP3TD1	INCLUDED	CXQB4H4PNBZ	CXQB4H4PNBT	CXQB4H4PNCU	CXQB4H4PNFB	CXQB4H4PNCG
29 CU. FT. 4-DOOR REFRIGERATOR, DUAL DISPENSE	CGE29DP4TW2	CXQB4H4PNSS	INCLUDED	CXQB4H4PNBT	CXQB4H4PNCU	CXQB4H4PNFB	CXQB4H4PNCG
22 CU. FT. 4-DOOR COUNTER-DEPTH REFRIGERATOR	CXE22DP2PS1	INCLUDED	CXQB4H4PNBZ	CXQB4H4PNBT	CXQB4H4PNCU	CXQB4H4PNFB	CXQB4H4PNCG
22 CU. FT. 4-DOOR COUNTER-DEPTH REFRIGERATOR	CXE22DP3PD1	INCLUDED	CXQB4H4PNBZ	CXQB4H4PNBT	CXQB4H4PNCU	CXQB4H4PNFB	CXQB4H4PNCG
22 CU. FT. 4-DOOR COUNTER-DEPTH REFRIGERATOR	CXE22DP4PW2	CXQB4H4PNSS	INCLUDED	CXQB4H4PNBT	CXQB4H4PNCU	CXQB4H4PNFB	CXQB4H4PNCG
22 CU. FT. COUNTER-DEPTH REFRIGERATOR, EXTERNAL ICE & WATER	CYE22TP2MS1	INCLUDED	CXLB3H3PMBZ	CXLB3H3PMBT	CXLB3H3PMCU	CXLB3H3PMFB	CXLB3H3PMCG
22 CU. FT. COUNTER-DEPTH REFRIGERATOR, EXTERNAL ICE & WATER	CYE22TP3MD1	INCLUDED	CXLB3H3PMBZ	CXLB3H3PMBT	CXLB3H3PMCU	CXLB3H3PMFB	CXLB3H3PMCG
22 CU. FT. COUNTER-DEPTH REFRIGERATOR, EXTERNAL ICE & WATER	CYE22TP4MW2	CXLB3H3PMSS	INCLUDED	CXLB3H3PMBT	CXLB3H3PMCU	CXLB3H3PMFB	CXLB3H3PMCG
22 CU. FT. COUNTER-DEPTH REFRIGERATOR, EXTERNAL ICE & WATER, KEURIG K CUP	CYE22UP2MS1	INCLUDED	CXLB3H3PMBZ	CXLB3H3PMBT	CXLB3H3PMCU	CXLB3H3PMFB	CXLB3H3PMCG
23 CU. FT. FRENCH-DOOR REFERIGERATOR	CWE23SP3MD1	INCLUDED	CXLB3H3PMBZ	CXLB3H3PMBT	CXLB3H3PMCU	CXLB3H3PMFB	CXLB3H3PMCG
23 CU. FT. FRENCH-DOOR REFERIGERATOR	CWE23SP4MW2	CXLB3H3PMSS	INCLUDED	CXLB3H3PMBT	CXLB3H3PMCU	CXLB3H3PMFB	CXLB3H3PMCG
<b>BUILT-IN REFRIGERATION</b>							
36" INTEGRATED BOTTOM FREEZER, SINGLE DOOR, LEFT HINGE	CIC36LP2VS1	INCLUDED	CXSB3H3PVBZ	CXSB3H3PVBT	CXSB3H3PVCU	CXSB3H3PVFB	CXSB3H3PVCG
36" INTEGRATED BOTTOM FREEZER, SINGLE DOOR, RIGHT HINGE	CIC36RP2VS1	INCLUDED	CXSB3H3PVBZ	CXSB3H3PVBT	CXSB3H3PVCU	CXSB3H3PVFB	CXSB3H3PVCG
36" INTEGRATED FRENCH-DOOR BOTTOM FREEZER	CIP36NP2VS1	INCLUDED	CXSB4H4PVBZ	CXSB4H4PVBT	CXSB4H4PVCU	CXSB4H4PVFB	CXSB4H4PVCG
42" BUILT-IN SXS REFRIGERATOR, EXTERNAL ICE & WATER	CSB42YP2NS1	INCLUDED	CXSS2H2PMBZ	CXSS2H2PMBT	CXSS2H2PMCU	CXSS2H2PMFB	CXSS2H2PMCG
42" BUILT-IN SXS REFRIGERATOR, NON-DISPENSER	CSB42WP2NS1	INCLUDED	CXSS2H2PMBZ	CXSS2H2PMBT	CXSS2H2PMCU	CXSS2H2PMFB	CXSS2H2PMCG
48" BUILT-IN SXS REFRIGERATOR, EXTERNAL ICE & WATER	CSB48YP2NS1	INCLUDED	CXSS2H2PMBZ	CXSS2H2PMBT	CXSS2H2PMCU	CXSS2H2PMFB	CXSS2H2PMCG
48" BUILT-IN SXS REFRIGERATOR, NON-DISPENSER	CSB48WP2NS1	INCLUDED	CXSS2H2PMBZ	CXSS2H2PMBT	CXSS2H2PMCU	CXSS2H2PMFB	CXSS2H2PMCG

HARDWARE CUSTOMIZATION GUIDE (CONT.)

	MODEL	BRUSHED STAINLESS KIT (SS)	BRUSHED BRONZE KIT (BZ)	BRUSHED BLACK KIT (BT)	BRUSHED COPPER KIT (CU)	NEW! FLAT BLACK KIT (FB)	NEW! BRUSHED BRASS KIT (CG)
<b>SIDE-BY-SIDE REFRIGERATION</b>							
22" SXS, COUNTER-DEPTH REFRIGERATOR, EXTERNAL ICE & WATER	CZS22MP2NS1	INCLUDED	CXMS2H2PNBZ	CXMS2H2PNBT	CXMS2H2PNCU	CXMS2H2PNFB	CXMS2H2PNCG
<b>WINE RESERVES &amp; BEVERAGE CENTERS</b>							
UNDERCOUNTER BEVERAGE CENTER	CCP06BP2PS1	INCLUDED	CXQWIH1PPBZ	CXQWIH1PPBT	CXQWIH1PPCU	CXQWIH1PPFB	CXQWIH1PPCG
UNDERCOUNTER BEVERAGE CENTER	CCP06BP3PD1	INCLUDED	CXQWIH1PPBZ	CXQWIH1PPBT	CXQWIH1PPCU	CXQWIH1PPFB	CXQWIH1PPCG
UNDERCOUNTER BEVERAGE CENTER	CCP06BP4PW2	CXQWIH1PPSS	INCLUDED	CXQWIH1PPBT	CXQWIH1PPCU	CXQWIH1PPFB	CXQWIH1PPCG
UNDERCOUNTER WINE CENTER	CCP06DP2PS1	INCLUDED	CXQWIH1PPBZ	CXQWIH1PPBT	CXQWIH1PPCU	CXQWIH1PPFB	CXQWIH1PPCG
UNDERCOUNTER WINE CENTER	CCP06DP4PW2	CXQWIH1PPSS	INCLUDED	CXQWIH1PPBT	CXQWIH1PPCU	CXQWIH1PPFB	CXQWIH1PPCG
<b>ICEMAKERS</b>							
ICEMAKER DOOR PANEL KIT	CK1UP150RD1	CXQWIH1PPSS	INCLUDED	CXQWIH1PPBT	CXQWIH1PPCU	CXQWIH1PPFB	CXQWIH1PPCG
ICEMAKER DOOR PANEL KIT	CK1UP150RS1	INCLUDED	CXQWIH1PPBZ	CXQWIH1PPBT	CXQWIH1PPCU	CXQWIH1PPFB	CXQWIH1PPCG
ICEMAKER DOOR PANEL KIT	CK1UP150RW2	INCLUDED	CXQWIH1PPBZ	CXQWIH1PPBT	CXQWIH1PPCU	CXQWIH1PPFB	CXQWIH1PPCG
<b>BUILT-IN DISHWASHERS</b>							
NEW! CUSTOMFIT SMART DISHWASHER - ULTRA WASH & DRY, 42 DBA	CDT828P2VS1	CXADTH1PVSS	CXADTH1PBZ	CXADTH1PVB	CXADTH1PVCU	CXADTH1PVFB	CXADTH1PVCG
NEW! CUSTOMFIT SMART DISHWASHER - ULTRA WASH TOP RACK AND DUAL CONVECTION ULTRA DRY, 44 DBA	CDT858P2VS1	CXADTH1PVSS	CXADTH1PBZ	CXADTH1PVB	CXADTH1PVCU	CXADTH1PVFB	CXADTH1PVCG
NEW! CUSTOMFIT SMART DISHWASHER - ULTRA WASH TOP RACK, DUAL CONVECTION ULTRA DRY, LED LIGHTS, 39 DBA	CDT888P2VS1	CXADTH1PVSS	CXADTH1PBZ	CXADTH1PVB	CXADTH1PVCU	CXADTH1PVFB	CXADTH1PVCG
TOP CONTROL DISHWASHER, SANITIZE, ULTRA WASH & DRY	CDT805P2NS1	INCLUDED	CXADTH1PMBZ	CXADTH1PMBT	CXADTH1PMCU	CXADTH1PMFB	CXADTH1PMCG
TOP CONTROL DISHWASHER, SANITIZE, ULTRA WASH & DRY	CDT845P2NS1	INCLUDED	CXADTH1PMBZ	CXADTH1PMBT	CXADTH1PMCU	CXADTH1PMFB	CXADTH1PMCG
TOP CONTROL DISHWASHER, SANITIZE, ULTRA WASH, DUAL ULTRA DRY	CDT845P3ND1	INCLUDED	CXADTH1PMBZ	CXADTH1PMBT	CXADTH1PMCU	CXADTH1PMFB	CXADTH1PMCG
TOP CONTROL DISHWASHER, SANITIZE, ULTRA WASH, DUAL ULTRA DRY	CDT845P4NW2	CXADTH1PMSS	INCLUDED	CXADTH1PMBT	CXADTH1PMCU	CXADTH1PMFB	CXADTH1PMCG
TOP CONTROL DISHWASHER, SANITIZE, ULTRA WASH, DUAL ULTRA DRY	CDT875P2NS1	INCLUDED	CXADTH1PMBZ	CXADTH1PMBT	CXADTH1PMCU	CXADTH1PMFB	CXADTH1PMCG
TOP CONTROL DISHWASHER, SANITIZE, ULTRA WASH, DUAL ULTRA DRY	CDT875P4NW2	CXADTH1PMSS	INCLUDED	CXADTH1PMBT	CXADTH1PMCU	CXADTH1PMFB	CXADTH1PMCG
<b>DISHWASHER DRAWERS</b>							
DOUBLE DRAWERS	CDD420P2TS1	INCLUDED	CXQD2H2PNBZ	CXQD2H2PNBT	CXQD2H2PNCU	CXQD2H2PNFB	CXQD2H2PNCG
DOUBLE DRAWERS	CDD420P3TD1	INCLUDED	CXQD2H2PNBZ	CXQD2H2PNBT	CXQD2H2PNCU	CXQD2H2PNFB	CXQD2H2PNCG
DOUBLE DRAWERS	CDD420P4TW2	CXQD2H2PNSS	INCLUDED	CXQD2H2PNBT	CXQD2H2PNCU	CXQD2H2PNFB	CXQD2H2PNCG
SINGLE DRAWER	CDD220P2WS1	CXADTH1PMSS	CXADTH1PMBZ	CXADTH1PMBT	CXADTH1PMCU	CXADTH1PMFB	CXADTH1PMCG

	MODEL	BRUSHED STAINLESS KIT (SS)	BRUSHED BRONZE KIT (BZ)	BRUSHED BLACK KIT (BT)	BRUSHED COPPER KIT (CU)	NEW! FLAT BLACK KIT (FB)	NEW! BRUSHED BRASS KIT (CG)
<b>BUILT-IN MICROWAVES</b>							
30" BUILT-IN MICROWAVE, CONVECTION	CWB713P2NS1	INCLUDED	CXB30HKPNBZ	CXB30HKPNBT	CXB30HKPNCU	CXB30HKPNFB	CXB30HKPNCG
<b>OVER-THE-RANGE MICROWAVES</b>							
17 CU.FT. OVER-THE-RANGE MICROWAVE, CONVECTION, AIR FRY	CVM517P2RS1	INCLUDED	CXOTRHKPMBZ	CXOTRHKPMBT	CXOTRHKPMCU	CXOTRHKPMFB	CXOTRHKPMCG
17 CU.FT. OVER-THE-RANGE MICROWAVE, CONVECTION, AIR FRY	CVM517P3RD1	INCLUDED	CXOTRHKPMBZ	CXOTRHKPMBT	CXOTRHKPMCU	CXOTRHKPMFB	CXOTRHKPMCG
17 CU.FT. OVER-THE-RANGE MICROWAVE, CONVECTION, AIR FRY	CVM517P4RW2	CXOTRHKPMSS	INCLUDED	CXOTRHKPMBT	CXOTRHKPMCU	CXOTRHKPMFB	CXOTRHKPMCG
1.9 CU. FT. OVER-THE-RANGE MICROWAVE OVEN	CVM519P2PS1	INCLUDED	CXOTRHKPMBZ	CXOTRHKPMBT	CXOTRHKPMCU	CXOTRHKPMFB	CXOTRHKPMCG
2.1 CU. FT. OVER-THE-RANGE MICROWAVE, CHEF CONNECT	CVM521P2MS1	INCLUDED	CXOTRHKPMBZ	CXOTRHKPMBT	CXOTRHKPMCU	CXOTRHKPMFB	CXOTRHKPMCG
<b>SPEED COOKING WALL OVENS</b>							
27" 120V BUILT-IN ADVANTIUM®	CSB912P2NS1	INCLUDED	CXWS7H0PNBZ	CXWS7H0PNBT	CXWS7H0PNCU	CXWS7H0PNFB	CXWS7H0PNCG
30" 120V BUILT-IN ADVANTIUM®	CSB913P2NS1	INCLUDED	CXWS0H0PMBZ	CXWS0H0PMBT	CXWS0H0PMCU	CXWS0H0PMFB	CXWS0H0PMCG
30" 120V BUILT-IN ADVANTIUM®	CSB913P3ND1	INCLUDED	CXWS0H0PMBZ	CXWS0H0PMBT	CXWS0H0PMCU	CXWS0H0PMFB	CXWS0H0PMCG
30" 120V BUILT-IN ADVANTIUM®	CSB913P4NW2	CXWS0H0PMSS	INCLUDED	CXWS0H0PMBT	CXWS0H0PMCU	CXWS0H0PMFB	CXWS0H0PMCG
30" 240V BUILT-IN ADVANTIUM®	CSB923P2NS1	INCLUDED	CXWS0H0PMBZ	CXWS0H0PMBT	CXWS0H0PMCU	CXWS0H0PMFB	CXWS0H0PMCG
<b>ELECTRIC RANGES</b>							
30" SLIDE-IN, DOUBLE OVEN, SELF CLEAN, RADIANT, CONVECTION	CES750P2MS1	INCLUDED	CXFCEHKPMBZ	CXFCEHKPMBT	CXFCEHKPMCU	CXFCEHKPMFB	CXFCEHKPMCG
30" SLIDE-IN, DOUBLE OVEN, SELF CLEAN, RADIANT, CONVECTION	CES750P4MW2	CXFCEHKPMSS	INCLUDED	CXFCEHKPMBT	CXFCEHKPMCU	CXFCEHKPMFB	CXFCEHKPMCG
30" SLIDE-IN INDUCTION, CONVECTION, IN-OVEN CAMERA	CHS90XP2MS1	INCLUDED	CXFCHHKPMBZ	CXFCHHKPMBT	CXFCHHKPMCU	CXFCHHKPMFB	CXFCHHKPMCG
30" SLIDE-IN INDUCTION, DOUBLE OVEN, CONVECTION, IN-OVEN CAMERA	CHS950P2MS1	INCLUDED	CXFCHHKPMBZ	CXFCHHKPMBT	CXFCHHKPMCU	CXFCHHKPMFB	CXFCHHKPMCG
30" SLIDE-IN INDUCTION, DOUBLE OVEN, CONVECTION, IN-OVEN CAMERA	CHS950P4MW2	CXFCHHKPMSS	INCLUDED	CXFCHHKPMBT	CXFCHHKPMCU	CXFCHHKPMFB	CXFCHHKPMCG
30" SLIDE-IN, SELF CLEAN, INDUCTION, CONVECTION, WARMING DRAWER	CHS900P2MS1	INCLUDED	CXFCHHKPMBZ	CXFCHHKPMBT	CXFCHHKPMCU	CXFCHHKPMFB	CXFCHHKPMCG
30" SLIDE-IN, SELF CLEAN, INDUCTION, CONVECTION, WARMING DRAWER	CHS900P4MW2	CXFCHHKPMSS	INCLUDED	CXFCHHKPMBT	CXFCHHKPMCU	CXFCHHKPMFB	CXFCHHKPMCG
30" SLIDE-IN SELF CLEAN, RADIANT, CONVECTION	CES700P2MS1	INCLUDED	CXFCEHKPMBZ	CXFCEHKPMBT	CXFCEHKPMCU	CXFCEHKPMFB	CXFCEHKPMCG
30" SLIDE-IN SELF CLEAN, RADIANT, CONVECTION	CES700P3MD1	INCLUDED	CXFCEHKPMBZ	CXFCEHKPMBT	CXFCEHKPMCU	CXFCEHKPMFB	CXFCEHKPMCG
30" SLIDE-IN SELF CLEAN, RADIANT, CONVECTION	CES700P4MW2	CXFCEHKPMSS	INCLUDED	CXFCEHKPMBT	CXFCEHKPMCU	CXFCEHKPMFB	CXFCEHKPMCG

HARDWARE CUSTOMIZATION GUIDE (CONT.)

	MODEL	BRUSHED STAINLESS KIT (SS)	BRUSHED BRONZE KIT (BZ)	BRUSHED BLACK KIT (BT)	BRUSHED COPPER KIT (CU)	NEW! FLAT BLACK KIT (FB)	NEW! BRUSHED BRASS KIT (CG)
<b>ELECTRIC WALL OVENS</b>							
27" DOUBLE ELECTRIC WALL OVEN	CKD70DP2NS1	INCLUDED	CXWS7H0PNBZ	CXWS7H0PNBT	CXWS7H0PNCU	CXWS7H0PNFB	CXWS7H0PNCG
27" SINGLE ELECTRIC WALL OVEN	CKS70DP2NS1	INCLUDED	CXWD7H0PNBZ	CXWD7H0PNBT	CXWD7H0PNCU	CXWD7H0PNFB	CXWD7H0PNCG
30" DOUBLE ELECTRIC FRENCH-DOOR WALL OVEN, IN-OVEN CAMERA	CTD90FP2NS1	INCLUDED	CXWDFHKPMBZ	CXWDFHKPMBT	CXWDFHKPMCU	CXWDFHKPMFB	CXWDFHKPMCG
30" DOUBLE ELECTRIC FRENCH-DOOR WALL OVEN, IN-OVEN CAMERA	CTD90FP3ND1	INCLUDED	CXWDFHKPMBZ	CXWDFHKPMBT	CXWDFHKPMCU	CXWDFHKPMFB	CXWDFHKPMCG
30" DOUBLE ELECTRIC FRENCH-DOOR WALL OVEN, IN-OVEN CAMERA	CTD90FP4NW2	CXWDFHKPMSS	INCLUDED	CXWDFHKPMBT	CXWDFHKPMCU	CXWDFHKPMFB	CXWDFHKPMCG
30" DOUBLE ELECTRIC WALL OVEN, CONVECTION	CTD70DP2NS1	INCLUDED	CXWD0H0PMBZ	CXWD0H0PMBT	CXWD0H0PMCU	CXWD0H0PMFB	CXWD0H0PMCG
30" DOUBLE ELECTRIC WALL OVEN, CONVECTION, IN-OVEN CAMERA	CTD90DP2NS1	INCLUDED	CXWD0H0PMBZ	CXWD0H0PMBT	CXWD0H0PMCU	CXWD0H0PMFB	CXWD0H0PMCG
30" DOUBLE ELECTRIC WALL OVEN, CONVECTION, IN-OVEN CAMERA	CTD90DP3ND1	INCLUDED	CXWD0H0PMBZ	CXWD0H0PMBT	CXWD0H0PMCU	CXWD0H0PMFB	CXWD0H0PMCG
30" DOUBLE ELECTRIC WALL OVEN, CONVECTION, IN-OVEN CAMERA	CTD90DP4NW2	CXWD0H0PMSS	INCLUDED	CXWD0H0PMBT	CXWD0H0PMCU	CXWD0H0PMFB	CXWD0H0PMCG
30" DOUBLE ELECTRIC WALL OVEN, CONVECTION, IN-OVEN CAMERA	CTS90DP2NS1	INCLUDED	CXWS0H0PMBZ	CXWS0H0PMBT	CXWS0H0PMCU	CXWS0H0PMFB	CXWS0H0PMCG
30" DOUBLE ELECTRIC WALL OVEN, CONVECTION, IN-OVEN CAMERA	CTS90DP3ND1	INCLUDED	CXWS0H0PMBZ	CXWS0H0PMBT	CXWS0H0PMCU	CXWS0H0PMFB	CXWS0H0PMCG
30" DOUBLE ELECTRIC WALL OVEN, CONVECTION, IN-OVEN CAMERA	CTS90DP4NW2	CXWS0H0PMSS	INCLUDED	CXWS0H0PMBT	CXWS0H0PMCU	CXWS0H0PMFB	CXWS0H0PMCG
30" ELECTRIC WALL OVEN, CONVECTION, ADVANTUM®	CTC912P2NS1	INCLUDED	CXWD0H0PMBZ	CXWD0H0PMBT	CXWD0H0PMCU	CXWD0H0PMFB	CXWD0H0PMCG
30" SINGLE ELECTRIC FRENCH-DOOR WALL OVEN	CTS90FP2NS1	INCLUDED	CXWSFH0PMBZ	CXWSFH0PMBT	CXWSFH0PMCU	CXWSFH0PMFB	CXWSFH0PMCG
30" SINGLE ELECTRIC FRENCH-DOOR WALL OVEN	CTS90FP3ND1	INCLUDED	CXWSFH0PMBZ	CXWSFH0PMBT	CXWSFH0PMCU	CXWSFH0PMFB	CXWSFH0PMCG
30" SINGLE ELECTRIC FRENCH-DOOR WALL OVEN	CTS90FP4NW2	CXWSFH0PMSS	INCLUDED	CXWSFH0PMBT	CXWSFH0PMCU	CXWSFH0PMFB	CXWSFH0PMCG
30" SINGLE ELECTRIC WALL OVEN, CONVECTION	CTS70DP2NS1	INCLUDED	CXWS0H0PMBZ	CXWS0H0PMBT	CXWS0H0PMCU	CXWS0H0PMFB	CXWS0H0PMCG
<b>GAS COOKTOPS</b>							
30" GAS COOKTOP	CGP70302NS1	INCLUDED	CXCG1K0PMBZ	CXCG1K0PMBT	CXCG1K0PMCU	CXCG1K0PMFB	CXCG1K0PMCG
30" GAS COOKTOP	CGP70362NS1	INCLUDED	CXCG1K0PMBZ	CXCG1K0PMBT	CXCG1K0PMCU	CXCG1K0PMFB	CXCG1K0PMCG
30" GAS COOKTOP, GRIDDLE	CGP95302MS1	INCLUDED	CXCG1K0PMBZ	CXCG1K0PMBT	CXCG1K0PMCU	CXCG1K0PMFB	CXCG1K0PMCG
30" SLIDE-IN, SELF CLEAN, INDUCTION, CONVECTION, WARMING DRAWER	CHS900P4MW2	CXFCHHKPMSS	INCLUDED	CXFCHHKPMBT	CXFCHHKPMCU	CXFCHHKPMFB	CXFCHHKPMCG
36" GAS COOKTOP, GRIDDLE	CGP95362MS1	INCLUDED	CXCG1K0PMBZ	CXCG1K0PMBT	CXCG1K0PMCU	CXCG1K0PMFB	CXCG1K0PMCG

	MODEL	BRUSHED STAINLESS KIT (SS)	BRUSHED BRONZE KIT (BZ)	BRUSHED BLACK KIT (BT)	BRUSHED COPPER KIT (CU)	NEW! FLAT BLACK KIT (FB)	NEW! BRUSHED BRASS KIT (CG)
<b>GAS RANGES</b>							
30" SLIDE-IN, DUAL FUEL DOUBLE OVEN CONVECTION, WARMING DRAWER	C2S950P2MS1	INCLUDED	CXFCGHPMBZ	CXFCGHPMBT	CXFCGHPMCU	CXFCGHPMFB	CXFCGHPMCG
30" SLIDE-IN, DUAL FUEL DOUBLE OVEN CONVECTION, WARMING DRAWER	C2S950P4MW2	CXFCGHPMSS	INCLUDED	CXFCGHPMBT	CXFCGHPMCU	CXFCGHPMFB	CXFCGHPMCG
30" SLIDE-IN SELF CLEAN CONVECTION, WARMING DRAWER	C2S900P2MS1	INCLUDED	CXFCGHPMBZ	CXFCGHPMBT	CXFCGHPMCU	CXFCGHPMFB	CXFCGHPMCG
30" SLIDE-IN SELF CLEAN DOUBLE OVEN CONVECTION	CGS750P2MS1	INCLUDED	CXFCGHPMBZ	CXFCGHPMBT	CXFCGHPMCU	CXFCGHPMFB	CXFCGHPMCG
30" SLIDE-IN SELF CLEAN DOUBLE OVEN CONVECTION	CGS750P4MW2	CXFCGHPMSS	INCLUDED	CXFCGHPMBT	CXFCGHPMCU	CXFCGHPMFB	CXFCGHPMCG
30" SLIDE-IN SELF CLEAN, CONVECTION	CGS700P2MS1	INCLUDED	CXFCGHPMBZ	CXFCGHPMBT	CXFCGHPMCU	CXFCGHPMFB	CXFCGHPMCG
30" SLIDE-IN SELF CLEAN, CONVECTION	CGS700P3MD1	INCLUDED	CXFCGHPMBZ	CXFCGHPMBT	CXFCGHPMCU	CXFCGHPMFB	CXFCGHPMCG
30" SLIDE-IN SELF CLEAN, CONVECTION	CGS700P4MW2	CXFCGHPMSS	INCLUDED	CXFCGHPMBT	CXFCGHPMCU	CXFCGHPMFB	CXFCGHPMCG
<b>COMMERCIAL-STYLE GAS RANGETOPS</b>							
36" RANGETOP, 6 BURNER	CGU366P2TS1	INCLUDED	CXPR6HKPTBZ	CXPR6HKPTBT	CXPR6HKPTCU	CXPR6HKPTFB	CXPR6HKPTCG
36" RANGETOP, 6 BURNER	CGU366P3TD1	INCLUDED	CXPR6HKPTBZ	CXPR6HKPTBT	CXPR6HKPTCU	CXPR6HKPTFB	CXPR6HKPTCG
36" RANGETOP, 6 BURNER	CGU366P4TW2	CXPR6HKPTSS	INCLUDED	CXPR6HKPTBT	CXPR6HKPTCU	CXPR6HKPTFB	CXPR6HKPTCG
48" RANGETOP, 6 BURNER, GRIDDLE	CGU486P2TS1	INCLUDED	CXPR8HKPTBZ	CXPR8HKPTBT	CXPR8HKPTCU	CXPR8HKPTFB	CXPR8HKPTCG
48" RANGETOP, 6 BURNER, GRIDDLE	CGU486P3TD1	INCLUDED	CXPR8HKPTBZ	CXPR8HKPTBT	CXPR8HKPTCU	CXPR8HKPTFB	CXPR8HKPTCG
48" RANGETOP, 6 BURNER, GRIDDLE	CGU486P4TW2	CXPR8HKPTSS	INCLUDED	CXPR8HKPTBT	CXPR8HKPTCU	CXPR8HKPTFB	CXPR8HKPTCG
<b>COMMERCIAL-STYLE RANGES</b>							
36" ALL GAS, 6 BURNER	CGY366P2TS1	INCLUDED	CXPR6HKPMBZ	CXPR6HKPTBT	CXPR6HKPTCU	CXPR6HKPTFB	CXPR6HKPTCG
36" ALL GAS, 6 BURNER	CGY366P3TD1	INCLUDED	CXPR6HKPMBZ	CXPR6HKPTBT	CXPR6HKPTCU	CXPR6HKPTFB	CXPR6HKPTCG
36" ALL GAS, 6 BURNER	CGY366P4TW2	CXPR6HKPTSS	INCLUDED	CXPR6HKPTBT	CXPR6HKPTCU	CXPR6HKPTFB	CXPR6HKPTCG
36" DUAL FUEL, 6 BURNER	C2Y366P2TS1	INCLUDED	CXPR6HKPTBZ	CXPR6HKPTBT	CXPR6HKPTCU	CXPR6HKPTFB	CXPR6HKPTCG
36" DUAL FUEL, 6 BURNER	C2Y366P3TD1	INCLUDED	CXPR6HKPTBZ	CXPR6HKPTBT	CXPR6HKPTCU	CXPR6HKPTFB	CXPR6HKPTCG
36" DUAL FUEL, 6 BURNER	C2Y366P4TW2	CXPR6HKPTSS	INCLUDED	CXPR6HKPTBT	CXPR6HKPTCU	CXPR6HKPTFB	CXPR6HKPTCG
48" DUAL FUEL, 6 BURNER, GRIDDLE	C2Y486P2TS1	INCLUDED	CXPR8HKPTBZ	CXPR8HKPTBT	CXPR8HKPTCU	CXPR8HKPTFB	CXPR8HKPTCG
48" DUAL FUEL, 6 BURNER, GRIDDLE	C2Y486P3TD1	INCLUDED	CXPR8HKPTBZ	CXPR8HKPTBT	CXPR8HKPTCU	CXPR8HKPTFB	CXPR8HKPTCG



Visit us for further information on specs, features, and hardware options.

# C A F É

DISTINCT BY DESIGN™

CafeAppliances.com

@cafeappliances

