



GE APPLIANCES
a Haier company

PRO

LET'S BUILD

THE FUTURE



2024 MULTI-FAMILY CONTRACTOR PREFERRED

Selection Guide



WE CONNECT. WE SIMPLIFY.
WE LEAD.

LET'S **CONNECT**

The possibilities begin with a better way of doing business. More than helping complete all kinds of homes, we make sure we constantly respond to your evolving needs — continually proving ourselves as partners for the long run. Our nationwide sales and support team is dedicated to builder professionals, ready and able to help you throughout each phase of every project.





CONTRACTOR PREFERRED MODEL PROGRAM

GE Appliances is committed to our Multi-Family customers and has developed a Multi-Family Contractor Preferred Model Program to help general contractors select kitchen packages from our highest performing Multi-Family appliances which will be stocked and ready to deploy when needed.



GE Appliances helps you conserve energy and save money. We have been an ENERGY STAR® Partner since 2001. We are committed to creating energy-efficient, high-performance household appliances.



National Sanitation Foundation.



Appliances with built-in WiFi powered by SmartHQ™ that offer remote monitoring and enhanced features are indicated by this icon.



This mark indicates that a product has voice-assistance capabilities.



Appliances with this icon are Made in America and contain 70% to 90% U.S. content. Product content details at GEAppliances.com/USA.



Chef Connect – For instant convenience, choose when to automatically sync clocks and the range elements with the microwave's or hood's surface light and vent. The Bluetooth® word mark and logos are registered trademarks owned by Bluetooth SIG, Inc. and any use of such marks by GE Appliances is under license. Other trademarks and trade names are those of their respective owners.



Compliant with the Americans with Disabilities Act.



Compliant with the Uniform Federal Accessibility Standards.

Find Clickable Links Throughout

TABLE OF CONTENTS

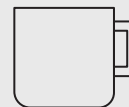
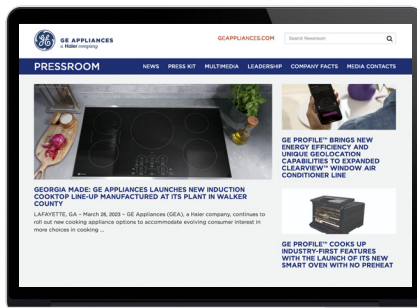
Pro Pledge	02	GE® Standard Laundry Package	12
Contractor Preferred Model Program.....	03	GE® Upgrade Laundry Package	13
Awards	04	GE® Alternate Appliances	
Resources & Tools.....	05	Refrigerators	14
SmartHQ.....	07	Microwaves & Vents	16
GE® Standard Package	08	Dishwashers	17
GE® Upgrade Package	09	Disposal	18
GE® Color Package	10	Laundry	19
GE® ADA Package	11	GE® Accessories	21



LET'S IMAGINE WHAT'S NEXT

With over a century of providing appliances in our history, we're still looking forward, constantly, even obsessively, exploring new ways to innovate for our customers and the future of home — any kind of home. With industry awards such as Best of IBS Home Tech Product for GE Profile UltraFast Combo and Best of KBIS Connected Home for GE Profile Induction Cooktop, you can be sure we'll help you build the future.

**CLICK HERE TO
VISIT OUR PRESSROOM**



MOST USED APPLIANCE
brand among builders for both
kitchen appliances and laundry
10+ YEARS*



2022 GOLD AWARD
Most Innovative Appliance Company
6 YEARS IN A ROW



4 YEARS IN A ROW
IOT BREAKTHROUGH
Smart Appliance
Company of the Year

*2006-2020 BUILDER BRAND USE STUDY, 2019-2022 HOME BUILDER EXECUTIVE BRAND ANALYSIS





RESOURCES

Our goal is to always be the easy, go-to choice, so we streamline your experience every step of the way. Our outstanding house of brands lets you find exactly what you need for any build. And tools such as our newly revamped, all-inclusive customer portal, CustomerNet, plus our marketing resources, training, and much more, are easy to access and use.

**GE APPLIANCES CUSTOMERNET**


GE Appliances CustomerNet

**GE APPLIANCES**
a Haier company**THE HUB**
Contract Marketing Resource CenterThe Hub Contract Marketing
Resource Center**SmartHQ™**
PRO

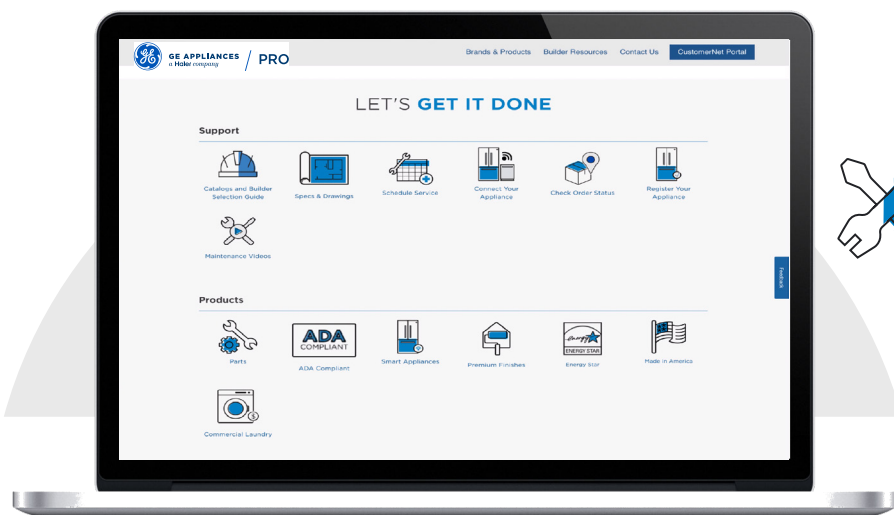
SmartHQ Pro



GE Appliances Academy



Builder Customer Advocate Program



TOOLS

Visit
GEAPPLIANCES.COM/PRO
to access all of our tools.



HAVE QUESTIONS?

Have questions about your new appliance? Get them answered with a simple scan. Every new GE appliance, across all of our brands, is equipped with a unique, scannable QR code on its model tag that unlocks the owner's manual, parts and accessories, how-to videos and more. Whether walking a homebuyer through new home orientation, training a new maintenance manager or moving in a new tenant, save time with easy-to-access information and support. **Watch this video to learn more** ▶

STEP 1

Locate the QR code on your appliance.

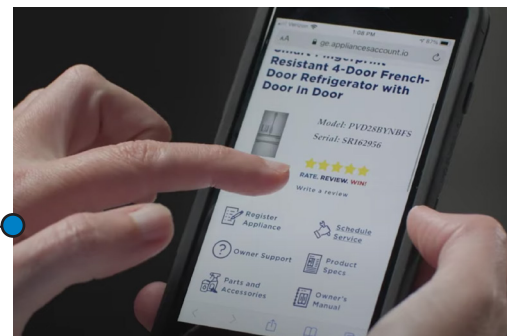


Scan the QR code.

STEP 2

STEP 3

QR code pulls up the product page on the website.





SMARTHQ™ SERVICE

Revolutionize the way you service GE appliances with the industry's most powerful diagnostic platform. Over 90% of users report more accurate diagnostics with SmartHQ™ Service. Be trusted as an efficient service provider and increase your first-time complete ratio. This service is compatible with GE appliances dating back to 2013. [Learn more](#) ►



- Perform appliance software updates
- Execute digital appliance diagnostics
- Identify appliance failures efficiently
- Service manuals at your fingertips
- Purchase parts in app
- Directly control appliance components
- View historical service data



SOFTWARE UPDATE

Ensures the software running on the appliance is up to date, improving the lifetime ownership experience for the consumer.



DATA LOGGER

Comprehensive view of recorded diagnostics data of the connected appliance.



SHARED DATA

Service technicians can share diagnostics data extracted from the appliances with a Master Technician or a GE Technical Assistance Group (TAG) technician.



FAULT CODES AND ALERTS

GE appliances perform self-diagnostics and provide resulting data to the technician. Allows technicians to understand performance issues occurring within the appliance.



COMPONENT CONTROL

Gives the technician the ability to turn all components, such as valves, fans, or compressors, ON and OFF to test their functionality.



PRODUCT OVERVIEW

Offers a high-level consumer-oriented overview of the applicable GE appliance.



PARTS PURCHASE

Designed to simplify the search and ordering of genuine GE parts.



SERVICE WEBSITE

Direct access to the GEA service website without an additional login.



ONePARTS SEARCH

Offers an exploded view of drawings of sub-systems of GE appliances.



DOCUMENT SEARCH

User-friendly "Google-like" search of the GEA service document database.



APPLIANCE SERVICE HISTORY

Comprehensive access to historical service data of previously repaired appliances.





STANDARD PACKAGE

BUILT-IN



GE® 17.5 Cu. Ft. Top Freezer Refrigerator

GIE18GSNRSS

- Fits 28" openings
- #1 in Quality and Dependability*
- LED lighting ▶
- Edge-to-edge glass shelves
- Sliding deli drawer



GE® 30" Free-Standing Electric Range

JB645RKSS



ELECTRIC

- Two 9"/6" Power Boil™ elements
- Self-clean oven ▶
- Dual-element bake



GRF500PVSS



ELECTRIC

- One 9"/6" and One 9" Power Boil Elements
- Warming Zone
- Express Preheat
- Crisp Mode



GE® 1.6 Cu. Ft. Capacity Oven

JNM3163RJSS

- 950 watts (IEC-705 test procedure)
- Convenience cooking controls
- Auto and time defrost
- Built-in WiFi ▶

GE® 1/3 HP Continuous Feed Garbage Disposer

GFC325N – Corded

- Over 2,300 RPM
- Easy Installation

GE® Plastic Interior Smart™ Dishwasher

GDF511PSRSS

- Dry Boost™
- Active Flood Protect
- Piranha™ hard-food disposer
- WiFi optional**
- Reliable Performance ▶



*Among 16-22 cu. ft. refrigerators based on an independent study of property maintenance personnel.

Source: The Stevenson Company, 2020—Market research company with over 20 years of experience in the appliance industry.

**SmartHQ™ Connect Module is required and sold separately. It is available for order on geappliances.com, part number PBX23W00Y0.

UPGRADE PACKAGE

BUILT-IN



GE APPLIANCES

MULTI-FAMILY UPGRADE PACKAGE Built-In



GE® 25.3 Cu. Ft. Side-by-Side Refrigerator

GSE25GYPFS

- 36" wide refrigerator
- Fingerprint Resistant
- Edge-to-edge shelves
- Clear door shelves
- Interior storage drawers



GE® 30" Slide-In Electric Range

JS645SLSS

- Two 9"/6" 3,100-watt Power Boil™ elements
- Self-clean oven
- 5.3 cu. ft. oven capacity
- Dual-element bake
- Finished sides
- Removable full-width storage drawer



GRS500PVSS


- One 9"/6" and One 9" Power Boil Elements
- Warming Zone
- Express Preheat
- Self & Steam Clean
- Crisp Mode



GE® 1.6 Cu. Ft. Capacity Microwave Oven

JNM3163RJSS

- 950 watts (IEC-705 test procedure)
- Convenience cooking controls
- Auto and time defrost
- Built-in WiFi



GE® 1/3 HP Continuous Feed Garbage Disposer

GFC325N – Corded

- Over 2,300 RPM
- Easy Installation

GE® Top Control with Plastic Interior Dishwasher

GDT535PSRSS

- Dry Boost™
- Steam+Sani
- Reliable Performance





COLOR PACKAGE

FREE-STANDING



GE® 17.5 Cu. Ft. Top Freezer Refrigerator

GIE18GTNRBB

- Fits 28" openings
- #1 in Quality and Dependability*
- LED lighting ▶
- Edge-to-edge glass shelves ▶
- Sliding deli drawer



GE® 30" Free-Standing Range

JB256DMBB



ELECTRIC

- 5.0 cu. ft. oven capacity
- Self-clean oven ▶
- Sensi-Temp Technology ▶
- Dual-element bake ▶
- Removable full-width storage drawer



GE® 1.6 Cu. Ft. Capacity Microwave Oven

JNM3163DJBB

- 950 watts (IEC-705 test procedure)
- Convenience cooking controls ▶
- Auto and time defrost
- Built-in WiFi ▶



GE® 1/3 HP Continuous Feed Garbage Disposer

GFC325N – Corded

- Over 2,300 RPM
- Easy Installation

GE® Plastic Interior Smart® Dishwasher with Built-In Front Controls

GDF511PGRBB

- Dry Boost™ ▶
- Active Flood Protect ▶
- Piranha™ hard-food disposer ▶
- WiFi optional**
- Reliable Performance ▶



*Among 16-22 cu. ft. refrigerators based on an independent study of property maintenance personnel.
Source: The Stevenson Company, 2020—Market research company with over 20 years of experience in the appliance industry.
**SmarthQ™ Connect Module is required and sold separately. It is available for order on geappliances.com, part number PBX23W00Y0.

ADA PACKAGE

BUILT-IN



GE APPLIANCES

MULTI-FAMILY ADA PACKAGE Built-In



GE® 30" ENERGY STAR® Under-the-Cabinet Hood

JVX5305SJSS

- Two-speed, 270-CFM venting system
- 10-minute installation
- Front controls
- Dual LED lighting with night light (bulbs included)
- Convertible venting options
- Vertical and rear exhaust
- Dual full-length, dishwasher-safe metal mesh filters
- Optional wall switch for ADA installation ▶



GE® 1/3 HP Continuous Feed Garbage Disposer

GFC325N – Corded

- Over 2,300 RPM
- Easy Installation



GE® 16.6 Cu. Ft. Top Freezer Refrigerator

GTE17GSNRSS

- Fits 28" openings
- #1 in Quality and Dependability*
- LED lighting ▶
- Adjustable wire shelves ▶
- Upfront temperature controls



GE® 30" Free-Standing Electric Range

JB480STSS

- Front controls
- Self-clean oven ▶
- 5.0 cu. ft. oven capacity
- Dual-element bake ▶
- Removable full-width storage drawer



GE® 30" Drop-In Electric Range

JD630STSS

- 9"/6" Power Boil™ element
- Self-clean oven ▶
- 4.4 cu. ft. oven capacity
- Ceramic-glass top
- Dual-element bake ▶
- Electronic oven controls



GE® Stainless Steel Interior Smart SPACEMAKER® Dishwasher

GDT226SSLSS

- ADA compliant with low-profile installation
- 3-level wash
- AutoSense Cycle ▶
- Bottle Jets ▶
- Piranha™ hard-food disposer with removable filter ▶
- Sanitize option (NSF 184 Certified)
- WiFi optional**
- 51 dBA



*Among 16-22 cu. ft. refrigerators based on an independent study of property maintenance personnel.

Source: The Stevenson Company, 2020—Market research company with over 20 years of experience in the appliance industry.

**SmartHQ™ Connect Module is required and sold separately. It is available for order on geappliances.com, part number PBX23W00Y0.

TOP LOAD LAUNDRY



GE® 3.8 Cu. Ft. Capacity Washer

GTW220ACKWW

- Precise Fill with 4 water levels
- Dual-Action agitator
- Stainless steel basket



GE® 4.0 cu. ft. Capacity Washer with Stainless Steel Basket and Water Level Control

GTW220ACWW

Available March 2024

- Water Level Control
- Stainless Steel basket
- Late Lid Lock Safety



GE® 6.2 Cu. Ft. Capacity Dryer

GTX22EASKWW

- Auto Dry
- Up to 120-ft. venting capability
- Aluminized alloy drum

FRONT LOAD LAUNDRY



GE® 4.5 Cu. Ft. Capacity Smart Front Load ENERGY STAR® Washer

GFW510SCVWW

- UltraFresh Vent System with OdorBlock™ ▶
- Built-In WiFi powered by SmartHQ™ ▶
- True 32" closet depth



GE® 7.8 Cu. Ft. Capacity Smart Front Load Dryer

GFD55ESNWW

- Built-In WiFi powered by SmartHQ™ ▶
- Quick Dry ▶
- Sanitize cycle ▶



Alternate Refrigerators

TOP-FREEZER MODELS



GE® 16.6 Cu. Ft. Refrigerator

GTE17GSRSS

- Fits 28" openings
- #1 in Quality and Dependability*
- LED lighting
- Adjustable wire shelves
- Upfront temperature controls



GE® 17.5 Cu. Ft. Refrigerator

GTE18GSRSS

- Fits 33" openings
- LED lighting
- Edge-to-edge glass shelves
- Sliding deli drawer



GE® 19.2 Cu. Ft. Refrigerator

GIE19JSNRSS

- Fits 30" openings
- #1 in Quality and Dependability*
- Premium inner door
- LED lighting
- Edge-to-edge glass shelves



GE® ENERGY STAR® 21.1 Cu. Ft. Top-Freezer Refrigerator

GIE22JSNRSS

- Fits 33" openings
- #1 in Quality and Dependability*
- Premium inner door
- LED lighting



TRANSITION
to

GE® ENERGY STAR® 21.1 Cu. Ft. Top-Freezer Refrigerator

GIE21GSHSS

- Available March 2024
- Interior Lighting
- Adjustable spill-resistant glass shelves
- Snack Drawer & Gallon Door Bins

*Among 16-22 cu. ft. refrigerators based on an independent study of property maintenance personnel.
Source: The Stevenson Company, 2020—Market research company with over 20 years of experience in the appliance industry.

Alternate Refrigerators

SIDE-BY-SIDE MODELS



GE® 21.9 Cu. Ft. Counter-Depth Refrigerator

GZS22DSJSS

- 36" wide refrigerator
- Counter-depth design ▶
- LED lighting ▶
- Integrated shelf support system ▶
- Adjustable slide-out, spillproof glass shelves
- Adjustable clear door bins



GE® 23.0 Cu. Ft. Refrigerator

GSE23GYPFS

- 33" wide refrigerator
- Fingerprint Resistant ▶
- LED lighting ▶
- Edge-to-edge shelves
- Clear door shelves



GE® 25.3 Cu. Ft. Refrigerator

GSS25GYPFS

- LED lighting ▶
- Edge-to-edge shelves
- Fingerprint Resistant ▶



BOTTOM-FREEZER MODELS



GE® 18.6 Cu. Ft. Smart® Counter-Depth Refrigerator

GWE19JYLF5

- Fits 33" openings
- Fingerprint Resistant ▶
- Factory-installed icemaker with water filtration system
- LED lighting ▶



GE® 20.8 Cu. Ft. Smart® Refrigerator with Door Alarm

GNE21FYKFS

- Fits 30" openings
- LED lighting ▶
- 2 humidity-controlled drawers and 1 full-width, adjustable-temperature drawer
- Factory-installed icemaker



GE® 24.7 Cu. Ft. Smart® Refrigerator

GNE25JYKFS

- Fits 33" openings
- Fingerprint Resistant ▶
- Internal water dispenser
- LED lighting ▶
- Factory-installed icemaker



*SmartHQ™ Connect Module is required and sold separately. It is available for order on geappliances.com, part number PBX23W00Y0.

*Click on the model number to be taken to the product quick specs.

GEAppliances.com/Pro

À la Carte Options

RANGE



GE® 30" RANGE

JGBS60REKSS

- 13,000-BTU Burner
- Black matte steel grates
- 4.8 cu ft. oven capacity
- Electronic clock and timer



GE® 30" SLIDE-IN GAS RANGE

JGSS66SELSS

- Edge-to-edge cooktop
- Two 15,000 BTU Power Boil Burners
- Extra-large, integrated, non-stick griddle
- 10,000 BTU oval burner



GGSS500SVSS

- Edge-to-edge cooktop
- Precise simmer burner
- Extra-large integrated griddle
- Steam clean
- Crisp Mode



GE® 30" RANGE

JBS60RKSS

- 5.3 cu. ft oven capacity
- Ceramic-glass cooktop
- Removable full-width storage drawer
- Dual-element bake



GRF400SVSS

- Edge-to-edge cooktop
- Precise simmer burner
- Extra-large integrated griddle
- Steam clean
- Crisp Mode

Alternate Over-the-Range Microwaves & Vents


OVER-THE-RANGE MICROWAVES



GE® 1.5 Cu. Ft. Over-the-Range Microwave Oven

JVM3162RJSS

- 950 watts (IEC-705 test procedure)
- Convenience cooking controls
- Auto and time defrost



GE® 1.7 Cu. Ft. Capacity Over-the-Range Microwave Oven

JVM6172SKSS

- 1,000 watts (IEC-705 test procedure)
- Weight and time defrost
- Two-speed, 300-CFM venting system

UNDER-THE-CABINET VENTS



GE® 30" Under-the-Cabinet Hood

JVX3300SJSS

- 10-minute installation
- Convertible venting options
- Cooktop lighting ▶



GE® 30" ENERGY STAR® Under-the-Cabinet Hood

JVX5305SJSS

- Four-speed with boost, 310-CFM venting system
- Dual halogen lighting with night light (bulbs included)
- Optional remote control for ADA installation (UXRC70) ▶




GE APPLIANCES

MULTI-FAMILY ALTERNATE OTR

Alternate Dishwashers

BUILT-IN FRONT CONTROLS



GE® Plastic Interior Smart® Dishwasher

GDF510PSRSS

- Dry Boost™ ▶
- Active Flood Protect ▶
- Piranha™ hard-food disposer ▶
- WiFi optional* ▶
- Reliable Performance



GE® Plastic Interior Smart® Dishwasher

GDF510PGRBB

- Dry Boost™ ▶
- Active Flood Protect ▶
- Piranha™ hard-food disposer ▶
- WiFi optional* ▶
- Reliable Performance



BUILT-IN HIDDEN CONTROLS



GE® Stainless Steel Interior Smart® Dishwasher

GDT225SSLSS

- ADA compliant
- 3-level wash
- AutoSense Cycle ▶
- Bottle Jets ▶
- Piranha™ hard-food disposer ▶
with removable filter
- WiFi optional*
- 51 dB



*SmartHQ™ Connect Module is required and sold separately. It is available for order on geappliances.com, part number PBX23W00Y0.

*Click on the model number to be taken to the product quick specs.

GEAppliances.com/Pro



Alternate Disposal

DISPOSAL



GE® 1/3 HP Continuous Feed Garbage Disposer - Corded

GFC325N

- Over 2,300 RPM
- Easy Installation



GE APPLIANCES

MULTI-FAMILY ALTERNATE DISPOSAL


Alternate Laundry

FRONT LOAD DRYER



GE® 7.8 Cu. Ft. Capacity Smart Front Load Dryer

GFV55ESSNWW

- Built-In WiFi powered by SmartHQ™
- Quick Dry
- Sanitize cycle 
- Up to 200-ft. venting capability



UNITIZED LAUNDRY



GE® 24" Unitized Washer/Dryer with 2.3 Cu. Ft. Capacity Washer and 4.4 Cu. Ft. Capacity Dryer

GUD24ESSMWW

- Stainless steel basket
- Rotary electromechanical controls (dryer)
- 11 wash cycles
- 1 wash/spin speed combination
- Auto Load Setting
- Rotary electronic controls (washer)



GE® 27" Unitized Washer/Dryer with 3.8 Cu. Ft. Capacity Washer and 5.9 Cu. Ft. Capacity Dryer

GUD27ESSMWW

- Stainless steel basket
- Rotary electromechanical controls (dryer)
- 11 wash cycles
- 6 wash temperatures
- 1 wash/spin speed combination
- Auto Load Sensing with 4 water levels
- Rotary electronic controls (washer)



GE® 27" Unitized Washer/Dryer with 3.8 Cu. Ft. Capacity Washer and 5.9 Cu. Ft. Capacity Dryer with up to 200-Ft. Venting Capability

GUV27ESSMWW

- Stainless steel basket
- Rotary electromechanical controls (dryer)
- 11 wash cycles
- 6 wash temperatures
- 1 wash/spin speed combination
- Auto Load Sensing with 4 water levels
- Rotary electronic controls (washer)
- Bleach dispenser
- WiFi optional (washer)*

*SmartHQ™ Connect Module is required and sold separately. It is available for order on geappliances.com, part number PBX23W00Y0.

*Click on the model number to be taken to the product quick specs.

GEAppliances.com/Pro



Alternate Laundry

GE® MODELS



GE® 4.4 Cu. Ft. Capacity Washer

GTW490ACJWS

- Efficient Infusor
- Deep Fill
- Stain Pretreat



GE® 7.2 Cu. Ft. Capacity Dryer

GTD45EASJWS

- Up to 120-ft. venting capability
- Aluminized alloy drum
- Extended Tumble



GE PROFILE™ MODELS



GE® Profile™ 5.0 Cu. Ft. Capacity Washer

PTW600BSRWS

- Wash Mechanism Infusor
- Smarter Wash Technology
- Microban® Antimicrobial Technology
- Smart Flex Dispenser™



GE® Profile™ 7.4 Cu. Ft. Capacity Dryer

PTD60EBSRWS

- Washer Link
- Wrinkle Care
- Sensor Dry



Accessories

REFRIGERATOR ACCESSORY



GE® Icemaker

IM4D

- For use in most top-freezer refrigerators and some bottom-freezer refrigerators, please check the label on the back of your refrigerator to ensure compatibility
- Quickly install a new or replacement IM4D icemaker unit with an all-inclusive kit
- Includes ice bucket, fill tube, water valve, installation materials and hardware

RANGE ACCESSORY



GE® Range Power Cord

WX9X35

- 4-foot, 4-wire range cord (40 Amp)

LAUNDRY ACCESSORIES



GE® Dryer Power Cord

WX9X18

- 4-foot, 4-wire range cord (30 Amp)



Dryer Power Cord

WX9X20

- 6-foot, 4-wire range cord (30 Amp)



Universal 6-Ft. Stainless Steel Washer Hose with 90° Elbow

WX14X10011

- Easy installation
- Heavy-duty stainless steel with protective, noncorrosive coating
- Burst-resistant, triple-ply design for extra durability



GE® Washer/Dryer Stack Bracket Kit

GFA28KITN

- Stacking kit for GE® 28" front load washers and dryers
- Ensures proper installation for stacked GE® 28" front load laundry



WE CONNECT. WE SIMPLIFY.
WE LEAD.