



GE APPLIANCES
a Haier company

PRO

LET'S BUILD

THE FUTURE



2024 **BUILDER APPLIANCE** **SELECTION GUIDE**

Builder Focus Model Program



C A F E



Profile

Haier

Hotpoint.



WE CONNECT. WE SIMPLIFY.
WE LEAD.

LET'S **CONNECT**

The possibilities begin with a better way of doing business. More than helping complete all kinds of homes, we make sure we constantly respond to your evolving needs – continually proving ourselves as partners for the long run. Our nationwide sales and support team is dedicated to builder professionals, ready and able to help you throughout each phase of every project.





BUILDER FOCUS MODEL PROGRAM

GE Appliances is committed to our builder customers and has developed a Builder Focus Model Program to help homeowners select kitchen packages from our Café, GE Profile™, GE and Hotpoint brands. These are a collection of high-volume SKUs, by brand, to drive improved availability.



GE Appliances helps you conserve energy and save money. We have been an ENERGY STAR® Partner since 2001. We are committed to creating energy-efficient, high-performance household appliances.



National Sanitation Foundation.



Appliances with built-in WiFi powered by SmartHQ™ that offer remote monitoring and enhanced features are indicated by this icon.



This mark indicates that a product has voice-assistance capabilities.



Appliances with this icon are Made in America and contain 70% to 90% U.S. content. Product content details at GEAppliances.com/USA.



Compliant with the Americans with Disabilities Act.



Compliant with the Uniform Federal Accessibility Standards.



Chef Connect - For instant convenience, choose when to automatically sync clocks and the range elements with the microwave's or hood's surface light and vent. The Bluetooth® word mark and logos are registered trademarks owned by Bluetooth SIG, Inc. and any use of such marks by GE Appliances is under license. Other trademarks and trade names are those of their respective owners.

Find Clickable Links Throughout

TABLE OF CONTENTS

Pro Pledge	02	Café	12
Builder Focus Model Program	03	Profile	22
Awards	04	GE.....	31
Resources & Tools.....	05	Haier.....	47
A Brand for Every Build.....	07	Hotpoint	49
Monogram.....	08		



C A F É



Profile

Haier

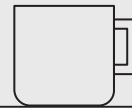
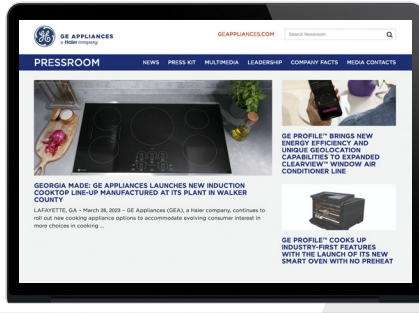
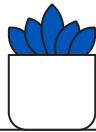
Hotpoint.



LET'S IMAGINE WHAT'S NEXT

With over a century of providing appliances in our history, we're still looking forward, constantly, even obsessively, exploring new ways to innovate for our customers and the future of home — any kind of home. With industry awards such as Best of IBS Home Tech Product for GE Profile UltraFast Combo and Best of KBIS Connected Home for GE Profile Induction Cooktop, you can be sure we'll help you build the future.

**CLICK HERE TO
VISIT OUR PRESSROOM**



MOST USED APPLIANCE
brand among builders for both
kitchen appliances and laundry
10+ YEARS*



2022 GOLD AWARD
Most Innovative Appliance Company
6 YEARS IN A ROW



4 YEARS IN A ROW
IOT BREAKTHROUGH
Smart Appliance
Company of the Year

*2006-2020 BUILDER BRAND USE STUDY, 2019-2022 HOME BUILDER EXECUTIVE BRAND ANALYSIS





RESOURCES

Our goal is to always be the easy, go-to choice, so we streamline your experience every step of the way. Our outstanding house of brands lets you find exactly what you need for any build. And tools such as our newly revamped, all-inclusive customer portal, CustomerNet, plus our marketing resources, training and much more are easy to access and use.

**GE APPLIANCES CUSTOMERNET**


GE Appliances CustomerNet

**GE APPLIANCES**
a Haier company**THE HUB**
Contract Marketing Resource CenterThe Hub Contract Marketing
Resource Center**SmartHQ™**
PRO

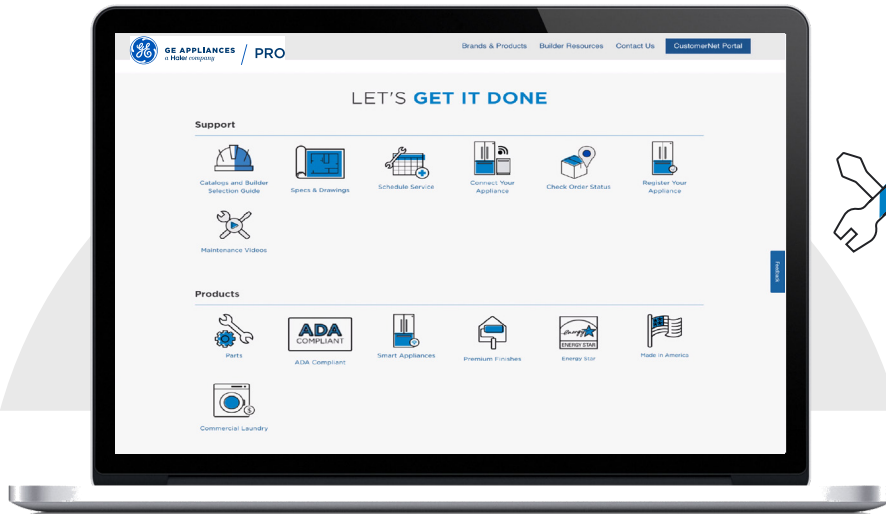
SmartHQ Pro



GE Appliances Academy



Builder Customer Advocate Program



TOOLS

Visit
GEAPPLIANCES.COM/PRO
to access all of our tools.



HAVE QUESTIONS?

Have questions about your new appliance? Get them answered with a simple scan. Every new GE appliance, across all of our brands, is equipped with a unique, scannable QR code on its model tag that unlocks the owner's manual, parts and accessories, how-to videos and more. Whether walking a homebuyer through new home orientation, training a new maintenance manager or moving in a new tenant, save time with easy-to-access information and support. **Watch this video to learn more** ▶

STEP 1

Locate the QR code on your appliance.

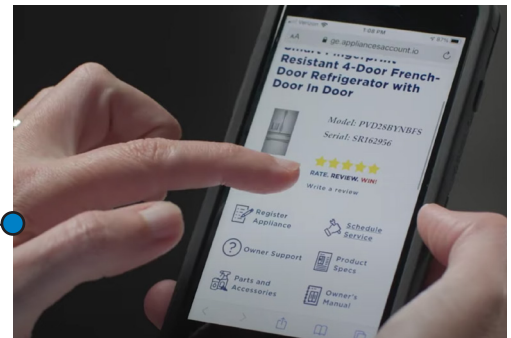


Scan the QR code.

STEP 2

STEP 3

QR code pulls up the product page on the website.





A BRAND FOR EVERY BUILD



CAFÉ



Profile

Haier

Hotpoint.



ELEVATE EVERYTHING.

We are redefining the world of luxury appliances, one detail at a time. With uncompromising attention to every detail, Monogram appliances truly Elevate Everything™ in luxury kitchens. Monogram's Minimalist and Statement Collections, featuring rich materials and precise design, are crafted with style that endures.



See the latest from Monogram on our social channels.



STATEMENT COLLECTION

TRADITIONAL STYLE WITH UNPARALLELED PERFORMANCE

The Monogram Statement Collection brings modern design together with traditional kitchen appliance features. Edge-to-edge handles and robust knobs feel integrated into the appliances. The gleaming stainless steel finish is set off with solid brass accents, wide glass windows, and rich, interactive LCD displays. Restaurant-inspired features invite you to take on any cooking aspiration while the smart appliances effortlessly sync your kitchen with your life.



IT'S IN THE DETAILS

- *Edge-to-Edge Handles with Brass End Caps*
- *Brass Burner details*
- *Signature Wide Windows*
- *Substantial Knobs with Brass Accent*



MINIMALIST COLLECTION

**SIMPLE
ELEGANCE
WITH
INCOMPARABLE
PERFORMANCE**

The Minimalist Collection further streamlines even the most contemporary kitchen with flush installation and only the most essential hardware. Its expansive glass design reflects our keen eye for detail and functional aesthetic. Interactive LCD screens and push-to-open oven doors are modern details with a powerful purpose — heightening your culinary experience. And smart appliance features are the modern convenience you didn't realize you needed.



DEFINING DETAILS

- *Precisely Machined Metals*
- *Interactive LCD Screens*
- *Push-to-Open Oven Doors*
- *Expansive Glass*



BUILDER PROGRAMS

CONSUMER REBATE

The One for You, One for Free rebate starts with Monogram professional ranges: receive up to three free eligible Monogram appliances or generous credits toward the appliances of your choice.

PREFERRED BUILDER PROGRAM

A trade discount off UMRP is available to qualified Builders and Designers who specify a minimum of 8 pieces of Monogram a year.

ELEVATED BUILDER PROGRAM

An enhanced trade discount for Builders who commit to specifying a minimum of 25 pieces of Monogram in a calendar year.

Reach out to your Area Sales Manager or Monogram Sales Manager to ask how you can take advantage of these programs.

MONOGRAM SUPPORT OPTIONS

Monogram-Specific Call Agent

This dedicated support line offers prioritized support for Builders and Resellers to order parts, schedule service, and give advice on products.

1-800-444-1845 Option #4

Hours are M – F 8:00am – 6:30pm ET

Get in touch with our dedicated team to answer installation questions via email, phone, or by appointment.

elevateyourinstall@geappliances.com

1-866-408-2751 Hours are M – F 8:00am – 6:30pm ET

CAFÉ

DISTINCT BY DESIGN™



Customizable kitchen appliances with distinct design


The Café brand of kitchen appliances offers two collections unlike any other. The Customizable Professional Collection in matte black, matte white and stainless showcases designer-curated hardware options, while the Modern Glass Collection features a platinum glass finish and sophisticated design. The choices let style-conscious consumers reflect their personal style.



See the latest from Café on our social channels.

Café's Customizable Professional Collection allows you to set the canvas with either Matte White, Matte Black or Stainless appliance finishes, then personalize by choosing from six distinct handle/knob hardware options, allowing you to reflect your style.

Matte White Matte Black Stainless Steel



Matte White + Brushed Bronze Hardware, standard

Optional Hardware Choices: Brushed Brass, Flat Black, Brushed Stainless, Brushed Black, Brushed Copper



Matte Black + Brushed Stainless Hardware, standard

Optional Hardware Choices: Brushed Brass, Flat Black, Brushed Stainless, Brushed Black, Brushed Copper



Stainless Steel + Brushed Stainless Hardware, standard

Optional Hardware Choices: Brushed Brass, Flat Black, Brushed Stainless, Brushed Black, Brushed Copper





FREE-STANDING

Primary

Stunning pairing, trusted features.
Enjoy unlimited performance
for everyday cooking.



Café™ ENERGY STAR® 27.8 Cu. Ft. Smart French-Door Refrigerator with Hot Water Dispenser

CFE28TP2MS1

- Precise Fill setting
- Hot Water Dispenser
- TwinChill evaporators



Café™ 2.1 Cu. Ft. Over-the-Range Microwave Oven

CVM521P2MS1

- Chef Connect
- Steam cook
- Sensor cooking controls
- 3 Speed Venting System



Café™ Stainless Steel Interior Dishwasher with Sanitize, Ultra Wash & Dry and Third Rack

CDT858P2VS1*

- Dual Convection Ultra Dry
- CustomFit Top Rack with Ultra Wash & CustomFit Lid Caddy
- 44 dBA
- Active Flood Protect



Café™ 30" Smart Slide-In, Front-Control, Double-Oven Range with Convection

CGS750P2MS1

- GAS**
- 6.7 cu. ft. total oven capacity
 - True Convection with Precise Air (lower oven only)
 - Six-burner, edge-to-edge cooktop



Café™ 30" Smart Slide-In, Front-Control, Radiant and Convection Double Oven Range

CES750P2MS1

- ELECTRIC**
- 12"9"/6" 3,600-watt Power Boil™
 - 6.7 cu. ft. total oven capacity
 - True Convection with Precise Air (lower oven only)



Additional Cooking Options



Café™ 30" Smart Slide-In, Front-Control, Radiant and Convection Range

CE700P2MS1

- ELECTRIC**
- Edge-to-edge glass cooktop
 - 12"9"/6" 3,600-watt Power Boil™ burner
 - True Convection with Precise Air



Café™ 30" Smart Slide-In, Front-Control, Range with Convection Oven

CGS700P2MS1

- GAS**
- Six-burner, edge-to-edge cooktop
 - Cast-iron integrated griddle
 - 21,000-BTU tri-ring burner



*SmartHQ™ Connect Module is required and sold separately. It is available for order on geappliances.com, part number PBX23W00Y0.

BUILT-IN

Primary

Stunning pairing, trusted features. Enjoy unlimited performance for everyday cooking.



Café™ ENERGY STAR® 27.8 Cu. Ft. Smart French-Door Refrigerator with Hot Water Dispenser

CFE28TP2MS1

- Precise Fill setting
- Hot Water Dispenser
- TwinChill evaporators



Café™ 30" Smart Double Wall Oven with Convection

CTD70DP2NS1

- Precision cooking
- 7" full-color display
- No-preheat air fry



Café™ 30" Touch-Control Electric Cooktop

CEP90302TSS

- **ELECTRIC**
- Power Boil™ on tri- and dual-ring elements
- Easy-clean surface
- Glide touch controls



Café™ 30" Smart Touch-Control Induction Cooktop

CHP90302TSS

- **ELECTRIC**
- Gourmet Guided Cooking
- Pan presence sensor
- Four induction elements



Café™ Stainless Steel Interior Dishwasher with Sanitize, Ultra Wash & Dry and Third Rack

CDT858P2VS1*

- Dual Convection Ultra Dry
- CustomFit Top Rack with Ultra Wash & CustomFit Lid Caddy
- 44 dBa
- Active Flood Protect



Ventilation Option



Café™ 36" Commercial Style Hood

UVW93642PSS

- 610-CFM venting system
- Four-speed fan control
- Horizontal and vertical exhaust



Café™ 30" Commercial Style Hood

UVW93042PSS

- 610-CFM venting system
- Four-speed fan control
- Horizontal and vertical exhaust



Additional Cooking Options



Café™ 30" Smart Single Wall Oven with Convection

CTS70DP2NS1

- Precision cooking
- 7" full-color display
- True European Convection with Direct Air



Café™ 36" Built-In Touch-Control Induction Cooktop

CHP90362TSS


- **ELECTRIC**
- Effortless control and responsiveness
- Easy-clean surface
- Guided cooking



Café™ 36" Touch-Control Electric Cooktop

CEP90362TSS

- **ELECTRIC**
- Power Boil™ on tri- and dual-ring elements
- Easy-clean surface
- Glide touch controls



Café™ 30" Cooktop

CGP70302NS1

- **GAS**
- 18,000 BTU burner
- More with less cookware
- LED backlit knobs



Café™ 36" Cooktop

CGP70362NS1

- **GAS**
- 18,000 BTU burner
- Spend more time cooking and less time cleaning up
- LED backlit knobs



*SmarterHQ™ Connect Module is required and sold separately. It is available for order on geappliances.com, part number PBX23W00Y0.

FREE-STANDING

Refined

INDUCTION

Upgraded offerings with enhanced capabilities. Expect total convenience and inspired cooking experiences.



**Café™ ENERGY STAR®
28.7 Cu. Ft. Smart 4-Door
French-Door Refrigerator With
Dual-Dispense AutoFill Pitcher**

CGE29DP2TS1

- Dual-Dispense AutoFill Pitcher ▶
- Convertible Drawer with Soft Freeze ▶
- LED Light Wall ▶



**Café™ Stainless Steel Interior
Dishwasher with Sanitize,
Ultra Wash & Dry and Third Rack**

CDT858P2VS1*

- Dual Convection Ultra Dry
- CustomFit Top Rack with Ultra Wash & CustomFit Lid Caddy
- 44 dBa
- Active Flood Protect ▶



**Café™ 30" Smart Slide-In,
Front-Control, Induction
and Convection Range
with Warming Drawer**

CHS900P2MS1 ▶

- 🍷 **ELECTRIC**
- Gourmet Guided cooking ▶
- Built-in WiFi, powered by SmartHQ™ ▶
- Precision oven modes ▶



**Café™ 2.1 Cu.Ft.
Over-the-Range
Microwave Oven**

CVM521P2MS1

- Chef Connect ▶
- Steam cook ▶
- Sensor cooking controls ▶



*SmartHQ™ Connect Module is required and sold separately. It is available for order on geappliances.com, part number PBX23W00Y0.



BUILT-IN

Refined

Stunning pairing, trusted features.
Enjoy unlimited performance
for everyday cooking.



Café™ ENERGY STAR® 22.1 Cu. Ft. Smart Counter-Depth French-Door Refrigerator with Hot Water Dispenser

CYE22TP2MS1

- Counter-depth design
- Hot water dispenser
- Precise Fill setting



Café™ 30" Smart Double Wall Oven with Convection

CTD70DP2NS1

- Precision cooking
- 7" full-color display
- True European Convection with Direct Air (upper oven)
- No-preheat air fry



Café™ 30" Built-In Touch-Control Induction Cooktop

CHP90302TSS

- **ELECTRIC**
- Effortless control and responsiveness
- Easy-clean surface
- Guided Cooking



Café™ Stainless Steel Interior Dishwasher with Sanitize, Ultra Wash & Dry and Third Rack

CDT858P2VS1*

- Dual Convection Ultra Dry
- CustomFit Top Rack with Ultra Wash & CustomFit Lid Caddy
- 44 dBA
- Active Flood Protect



Café™ 30" Commercial Style Hood

UVW93042PSS

- 610-CFM venting system
- Four-speed fan control
- Horizontal and vertical exhaust



Ventilation Option



Café™ 36" Commercial Style Hood

UVW93642PSS

- 610-CFM venting system
- Four-speed fan control
- Horizontal and vertical exhaust




Additional Cooking Options



Café™ Professional Series 30" Smart Built-In Convection Single Wall Oven

CTS70DP2NS1

- In-oven camera
- Dehydrate mode
- Precision cooking



Café™ 36" Built-In Touch-Control Induction Cooktop

CHP90362TSS

- **ELECTRIC**
- Effortless control and responsiveness
- Easy-clean surface
- Guided cooking



Café™ 30" Cooktop

CGP70302NS1

- **GAS**
- 18,000 BTU burner
- More with less cookware
- LED backlit knobs



Café™ 36" Cooktop

CGP70362NS1

- **GAS**
- 18,000 BTU burner
- Spend more time cooking and less time cleaning up
- LED backlit knobs



*SmartHQ™ Connect Module is required and sold separately. It is available for order on geappliances.com, part number PBX23W00Y0.

FRESH & LIGHT

Matte White

Complement painted or white cabinetry, or brighten up traditional wooden cabinets with these light, fresh white kitchen appliances.



Café™ ENERGY STAR® 27.7 Cu. Ft. Smart French-Door Refrigerator with Hot Water Dispenser

CFE28TP4MW2

- TwinChill evaporator ▶
- Precise Fill Setting ▶
- Hot water dispenser ▶



Café™ 1.7 Cu. Ft. Convection Over-the-Range Microwave Oven

CVM517P4RW2

- Air Fry ▶
- Sensor Cooking Controls ▶
- Steam Cook Button ▶



Café™ Stainless Steel Interior Dishwasher with Sanitize and Ultra Wash & Dry

CDT858P4VW2*

- Dual Convection Ultra Dry
- CustomFit Top Rack with Ultra Wash & CustomFit Lid Caddy
- 44 dBA
- Active Flood Protect ▶



Café™ 30" Smart Slide-In, Front-Control, Gas Range with Convection Oven

CGS700P4MW2

- **GAS**
- Built-In WiFi, Powered by SmartHQ™ App*
- Personalized Features + Upgrades ▶
- No-Preheat Air Fry ▶



Café™ 30" Smart Slide-In, Front-Control, Radiant and Convection Range

CES700P4MW2

- **ELECTRIC**
- Built-In WiFi, Powered by SmartHQ™ App*
- Personalized Features + Upgrades ▶
- No-Preheat Air Fry ▶



Additional Refrigeration Options



Café™ ENERGY STAR® 22.1 Cu. Ft. Smart Counter-Depth French-Door Refrigerator with Hot Water Dispenser

CYE22TP4MW2

- TwinChill evaporator ▶
- Precise Fill Setting ▶
- Hot water dispenser ▶



Café™ ENERGY STAR® 28.7 Cu. Ft. Smart 4-Door French-Door Refrigerator With Dual-Dispense AutoFill Pitcher

CGE29DP4TW2

- Dual-Dispense AutoFill Pitcher ▶
- Convertible Drawer with Soft Freeze ▶
- LED Light Wall ▶



*SmarterHQ™ Connect Module is required and sold separately. It is available for order on geappliances.com, part number PBX23W00Y0.

SLEEK & BOLD

Matte Black

Make a statement in any kitchen, with a finish inspired by the natural, darker tones of wood and stone.



Café™ Stainless Steel Interior Dishwasher with Sanitize and Ultra Wash & Dry

CDT858P3VD1*

- Dual Convection Ultra Dry
- CustomFit Top Rack with Ultra Wash & CustomFit Lid Caddy
- 44 dBA
- Active Flood Protect



Café™ 30" Smart Slide-In, Front-Control, Gas Range with Convection Oven

CGS700P3MD1

- GAS**
- Built-In WiFi, Powered by SmartHQ™ App*
 - Personalized Features + Upgrades
 - No-Preheat Air Fry



Café™ 30" Smart Slide-In, Front-Control, Radiant and Convection Range

CES700P3MD1

- ELECTRIC**
- Built-In WiFi, Powered by SmartHQ™ App*
 - Personalized Features + Upgrades
 - No-Preheat Air Fry



Café™ ENERGY STAR® 27.7 Cu. Ft. Smart French-Door Refrigerator with Hot Water Dispenser

CFE28TP3MD1

- Precise Fill Setting
- Hot water dispenser
- TwinChill evaporator



Café™ 1.7 Cu. Ft. Convection Over-the-Range Microwave Oven

CVM517P3RD1

- Air Fry
- Steam Cook Button
- Chef Connect



Additional Refrigeration Options



Café™ ENERGY STAR® 22.1 Cu. Ft. Smart Counter-Depth French-Door Refrigerator with Hot Water Dispenser

CYE22TP3MD1

- Precise Fill Setting
- Hot water dispenser
- Counter-depth design



Café™ ENERGY STAR® 28.7 Cu. Ft. Smart 4-Door French-Door Refrigerator With Dual-Dispense AutoFill Pitcher

CGE29DP3TD1**

- Dual-Dispense AutoFill Pitcher
- Convertible Drawer with Soft Freeze
- LED Light Wall



*SmartHQ™ Connect Module is required and sold separately. It is available for order on geappliances.com, part number PBX23W00Y0.

FREE-STANDING
Pro Package

Upgraded offerings with enhanced capabilities. Expect total convenience and inspired cooking experiences.



Commercial Style Hood

- Built-In WiFi
- 610-CFM range hood blower
- Heat sensor

UVW93042PSS – 30"

UVW93642PSS – 36"



**Café™ ENERGY STAR®
 22.1 Cu. Ft. Smart Counter-Depth
 French-Door Refrigerator
 with Hot Water Dispenser**

CYE22TP2MS1

- Hot water dispenser
- Counter-depth design
- Wi-Fi connect



**Café™ 36" Smart
 All-Gas Commercial-Style
 Range with 6 Burners**

CGY366P2TS1

GAS

- 6.2 cu ft. capacity
- Inspiral burner
- 21K BTU Multiple-Ring burner



**Café™ Stainless Steel Interior
 Dishwasher with Sanitize
 and Ultra Wash & Dry**

CDT858P2VS1*

- Dual Convection Ultra Dry
- CustomFit Top Rack with Ultra Wash & CustomFit Lid Caddy
- 44 dBa
- Active Flood Protect



Additional Cooking Options



**Café™ 1.7 Cu. Ft.
 Convection Over-the-Range
 Microwave Oven**

CVM517P2RS1


- Air Fry
- Steam cook button
- Chef Connect



**Café™ 30"
 Gas Cooktop**

CGP70302NS1

- 18,000 BTU burner
- More with less cookware
- LED backlight



**Café™ 36"
 Gas Cooktop**

CGP70362NS1

- 18,000 BTU burner
- Spend more time cooking and less time cleaning up
- LED backlight



Pro Package



**Café™ 48" Smart Dual-Fuel
 Commercial-Style Range
 with 6 Burners and Griddle**

C2Y486P2TS1

GAS

- Versatile cooktop
- Caterer oven
- Superior heat distribution with industry-exclusive Inspiral burner



COOKING



Café™ Built-In Microwave/Convection Oven

CWB713P2NS1

- 17 cu. ft. capacity
- Convection cooking
- Combination Fast Cook setting
- Steam cook



Café™ 1.5 Cu. Ft. Smart Countertop Convection/Microwave Oven

**CEB515P2NSS
CEB515P3NDS
CEB515P4NWM**

- Scan-to-Cook Technology
- Built in WiFi

Available Trim Kits

**CX152P2MSS – 27"
CX153P2MSS – 30"**



Café™ 2.1 Cu. Ft. Smart Over-the-Range Microwave Oven

CVM721M2NS5

- Platinum Glass
- Built-in WiFi powered by SmartHQ™
- Scan-to-cook technology
- Chef Connect



Café™ 1.7 Cu. Ft. Convection Over-the-Range Microwave Oven

CVM517P2RS1

- Air Fry
- Steam cook button
- Chef Connect



Café™ 30" Smart Built-In Convection Double Wall Oven

CTD90DP2NS1

- ADA Compliant
- Built-in WiFi powered by SmartHQ™
- In-Oven Camera



Café™ 30" Combination Double Wall Oven With Convection And Advantium® Technology

CTC912P2NS1

- Five-in-one oven
- Speedcook
- True European Convection (lower oven)



Café™ 30" Smart Built-In Convection Single Wall Oven

CTS90DP2NS1

- Built-in WiFi powered by SmartHQ™
- No Preheat Air Fry
- Precision Cooking Modes
- In-Oven Camera



Café™ 36" Built-In Touch Control Induction Cooktop

CHP90361TBB

- Easy Clean Surface with Beveled Edges
- Guided Cooking
- Rapid Boil



Café™ 30" Wall-Mount Glass Canopy Chimney Hood

CVW73012MSS

- Dual-halogen cooktop light
- 350-CFM Venting System
- Electronic backlit controls



Café™ 36" Wall-Mount Glass Canopy Chimney Hood

CVW73612MSS

- Dual-halogen cooktop light
- 350-CFM Venting System
- Electronic backlit controls

REFRIGERATORS



Café™ 18.6 Cu. Ft. Smart Counter-Depth, French-Door Refrigerator

CWE19SP2NS1

- Fits in a 33" opening
- Counter-depth design
- WiFi optional



Café™ 23.1 Cu. Ft. Smart Counter-Depth, French-Door Refrigerator

CWE23SP2MS1

- Counter-depth design
- Internal water dispenser
- Factory-installed icemaker



Café™ 22.3 Cu. Ft. Smart Counter-Depth, 4-Door French-Door Refrigerator

CXE22DP2PS1

- Convertible Drawer with Soft Freeze
- LED Light Wall
- Hands-Free AutoFill



Café™ 21.9 Cu. Ft. Counter-Depth, Side-by-Side Refrigerator

CZS22MP2NS1

- Designed for flush install
- Spillproof shelves
- Humidity controlled drawers



**This is
smarter business.**

GE Profile provides homeowners modern design and the latest features in home appliances. Designed for today's smart home, GE Profile provides features that allow you to do more, through remote monitoring, voice activation and technology that takes the guesswork out of cooking and cleaning.

This is the Smarter Innovation you've been looking for. This is smarter business, this is GE Profile.



See the latest from Profile on our social channels.

For the Modern Kitchen Package Options

FREE-STANDING

BASIC



GE Profile™ ENERGY STAR®
27.7 Cu. Ft.
French-Door Refrigerator

PFE28KYNFS

- Hands-Free AutoFill
- Second icemaker option
- Drop-down tray



GE Profile™ 2.1 Cu. Ft.
Over-the-Range Sensor
Microwave Oven

PVM9005SJSS

- Chef Connect
- Bottom control with integrated handle
- Fast Cook
- Convection rack



GE Profile™ 30" Smart
Slide-In Gas

PGS930YPFS

- Built-in WiFi powered by SmartHQ™
- No-preheat air fry
- Edge-to-edge cooktop



GE Profile™ 30" Smart
Slide-In Electric Convection

PSS93YPFS

- 12"/9"/6" 3,600-watt Power Boil™
- Two 8" synchronized elements
- Glide touch controls



GE Profile™ Top Control with Stainless Interior
Dishwasher, Towel Bar Handle

PDT715SYVFS*

- Dry Boost with Fan Assist
- Deep Clean Silverware Jets
- Bottle Jets




Additional Options



GE Profile™
ENERGY STAR®
25.3 Cu. Ft.
Side-by-Side Refrigerator

PSE25KYHFS


- Showcase LED lighting
- Turbo Cool setting
- Quick Ice setting



GE Profile™ UltraFresh System™
Dishwasher with Stainless Steel Interior

PDP755SYVFS

- Deep Clean Washing 3rd Rack
- Twin Turbo Dry Boost™
- Microban™ Antimicrobial Technology
- Active Flood Protect



GE Profile™ UltraFresh System™
Dishwasher with Stainless Steel Interior

PDT755SYVFS

- Deep Clean Washing 3rd Rack
- Twin Turbo Dry Boost™
- Microban™ Antimicrobial Technology
- Active Flood Protect



*SmartHQ™ Connect Module is required and sold separately. It is available for order on geappliances.com, part number PBX23W00Y0.



For the Technology Enthusiasts

BUILT-IN WALL OVENS



BASIC



GE Profile™ ENERGY STAR® 22.1 Cu. Ft. Counter-Depth French-Door Refrigerator

PYE22KYNFS

- Hands-Free AutoFill
- Full-width, electronic temperature-controlled drawer with LED lights
- Second icemaker option



GE Profile™ 30" Built-In Touch Control Electric Cooktop

PEP9030STSS

- Power Boil™ on Tri- and Dual-Ring elements
- Precision temperature control
- Guided cooking



GE Profile™ 30" Commercial Style Hood

UVW93042PSS

- 610-CFM venting system
- Four-speed fan control
- Horizontal and vertical exhaust



GE Profile™ 30" Smart Built-In Convection Double Wall Oven

PTD7000SNSS

- No-preheat air fry
- Precision cooking
- Built-in WiFi powered by SmartHQ



GE Profile™ Top Control with Stainless Interior Dishwasher Pocket Handle

PDT715SYVFS*

- Dry Boost™ with Fan Assist
- Deep Clean Silverware Jets
- Bottle jets



Additional Options



GE Profile™ 30" Smart Built-In Convection Single Wall Oven

PTS7000SNSS

- No-preheat air fry
- Precision cooking
- Built-in WiFi powered by SmartHQ™



GE Profile™ 36" Built-In Touch Control Electric Cooktop

PEP9036STSS

- Power Boil™ on Tri- and Dual-Ring elements
- Precision temperature control
- Guided cooking



GE Profile™ 30"/36" Wall-Mount Chimney Hood

UVW7301SWSS - 30"

UVW7361SWSS - 36"

- 420-CFM venting system
- Push-button controls
- Variable-speed fan control

*SmartHQ™ Connect Module is required and sold separately. It is available for order on geappliances.com, part number PBX23W00YO.

For the Technology Enthusiasts

BUILT-IN WALL OVENS





ADVANCED



GE Profile™ Series ENERGY STAR® 28.7 Cu. Ft. Smart Fingerprint Resistant 4-Door French-Door Refrigerator With Dual-Dispense AutoFill Pitcher

PGE29BYTFS

- Dual-Dispense with AutoFill Pitcher
- LED Light Wall
- Adjustable Temperature Drawer



GE Profile™ 30" Smart Built-In Convection Double Wall Oven

PTD7000SNSS

- No-preheat air fry
- Precision cooking
- Built-in WiFi powered by SmartHQ™



GE Profile™ 30" Built-In Touch Control Induction Cooktop

PHP9030STSS

- Digital touch controls
- 11" 3,700-watt Power Boil™ element
- SyncBurners



GE Profile™ 30" Commercial Style Hood

UVW93042PSS

- 610-CFM venting system
- Four-speed fan control
- Horizontal and vertical exhaust



GE Profile™ UltraFresh System™ Dishwasher with Microban® Antimicrobial Technology Top Control

PDT755SYVFS

- Deep Clean Washing 3rd Rack
- Twin Turbo Dry Boost™
- Microban™ Antimicrobial Technology
- Active Flood Protect



Additional Options



GE Profile™ 36" Built-In Touch Control Induction Cooktop

PHP9036STSS

- Digital touch controls
- 11" 3,700-watt Power Boil™ element
- Sync Burners



GE Profile™ 36" Commercial Style Hood

UVW93642PSS

- 610-CFM venting system
- Four-speed fan control
- Horizontal and vertical exhaust



GE Profile™ 30"/36" Smart Designer Wall-Mount Perimeter Venting

UVW9301SLSS - 30"

UVW9361SLSS - 36"

- Perimeter venting
- LED backlit glass touch control
- Included duct cover reaches up to 10 ft.



À LA CARTE OPTIONS

REFRIGERATORS



GE Profile™ 23.1 Cu. Ft. Smart Refrigerator

PWE23KYNFS*

- Fits 32" openings
- Internal water dispenser
- Factory-installed icemaker
- Optional WiFi Connect
- Full-width, electronic temperature-controlled drawer with LED lights ▶
- TwinChill evaporators ▶



MICROWAVES & TRIM KITS



GE Profile™ 2.2 Cu. Ft. Built-In Sensor Microwave Oven

PEB7227ANDD


- Dark grey microwave with stainless trim kit
- Glass touch controls ▶
- 2.2 cu. ft. capacity
- Sensor cooking controls ▶



Available Trim Kits

JX7227SLSS – 27" JX7230SLSS – 30"

- Required for built-in microwaves
- Order separately



GE Profile™ 1.7 Cu. Ft. Convection Over-the-Range Microwave Oven

PVM9179SRSS

- Air Fry ▶
- Sensor cooking controls ▶
- Chef Connect ▶

*SmarthQ™ Connect Module is required and sold separately. It is available for order on geappliances.com, part number PBX23W00Y0.




Profile™

LAUNDRY PACKAGE



Space-Saving, Time-Saving Technology

ULTRAFAST COMBO



Easy Installation

Plugs into standard 120v outlet and no need for a dry exhaust vent.



Complete Cycle in 2 Hours*

Wash + dry a large load of laundry in about 2 hours* without the hassle of transferring clothes between two machines.



Greater Energy Savings

50% more energy efficient drying** with Ventless Heat Pump.



GE Profile™ 4.8 Cu. Ft. Capacity
UltraFast Washer/Dryer Combo
with Ventless Heat Pump Technology

PFQ97HSPVDS

- 2-in-1 Washer/Dryer
- Fast Airflow Drying System
- Easy Installation, 120V and no dryer vent



*Based on completing the Normal Wash + Dry cycle with Eco Dry using a 10-lb. DOE or Mixed Load in about 2 hours. See Use & Care.

**Efficiency rating as compared to the requirements for ENERGY STAR qualification for standard electric dryers.

À LA CARTE OPTIONS

LAUNDRY

SILVER



GE Profile™ 5.0 Cu. Ft. Capacity Washer with Smarter Wash Technology and FlexDispense™ – *Wash Mechanism: Infusor*

PTW600BSRWS

- Smarter Wash Technology ▶
- Microban® Antimicrobial Technology ▶
- Smart FlexDispense™ ▶



GE Profile™ 4.9 Cu. Ft. Capacity Washer with Smarter Wash Technology and FlexDispense™ – *Wash Mechanism: Single Action Agitator*

PTW605BSRWS

- Smarter Wash Technology ▶
- Microban® Antimicrobial Technology ▶
- Smart FlexDispense™ ▶



GE Profile™ 7.4 Cu. Ft. Capacity Dryer with Washer Link, Wrinkle Care and Sensor Dry
Wash Mechanism: Single Action Agitator

- Sensor Dry
- Sanitize Cycle
- 120 ft. venting

PTD60EBSRWS - Electric
PTD60GBSRWS - Gas



GOLD



GE Profile™ 5.4 Cu. Ft. Capacity Washer with Smarter Wash Technology and FlexDispense™

PTW900BPTRS

- Voice Assistant with Built-In Alexa ▶
- SmartDispense™ Technology ▶
- Quiet Wash with direct drive motor and patented dBt control



GE Profile™ 7.3 Cu. Ft. Capacity Smart Electric/Gas Dryer with Fabric Refresh

- Fabric Refresh ▶
- Steam
- Tangle Control ▶

PTD90EBPTRS - Electric
PTD90GBPTRS - Gas



À LA CARTE OPTIONS

LAUNDRY

SILVER



GE® 5.0 Cu. Ft. Capacity Smart Front Load ENERGY STAR® Washer with UltraFresh™ Vent System+ with OdorBlock™

PFW870SPVRS

- SmartDispense™ Technology ▶
- UltraFresh Vent System+ With OdorBlock™ ▶
- More Energy Efficient
- Tier 2 Certified



GE® 7.8 Cu. Ft. Capacity Smart Front Load Dryer with Steam and Sanitize Cycle

PFD87ESPVRS - Electric PFD87GSPVRS - Gas

- Convenient 4-Way Venting
- Washer Link ▶
- Steam Cycle ▶



GOLD



GE Profile™ 5.3 Cu. Ft. Capacity Smart Front Load ENERGY STAR® Steam Washer with Adaptive SmartDispense™ UltraFresh Vent System Plus™ with OdorBlock™

PFW950SPTDS

- UltraFresh Vent System+ ▶
- Microban® Antimicrobial Technology ▶
- Adaptive SmartDispense™ ▶



GE Profile™ 7.8 Cu. Ft. Capacity Smart Front Load Dryer with Steam and Sanitize Cycle

- Steam Sanitize
- Adaptive MySettings
- Washer Link ▶

PFD95ESPTDS - Electric PFD95GSPTDS - Gas





good things, for life.



GE APPLIANCES

Dependable Appliances Built for Modern Life

GE Appliances offers kitchens that perfectly complement modern finishes, materials and colors. Backed by more than 100 years of purposeful innovations, owners can expect style, lasting quality and features that improve their everyday lives.



**See the latest from GE Appliances
on our social channels.**

BASE HOME PACKAGE

FREE-STANDING



GE® 25.3 Cu. Ft. Side-by-Side Refrigerator
GSS25GYPFS

- LED lighting
- Edge-to-edge shelves
- Fingerprint Resistant



GE® 30" Free-Standing Range
JGBS60REKSS

- GAS**
- 13,000-BTU burner
 - Precise Simmer burner
 - Black matte steel grates



GE® 30" Free-Standing Range
JB645RKSS

- ELECTRIC**
- Two 9"/6" Power Boil™ elements
 - Self-clean oven
 - Dual-element bake



GRF500PVSS

- ELECTRIC**
Available June 2024
- One 9"/6" and One 9" Power Boil™ elements
 - Warming Zone
 - Express Preheat
 - Crisp Mode



GE® Dishwasher with Front Controls
GDF510PSRSS*

- Dry Boost™
- Active Flood Protect
- Piranha hard-food disposer
- Reliable performance



GE® 1.5 Cu. Ft. Over-the-Range Microwave Oven
JVM3162RJSS

- 950 watts (IEC-705 test procedure)
- Convenience cooking controls
- Auto and time defrost

Additional Cooking Options



GE® 36" Built-In Cooktop
JGP3036SLSS

- GAS**
- 15,000-BTU Power Boil™ burner
 - Precise Simmer burner
 - Sealed cooktop burners
 - MAX burner system



GE® 30" Free-Standing Range
JGB645SEKSS

- GAS**
- Two-piece continuous edge-to-edge cooktop
 - 15,000 BTU Power Boil™ burner
 - Precise Simmer burner



GE® 30" Free-Standing Range
JBS60RKSS

- ELECTRIC**
- 9"/6" Power Boil element
 - Dual-element bake
 - 5.3 cu. ft. oven capacity



GRF400SVSS

- ELECTRIC**
Available March 2024
- 9"/6" Power Boil burner
 - Steam Clean
 - 5.3 cu. ft.

*SmartHQ™ Connect Module is required and sold separately. It is available for order on geappliances.com, part number PBX23W00Y0.



BASE HOME PACKAGE

BUILT-IN



GE® 25.3 Cu. Ft. Side-by-Side Refrigerator

GSS25GYPFS

- LED lighting
- Edge-to-edge shelves
- Clear door shelves
- Fingerprint Resistant



GE® 30" Under-the-Cabinet Hood

JVX3300SJSS

- 10-minute installation
- Convertible venting options
- Cooktop lighting



GE® Dishwasher with Front Controls

GDF510PSRSS*

- Dry Boost™
- Reliable Performance
- Piranha™ hard-food disposer



GE® 30" Smart Built-in Single Wall Oven

JTS3000SNSS

- Never-Scrub, heavy-duty racks
- Self-clean oven with optional Steam Clean
- Built-in WiFi powered by SmartHQ™



GE® 30" Built-in Knob Control Cooktop

JP3030SWSS



- Melt setting
- Power Boil™ elements
- Hot surface indicator lights
- Cooktop "On" indicator light



GE® 30" Built-In Cooktop

JGP3030SLSS



- 15,000-BTU Power Boil™ burner
- Precise Simmer burner
- Sealed cooktop burners
- MAX burner system



Additional Cooking Options



GE® 36" Built-In Cooktop

JGP3036SLSS



- 15,000-BTU Power Boil™ burner
- Precise Simmer burner
- Sealed cooktop burners
- MAX burner system



GE® 36" Built-in Knob Control Cooktop

JP3036SLSS



- Melt setting
- Hot surface indicator lights
- Cooktop "On" indicator light
- Power Boil™ element



GE® 36" Under-the-Cabinet Hood

JVX5360SJSS

- 10-minute installation
- Convertible venting options
- Four-speed with boost, 310-CFM venting system



GE® 30" Smart Built-in Double Wall Oven

JTD3000SNSS

- Never-Scrub, heavy-duty racks
- Self-clean oven with optional Steam Clean (both)
- Built-in WiFi powered by SmartHQ™



*SmartHQ™ Connect Module is required and sold separately. It is available for order on geappliances.com, part number PBX23W00Y0.

FOR THE FAMILY PACKAGE

FREE-STANDING



GE® ENERGY STAR® 25.6 Cu. Ft. French-Door Refrigerator

GFE26JYMFS

- Fingerprint-resistant Stainless
- External controls with temperature set display, child lock and door alarm
- 2 humidity-controlled drawers and full-width drawer



GE® 30" Slide-In Front Control Gas Range

JGSS66SELSS

- **GAS**
- Edge-to-edge cooktop
- Two 15,000-BTU Power Boil™ burners
- Extra-large, integrated, non-stick griddle
- 10,000-BTU oval burner



TRANSITION to

GG500SVSS

- **GAS**
- Available December 2024
- Express Preheat
- 5 Burner Edge-to-Edge Cooktop & Extra-Large Integrated Non-Stick Griddle
- Crisp Mode
- Steam Clean

or

GE® 30" Slide-In Electric Range

JS645SLSS

- **ELECTRIC**
- Two 9"/6" 3100W Power Boil™ elements
- Self-clean oven
- Dual-element bake



TRANSITION to

GRS500PVSS

- **ELECTRIC**
- Available June 2024
- One 9"/6" and One 9" Power Boil Elements
- Warming Zone
- Express Preheat
- Self & Steam Clean
- Crisp Mode

GE® 1.7 Cu. Ft. Over-the-Range Sensor Microwave Oven

JVM6175SKSS

- Weight and time defrost
- 1,000 watts (IEC-705 test procedure)
- Two-speed, 300-CFM venting system
- Charcoal filter installation



GE® Top Control with Plastic Interior Dishwasher

GDT535PSRSS

- Dry Boost™
- Steam+Sani
- Reliable Performance



Counter-Depth Refrigerator



GE® ENERGY STAR® 22.1 Cu. Ft. Counter-Depth French-Door Refrigerator

GYE22GYNFS*

- Counter-depth design
- Space-saving icemaker
- Second icemaker option
- TwinChill evaporators



*SmartHQ™ Connect Module is required and sold separately. It is available for order on geappliances.com, part number PBX23W00Y0.



FOR THE FAMILY PACKAGE

BUILT-IN



GE® ENERGY STAR® 22.1 Cu. Ft. Counter-Depth French-Door Refrigerator

GYE22GYNFS*

- Counter-depth design
- Space-saving icemaker
- Second icemaker option
- TwinChill evaporators



GE® 30" Smart Built-In Convection Double Wall Oven
JTD5000SVSS

- True European Convection
- Anywhere control with remote notifications
- Never-Scrub, heavy-duty, smooth-glide racks
- No-Preheat Airfry



GE® 30" Wall-Mount Pyramid Chimney Hood
JVW5301SJSS

- 350-CFM venting system with boost
- Electronic backlit controls
- Dual-halogen cooktop lighting
- Vent hood installation

GE® 30" Knob Control Cooktop

JP3030SWSS

- Melt setting
- Power Boil™ elements
- Hot surface indicator lights
- Cooktop "On" indicator light



GE® Top Control with Plastic Interior Dishwasher

GDT535PSRSS*

- Dry Boost™
- Steam+Sani
- Reliable Performance



Additional Options



GE® ENERGY STAR® 25.6 Cu. Ft. French-Door Refrigerator

GFE26JYMF5

- Fingerprint-resistant Stainless
- External controls with temperature set display, child lock and door alarm
- 2 humidity-controlled drawers and full-width drawer



GE® 30" Smart Built-In Convection Single Wall Oven

JTS5000SVSS

- True European Convection
- Anywhere control with remote notifications
- Never-Scrub, heavy-duty, smooth-glide racks
- No-Preheat Airfry



GE® 36" Built-in Knob Control Cooktop

JP3036SLSS

- Melt setting
- Power Boil™ element
- Hot surface indicator lights
- Cooktop "On" indicator light



GE® 36" Wall-Mount Pyramid Chimney Hood

JVW5361SJSS

- 350-CFM venting system with boost
- Electronic backlit controls
- Dual-halogen cooktop lighting



GE® 30" or 36" ENERGY STAR® Under-the-Cabinet Hood

JVX5300SJSS
JVX5305SJSS

- Four-speed with boost, 310-CFM venting system
- Dual-halogen lighting with night light (bulbs included)
- Optional remote control for ADA installation (UXRC70)



*SmartHQ™ Connect Module is required and sold separately. It is available for order on geappliances.com, part number PBX23W00Y0.

SLATE FOR THE FAMILY PACKAGE

FREE-STANDING



BETTER



GE® ENERGY STAR® 27.7 Cu. Ft. French-Door Refrigerator

GFE28GMKES

- TwinChill evaporators
- Fingerprint Resistant
- 2 humidity-controlled drawers and full-width drawer with LED light



GE® ENERGY STAR® 25.6 Cu. Ft. Smart Refrigerator

GFE26JMES

- Fits 36" opening
- Space-saving icemaker & LED lighting
- External controls with temperature set display, child lock and door alarm
- Spillproof shelves



GE® Top Control with Plastic Interior Dishwasher

GDF550PMRES*

- Dry Boost™
- AutoSense Cycle
- Manual + adjustable Upper Rack



GE® 30" Free-Standing Range

JGBS66EEKES

- **GAS**
- Edge-to-edge cooktop
- Extra-large, integrated non-stick griddle
- 15,000-BTU Power Boil™ burner

or

GE® 30" Free-Standing Electric Range

JB645EKES

- **ELECTRIC**
- Two 9"/6" Power Boil™ elements
- Self-clean oven
- Ceramic-glass cooktop
- 5.3 cu. ft. oven capacity



GE® 1.7 Cu. Ft. Over-the-Range Sensor Microwave Oven

JVM6175EKES

- Weight and time defrost
- 1,000 watts (IEC-705 test procedure)
- Two-speed, 300-CFM venting system
- Charcoal filter installation

GOOD



GE® ENERGY STAR® 25.3 Cu. Ft. Side-by-Side Refrigerator

GSS25GMPES

- LED lighting
- Edge-to-edge shelves
- Clear door shelves



GE® 30" Free-Standing Range

JGBS66EEKES

- **GAS**
- Edge-to-edge cooktop
- Extra-large, integrated non-stick griddle
- 15,000-BTU Power Boil™ burner

or

GE 30" Free-Standing Electric Range

JB645EKES

- **ELECTRIC**
- Two 9"/6" Power Boil™ elements
- Self-clean oven
- Ceramic-glass cooktop
- 5.3 cu. ft. oven capacity



TRANSITION to

GE® 30" Free-Standing Electric Range

GRF500PVES

- **ELECTRIC**
- Available June 2024
- One 9"/6" and One 9" Power Boil Elements
- Warming Zone
- Express Preheat
- Crisp Mode



GE® Top Control with Plastic Interior Dishwasher

GDF550PMRES*

- Dry Boost™
- AutoSense Cycle
- Manual + adjustable Upper Rack



GE® 1.7 Cu. Ft. Over-the-Range Sensor Microwave Oven

JVM6175EKES

- Weight and time defrost
- 1,000 watts (IEC-705 test procedure)
- Two-speed, 300-CFM venting system
- Charcoal filter installation

*SmarHQ™ Connect Module is required and sold separately. It is available for order on geappliances.com, part number PBX23W00YO.



HIGH-PERFORMANCE PACKAGE

FREE-STANDING



GE® ENERGY STAR® 27.7 Cu. Ft. French-Door Refrigerator

GFE28GYNFS

- TwinChill evaporators
- Fingerprint Resistant
- 2 humidity-controlled drawers and full-width drawer with LED light



GE® ENERGY STAR® 25.6 Cu. Ft. French-Door Refrigerator

GFE26JYMFS

- Fingerprint Resistant
- Space-saving icemaker
- 2 humidity-controlled drawers and full-width drawer with LED light



GE® Top Control Dishwasher with Stainless Steel Interior and Sanitize Cycle

GDT670SYVFS

- Dry Boost™ Technology
- Third Rack with Removable Silverware Caddy
- Deep Clean Silverware Jets



GE® 30" Slide-In Convection Range

JGS760SPSS

- No-preheat air fry
- Edge-to-edge cooktop
- Built-in WiFi powered by SmartHQ™



GG600AVFS

- **GAS**
- Available December 2024

- 2 PowerBoil burners, 15,000 BTU & 18,000 BTU
- EasyWash™ Oven Tray
- Dual Power Broil & No-preheat air fry
- Convection



GE® 1.7 Cu. Ft. Over-the-Range Sensor Microwave Oven

JVM7195SKSS

- 1,000 watts (IEC-705 test procedure)
- Weight and time defrost
- Four-speed, 400-CFM venting system

GE® 30" Slide-In Convection Range

JS760SPSS

- **ELECTRIC**
- No-preheat air fry
- 12"/9" dual element
- Built-in WiFi powered by SmartHQ™



GRS600AVFS

- **ELECTRIC**
- Available June 2024

- One 9"/6" and One 12"/9" Power Boil Elements
- EasyWash™ Oven Tray
- No-preheat air fry
- Hidden bake
- Built-In WiFi powered by SmartHQ



*SmartHQ™ Connect Module is required and sold separately. It is available for order on geappliances.com, part number PBX23W00Y0.

À la Carte Options

DISHWASHERS

Built-In Hidden Controls



GE® Top Control with Plastic Interior Smart Dishwasher with Sanitize Cycle & Dry Boost™

GDT635HSRSS

- Built-in WiFi powered by SmartHQ™
- Dry Boost™
- Bottle Jets
- Active Flood Protect
- Smooth Touch Controls
- 50 dBA



GE® Top Control with Stainless Steel Interior Smart Dishwasher with Sanitize Cycle & Dry Boost™

GDT670SYVFS

- Dry Boost™
- Steam+Sani
- Active Flood Protect
- Piranha™ hard-food disposer
- Cabinet-depth flush install
- WiFi optional*
- Reliable Performance
- 46 dBA



*Stainless - GDT535PSRSS
White - GDT535PGRWW
Black - GDT535PGRBB*


GE® Plastic Interior Smart Dishwasher

GDT535P*

- Dry Boost™
- Steam+Sani
- Active Flood Protect
- Piranha™ hard-food disposer
- Cabinet-depth flush install
- WiFi optional*
- Reliable Performance
- 55 dBA



Built-In Front Controls




*Stainless - GDF510PSRSS
White - GDF510PGRWW
Black - GDF510PGRBB
Stainless - GDF511PSRSS (with power cord)
White - GDF511PGRWW (with power cord)
Black - GDF511PGRBB (with power cord)*

GE® Plastic Interior Smart Dishwasher

GDF510P*

GDF511*

- Dry Boost™
- Active Flood Protect
- Piranha™ hard-food disposer
- WiFi optional*
- Reliable Performance



GE® Plastic Interior Smart Dishwasher

GDF450PSRSS*

- Heavy Wash with Dry Boost™
- Normal Wash with Heated Dry
- Active Flood Protect
- Piranha™ hard-food disposer
- Cabinet-depth flush install
- Built-up-floor capable
- WiFi optional*
- Reliable Performance



GE ADA Compliant Dishwashers



GE® Stainless Steel Interior Smart Dishwasher

GDT226SSLSS*

- ADA compliant with low-profile installation
- 3-level wash
- AutoSense Cycle
- Bottle Jets
- Piranha™ hard-food disposer with removable filter
- Sanitize option (NSF 184 Certified)
- WiFi optional*
- 51 dBA



GE® Stainless Steel Interior Smart Dishwasher

GDT225SSLSS*

- ADA compliant
- 3-level wash
- AutoSense Cycle
- Bottle Jets
- Piranha™ hard-food disposer with removable filter
- WiFi optional*
- 51 dB



*SmartHQ™ Connect Module is required and sold separately. It is available for order on geappliances.com, part number PBX23W00Y0.

À la Carte Options

GE Disposalls



GE APPLIANCES

À LA CARTE OPTIONS Garbage Disposer



**GE® 1 HP
Continuous Feed
Garbage Disposer
Non-Corded**

GFC1020N

- Over 2,800 RPM
- Easy Installation



**GE® 3/4 HP
Continuous Feed
Garbage Disposer
Non-Corded**

GFC720N

- Over 2,700 RPM
- Easy Installation



**GE® 1/2 HP
Continuous Feed
Garbage Disposer
Non-Corded/Corded**

**GFC520N | GFC525N
Non-Corded | Corded**

- Over 2,600 RPM
- Easy Installation



**GE® 1/3 HP
Continuous Feed
Garbage Disposer
Non-Corded/Corded**

**GFC320N | GFC325N
Non-Corded | Corded**

- Over 2,300 RPM
- Easy Installation



**GE DISPOSALL®
1 HP Continuous
Feed Garbage
Disposer - Corded**

GFC1065W

- Over 2,800 RPM
- Universal 3-Bolt
Installation



**GE DISPOSALL®
1/3 HP Continuous
Feed Garbage
Disposer - Corded**

GFC365W

- Over 2,300 RPM
- Universal 3-Bolt
Installation



**GE DISPOSALL® 1/2
HP Continuous Feed
Garbage Disposer
Corded**

GFC565W

- Over 2,600 RPM
- Universal 3-Bolt
Installation



**GE DISPOSALL®
3/4 HP Continuous
Feed Garbage
Disposer - Corded**

GFC765W

- Over 2,700 RPM
- Universal 3-Bolt
Installation

*SmartHQ™ Connect Module is required and sold separately. It is available for order on geappliances.com, part number PBX23W00Y0.

À la Carte Options

FREE-STANDING RANGES



GE® 30" Self-Clean Range
JB256

- ELECTRIC**
- 5.0 cu. ft. oven capacity
 - Self-clean oven
 - Sensi-Temp Technology

*Stainless - JB256RTSS
White - JB256DMWW
Black - JB256DMBB*



GE® 30" Free Standing Range
JGBS66REKSS

- GAS**
- Edge-to-edge cooktop
 - Extra-large integrated non-stick griddle
 - 15,000 BTU Power Boil™ burner
 - Center oval burner



Free-Standing Electric Convection Range

JB655YKFS

- ELECTRIC**
- No-preheat air fry
 - Fingerprint resistant options
 - Self-clean oven
 - 5.3 cu. ft. oven capacity



TRANSITION
to

GRF600AVSS

- ELECTRIC**
- Available March 2024*
- One 9"/6" and One 12"/9" Power Boil burner
 - EasyWash™ Oven Tray
 - No-preheat air fry



Free-Standing Gas Convection Range

JGB735SPSS

- GAS**
- No-preheat air fry
 - Edge-to-edge cooktop
 - Integrated griddle

TRANSITION
to

GGF600AVSS

- GAS**
- Available September 2024*
- 2 PowerBoil burners 15,000-BTU
 - EasyWash™ Oven Tray
 - No-preheat air fry
 - Dual Power Broil



MICROWAVES & VENTILATION



GE® 1.6 Cu. Ft. Capacity Oven
JNM3163RJSS

- 950 watts (IEC-705 test procedure)
- Convenience cooking controls
- Auto and time defrost




GE® 1.6 Cu. Ft. Capacity Oven
JVM3160RFSS

- 1,000 watts (IEC-705 test procedure)
- Convenience cooking controls
- Auto and time defrost
- Two-speed, 300-CFM venting system
- Charcoal filter installation



GE® 1.7 Cu. Ft. Capacity Oven
JVM6172SKSS

- 1,000 watts (IEC-705 test procedure)
- Weight and time defrost
- Two-speed, 300-CFM venting system



GE® 1.9 Cu. Ft. Capacity Sensor Oven
JVM7195SKSS

- 1,000 watts (IEC-705 test procedure)
- Weight and time defrost
- Four-speed, 400-CFM venting system
- Easy-clean interior with Steam Clean



GE® 20" Custom Hood Insert With Dimmable LED Lighting
UVC7300SLSS

- 390-CFM blower
- Dual-LED dimmable lighting
- Dishwasher-safe filter



GE® 36" Custom Hood Insert With Dimmable LED Lighting
UVC9360SLSS

- Adjustable 610-CFM blower
- Triple-LED lighting
- Dishwasher-safe filter



GE® Hood Liner

- Custom appearance and built-in convenience

*UXHL30 - 30"
UXHL36 - 36"*

À la Carte Options

REFRIGERATORS & FREEZERS



GE APPLIANCES

À LA CARTE OPTIONS À LA CARTE OPTIONS Refrigerators & Freezers

French-Door Refrigerators

GE® 18.6 Cu. Ft. Smart® Counter-Depth Refrigerator



GWE19JYLF5

- Fits 33" openings
- Fingerprint Resistant
- Factory-installed icemaker with water filtration system
- LED lighting



GE® ENERGY STAR® 21.9 Cu. Ft. Fingerprint Resistant Counter-Depth French-Door Refrigerator



GWE22JYMFS

- Fits 36" openings
- Fingerprint Resistant
- Factory-installed icemaker with water filtration system
- LED lighting



GE® 20.8 Cu. Ft. Smart® Refrigerator with Door Alarm

GNE21FYKFS*

- Fits 30" openings
- LED lighting
- 2 humidity-controlled drawers and 1 full-width, adjustable temperature drawer
- Factory-installed icemaker



GE® ENERGY STAR® 20.6 Cu. Ft. Fingerprint Resistant Counter-Depth French-Door Refrigerator



GYE21JYMFS

- Fit 36" openings
- Fingerprint Resistant
- External Ice & Water dispenser with temperature display
- Space saving in-door icemaker
- LED lighting



GE® 24.7 Cu. Ft. Smart® Refrigerator



GNE25JYKFS

- Fits 33" openings
- Fingerprint Resistant
- Internal water dispenser
- LED lighting
- Factory-installed icemaker



Side-by-Side Refrigerators



GE® 23.0 Cu. Ft. Refrigerator

GSE23GYPFS

- 33" wide refrigerator
- Fingerprint Resistant
- LED lighting
- Edge-to-edge shelves
- Clear door shelves



GE® 25.3 Cu. Ft. Refrigerator

GSE25GYPFS

- 36" wide refrigerator
- Fingerprint Resistant
- Edge-to-edge shelves
- Clear door shelves
- Interior storage drawers



GE® 21.9 Cu. Ft. Counter-Depth Refrigerator

GZS22DSJSS

- 36" wide refrigerator
- Counter-depth design
- LED lighting
- Integrated shelf support system
- Adjustable slide-out, spillproof glass shelves
- Adjustable clear door bins

Bottom Freezer



GE® ENERGY STAR® 17.7 Cu. Ft. Counter-Depth Bottom-Freezer Refrigerator

GBE17HYRFS

- Fits 32" Openings
- Narrow Width
- Counter Depth
- Recessed Handles



*SmartHQ™ Connect Module is required and sold separately. It is available for order on geappliances.com, part number PBX23W00Y0.

À la Carte Options

REFRIGERATORS & FREEZERS

Top Freezer Refrigerators



Voted #1

GE® 16.6 Cu. Ft. Refrigerator

GTE17DT

GTE17GS

- Fits 28" openings
- #1 in Quality and Dependability*
- LED lighting
- Adjustable wire shelves
- Upfront temperature controls



GTE17DTNRBB - Black
GTE17DTNRWW - White
GTE17GSNRSS - Stainless



Voted #1

GE® 17.5 Cu. Ft. Refrigerator

GIE18GSNRSS

- Fits 28" openings
- #1 in Quality and Dependability*
- LED lighting
- Edge-to-edge glass shelves
- Sliding deli drawer



Voted #1

GE® 19.2 Cu. Ft. Refrigerator

GIE19JSNRSS

- Fits 30" openings
- #1 in Quality and Dependability*
- Premium inner door
- LED lighting
- Edge-to-edge glass shelves



GE® 17.5 Cu. Ft. Refrigerator

GTE18DT

GTE18GS

- Fits 33" openings
- LED lighting
- Edge-to-edge glass shelves
- Sliding deli drawer



GTE18DTNRBB - Black
GTE18DTNRWW - White
GTE18GSNRSS - Stainless



Voted #1



GE® ENERGY STAR® 21.1 Cu. Ft. Top-Freezer Refrigerator

GTE21GSH
GTE21GSHSS
GTE21GTHBB

- Interior Lighting
- Adjustable spill-resistant glass shelves
- Snack Drawer & Gallon Door Bins



GE® ENERGY STAR® 21.1 Cu. Ft. Top-Freezer Refrigerator

GIE21GSHSS
GIE21GTHBB
GIE21GTHWW

- Interior Lighting
- Adjustable spill-resistant glass shelves
- Snack Drawer & Gallon Door Bins



*Among 16-22 cu. ft. refrigerators based on an independent study of property maintenance personnel. Source: The Stevenson Company, 2020—Market research company with over 20 years of experience in the appliance industry.





GE APPLIANCES

LAUNDRY PACKAGES



GE APPLIANCES

LAUNDRY PACKAGES

FRONT LOAD LAUNDRY



GE® 4.6 Cu. Ft. Capacity Smart Front Load ENERGY STAR® Washer

GFW510SCVWW

- UltraFresh Vent System with OdorBlock™
- Microban Antimicrobial Technology
- True 32" depth



GE® 7.8 Cu. Ft. Capacity Smart Front Load Dryer

GFD55

- Built-In WiFi powered by SmartHQ™
- Quick Dry
- Sanitize cycle

GFD55ESSNWW - Electric
GFD55GSSNWW - Gas
GFD55ESSNWW - Electric



GE® 5.0 cu. ft. Capacity Smart Front Load ENERGY STAR® Steam Washer with Sanitize + Allergen

GFW655SPVDS - Carbon Graphite
GFW655SVVW - White

- UltraFresh Vent System with OdorBlock™
- SmartDispense™ Technology
- Microban® Antimicrobial Technology



GE® 7.8 cu. ft. Capacity Smart Front Load Dryer with Steam and Sanitize Cycle

GFD65ESPVDS - Carbon Graphite, Electric
GFD65ESSVWW - White, Electric


GFD65GSPVDS - Carbon Graphite, Gas
GFD65GSSVWW - White, Gas

- Power Steam Technology
- Quick Dry
- Built-In WiFi powered by SmartHQ™



GE® FRONT LOAD WASHER/DRYER PEDESTALS

GFP1528SNWW-White
GFP1528PTDS - Carbon Graphite



GE® LAUNDRY 7" RIGHTEIGHT™ RISER

GFR0728SNWW-White
GFR0728PTDS-Carbon Graphite

TOP LOAD LAUNDRY



GE® 4.0 Cu. Ft. Capacity Washer with Stainless Steel Basket and Water Level Control

GTW220ACWWW

- Water Level Control
- Stainless steel basket
- Late Lid Lock Safety

GE® 6.2 Cu. Ft. Capacity Dryer

GTX22

- Auto Dry
- Up to 120-ft. venting capability
- Aluminized alloy drum

GTX22EASKWWW - Electric

GTX22GASKWWW - Gas



GE® 4.4 Cu. Ft. Capacity Washer

GTW490ACJWS

- Efficient Infusor
- Deep Fill ▶
- Stain Pretreat



GE® 7.2 Cu. Ft. Capacity Electric/Gas Dryer

GTD45

- Up to 120-ft. venting capability
- Aluminized alloy drum
- Extended Tumble ▶

GTD45EASJWS - Electric

GTD45GASJWS - Gas



GE® 4.3 Cu. Ft. Capacity Washer with Stainless Steel Basket, Late Lid Lock Safety

GTW525ACWWB

- 5-year/10-year/Lifetime Limited Warranty
- Large 4.3 Cu.Ft. Capacity
- Water Level Control
- Commercial-Grade Components



GE 6.2 Cu. Ft. Capacity Aluminized Alloy Drum Dryer

GTX52

- 5-year warranty
- Even airflow
- Long vent ▶
- Commercial-Grade Components

GTX52EASPWB - Electric

GTX52GASPWB - Gas



GE® 24" Unitized Washer/Dryer with 2.3 Cu. Ft. Capacity Washer and 4.4 Cu. Ft. Capacity Dryer

GUD24

- Stainless steel basket
- Bleach and fabric softener dispensers
- 11 wash cycles
- 6 wash temperatures
- 1 wash/spin speed combination
- Auto Load Sensing
- Rotary electronic controls

GUD24ESSMWWW (Electric)

GUD24GSSMWWW (Gas)



GE® 27" Unitized Washer/Dryer with 3.8 Cu. Ft. Capacity Washer and 5.9 Cu. Ft. Capacity Dryer


GUD27

- Stainless steel basket
- 11 wash cycles
- 6 wash temperatures
- Heavy-duty agitator
- Auto Load Sensing with 4 water levels
- Rotary electronic controls

GUD27ESSMWWW (Electric)

GUD27GSSMWWW (Gas)

COMMERCIAL LAUNDRY



Life is full of cycles

We're here to see you through them all. Again. And again. And again.



GE® 3.8 Cu. Ft. Capacity Commercial Washer with Stainless Steel Basket

VTW565ASVWB

Commercial-Grade Components and Materials

Built to last with a heavy-duty agitator, ½ horsepower motor, stainless steel wash basket, galvanized steel cabinet, and metal transmission.

Protected with Microban®

Antimicrobial Technology built into high-touch elements on the control panel.

800 RPM Spin Speed

A higher spin speed maximizes water extraction.



Commercial Universal Coin Box

VKAUNICBT-GE®



Commercial Single Coin Drop

VTA56SCDT-GE®



Commercial Coin Housing Kit

VTA56CHKT-GE®

GE 7.7 Cu. Ft. Capacity Dryer, Standalone Unit

Commercial-Grade Components

This dryer is built to last, with upgraded hinges, knobs, door strength and close latches for long-lasting performance.

Protected with Microban®

Antimicrobial Technology built into high-touch elements on the control panel.

7.7 Cu. Ft. Capacity

Maximizes revenue with an extra-large capacity that delivers the drying experience that tenants and guests expect.

VTD56EASVWB - Electric

VTD56GASVWB - Gas

Discover more: geappliances.com/commercial-laundry



City-inspired appliances designed for any size home

Bring the energy of the city to any living space with Haier's full-size and small-space appliances. Haier Appliances offers worldly inspired design simplicity, at a value.



See the latest from Haier on our social channels.



Small Space Kitchen Appliance Suite

Haier small-size appliances let you live large even in the smallest kitchen. Integrated handles, unique configurations, built-ins and free-standing appliances – our smaller appliances are designed for function, fashion and easy installation. Whether you’ve got an urban apartment or condo, tiny kitchen, man cave, home bar, or even an RV, we’ve got small-size appliances to maximize space with style to spare.



Refrigerators
33" Wide or Less



24" Ranges



24" Wall Ovens



24" Microwaves



18" Dishwashers

**Explore the #1 brand of major appliances
in the world for over 10 years in a row.**



Hotpoint.
TOUGHER
♦ THAN ♦
TENANTS

Since 1903, Hotpoint has built appliances that get the job done right. That's why we know property manager customers will appreciate the fact that we've designed our appliances to be tougher than ever, while still respecting their budgets and timelines. We take pride in making life just a little easier and in building appliances that are strong enough to wear our logo.



SEE THE LATEST FROM HOTPOINT ON OUR SOCIAL CHANNELS.

TOUGHER THAN TENANTS PACKAGE



Hotpoint® 15.6 Cu. Ft. Recessed Handle Top-Freezer Refrigerator

HPS16BTN

- LED lighting
- Pocket handles
- Adjustable wire shelves

HPS16BTNWWW - White
HPS16BTNBB - Black



Hotpoint® 17.5 Cu. Ft. Recessed Handle Top-Freezer Refrigerator (Not shown)

HPS18BTN

- LED lighting
- Pocket handles
- Adjustable wire shelves

HPS18BTNWWW - White
HPS18BTNBB - Black



Hotpoint® 1.6 Cu. Ft. Over-the-Range Microwave Oven

RVM5160DH

- Convenience cooking controls
- Weight and time defrost
- Turntable
- Two-speed, 300-CFM venting system

RVM5160DHHW - White
RVM5160DHHB - Black

Hotpoint® One Button Dishwasher with Plastic Interior

HDF310PGR

- Active Flood Protect
- One-button cycle operation
- Completely washed and dried dishes
- Hard-foam disposer
- 60 dBA dishwasher

HDF310PGRWW - White
HDF310PGRBB - Black



Hotpoint® 30" Free-Standing Standard Clean Range

RBS360DM



- Standard clean oven
- Sensi-Temp Technology
- Electronic clock and timer

RBS360DMWWW - White
RBS360DMBB - Black

Hotpoint® 30" Free-Standing Range (Not shown)

RGBS300DM



- Standard clean oven
- 4.8 cu. ft. oven capacity
- Sealed cooktop burners
- Porcelain upswept cooktop

RGBS300DMWWW - White
RGBS300DMBB - Black





WE CONNECT. WE SIMPLIFY.
WE LEAD.