



**GE APPLIANCES**  
*a Haier company*

**PRO**

LET'S BUILD

**THE FUTURE**



## 2024 **BUILDER APPLIANCE SELECTION GUIDE**

*Builder Focus Model Program*



**C A F É**



Profile

**Haier**

**Hotpoint.**

Q4



WE CONNECT. WE SIMPLIFY.  
**WE LEAD.**

# LET'S CONNECT

The possibilities begin with a better way of doing business. More than helping complete all kinds of homes, we make sure we constantly respond to your evolving needs — continually proving ourselves as partners for the long run. Our nationwide sales and support team is dedicated to builder professionals, ready and able to help you throughout each phase of every project.





# BUILDER FOCUS MODEL PROGRAM

GE Appliances is committed to our builder customers and has developed a Builder Focus Model Program to help homeowners select kitchen packages from our Café, GE Profile™, GE and Hotpoint brands. These are a collection of high-volume SKUs, by brand, to drive improved availability.



GE Appliances helps you conserve energy and save money. We have been an ENERGY STAR® Partner since 2001. We are committed to creating energy-efficient, high-performance household appliances.



Compliant with the Americans with Disabilities Act.



Compliant with the Uniform Federal Accessibility Standards.



**Chef Connect** – For instant convenience, choose when to automatically sync clocks and the range elements with the microwave's or hood's surface light and vent. The Bluetooth® word mark and logos are registered trademarks owned by Bluetooth SIG, Inc. and any use of such marks by GE Appliances is under license. Other trademarks and trade names are those of their respective owners.



National Sanitation Foundation.



Appliances with built-in WiFi powered by SmartHQ™ that offer remote monitoring and enhanced features are indicated by this icon.



This mark indicates that a product has voice-assistance capabilities.



Appliances with this icon are Made in America and contain 70% to 90% U.S. content. Product content details at [GEAppliances.com/USA](http://GEAppliances.com/USA).

Find Clickable Links Throughout

## TABLE OF CONTENTS

Pro Pledge .....	02	Café .....	12
Builder Focus Model Program .....	03	Profile .....	22
Awards .....	04	GE .....	31
Resources & Tools .....	05	Haier .....	47
A Brand for Every Build .....	07	Hotpoint .....	49
Monogram .....	08		



C A F É



Profile

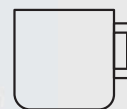
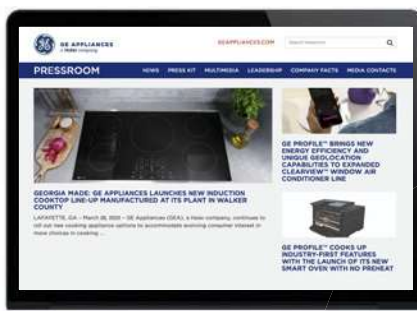
Haier

Hotpoint

# LET'S IMAGINE WHAT'S NEXT

With over a century of providing appliances in our history, we're still looking forward, constantly, even obsessively, exploring new ways to innovate for our customers and the future of home — any kind of home. With industry awards such as Best of IBS Home Tech Product for GE Profile UltraFast Combo and Best of KBIS Connected Home for GE Profile Induction Cooktop, you can be sure we'll help you build the future.

**CLICK HERE TO  
VISIT OUR PRESSROOM**



**MOST USED APPLIANCE**  
brand among builders for both  
kitchen appliances and laundry  
**10+ YEARS\***



**2022 GOLD AWARD**  
Most Innovative Appliance Company  
**6 YEARS IN A ROW**



**4 YEARS IN A ROW**  
**IOT BREAKTHROUGH**  
Smart Appliance  
Company of the Year

\*2006-2020 BUILDER BRAND USE STUDY, 2019-2022 HOME BUILDER EXECUTIVE BRAND ANALYSIS







# RESOURCES

Our goal is to always be the easy, go-to choice, so we streamline your experience every step of the way. Our outstanding house of brands lets you find exactly what you need for any build. And tools such as our newly revamped, all-inclusive customer portal, CustomerNet, plus our marketing resources, training and much more are easy to access and use.



GE APPLIANCES CUSTOMERNET

GE Appliances CustomerNet


GE APPLIANCES  
a Haier company

THE HUB  
Contract Marketing Resource Center


The Hub Contract Marketing  
Resource Center

SmartHQ<sup>TM</sup>  
PRO

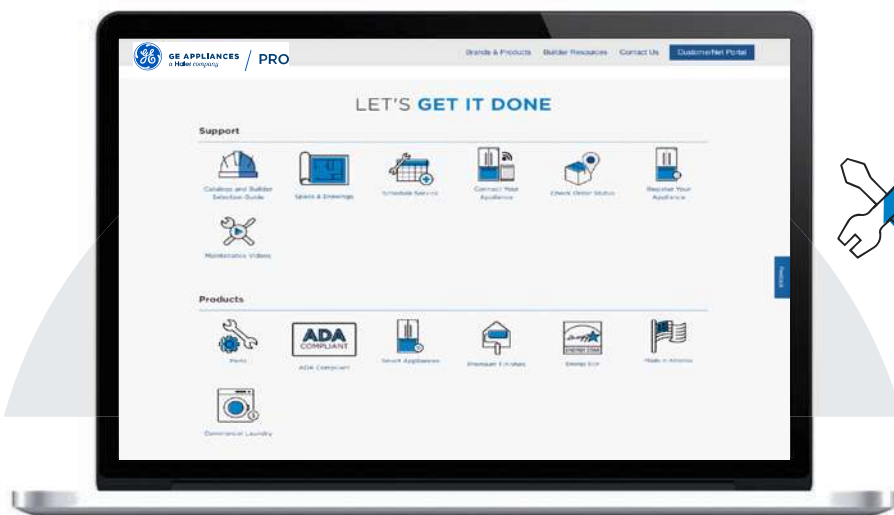
SmartHQ Pro



GE Appliances Academy



Builder Customer Advocate Program



# TOOLS

Visit  
[GEAPPLIANCES.COM/PRO](http://GEAPPLIANCES.COM/PRO)  
to access all of our tools.



# HAVE QUESTIONS?

Have questions about your new appliance? Get them answered with a simple scan. Every new GE appliance, across all of our brands, is equipped with a unique, scannable QR code on its model tag that unlocks the owner's manual, parts and accessories, how-to videos and more. Whether walking a homebuyer through new home orientation, training a new maintenance manager or moving in a new tenant, save time with easy-to-access information and support. **Watch this video to learn more** ►

## STEP 1

Locate the QR code on your appliance.

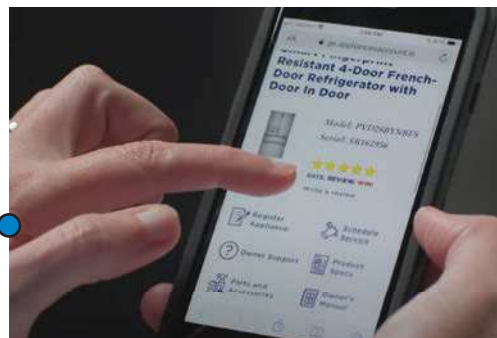


Scan the QR code.

## STEP 2

## STEP 3

QR code pulls up the product page on the website.





GE APPLIANCES  
a Haier company

PRO

Overview

# A BRAND **FOR** **EVERY BUILD**



CAFÉ



Profile

Haier

Hotpoint

[GEAppliances.com/Pro](https://GEAppliances.com/Pro)



## ELEVATE EVERYTHING.

We are redefining the world of luxury appliances, one detail at a time. With uncompromising attention to every detail, Monogram appliances truly Elevate Everything™ in luxury kitchens. Monogram's Minimalist and Statement Collections, featuring rich materials and precise design, are crafted with style that endures.



*See the latest from Monogram on our social channels.*





# STATEMENT COLLECTION

## TRADITIONAL STYLE WITH UNPARALLELED PERFORMANCE

The Monogram Statement Collection brings modern design together with traditional kitchen appliance features. Edge-to-edge handles and robust knobs feel integrated into the appliances. The gleaming stainless steel finish is set off with solid brass accents, wide glass windows, and rich, interactive LCD displays. Restaurant-inspired features invite you to take on any cooking aspiration while the smart appliances effortlessly sync your kitchen with your life.



### IT'S IN THE DETAILS

- *Edge-to-Edge Handles with Brass End Caps*
- *Brass Burner details*
- *Signature Wide Windows*
- *Substantial Knobs with Brass Accent*



# MINIMALIST COLLECTION

SIMPLE  
ELEGANCE  
WITH  
INCOMPARABLE  
PERFORMANCE

The Minimalist Collection further streamlines even the most contemporary kitchen with flush installation and only the most essential hardware. Its expansive glass design reflects our keen eye for detail and functional aesthetic. Interactive LCD screens and push-to-open oven doors are modern details with a powerful purpose — heightening your culinary experience. And smart appliance features are the modern convenience you didn't realize you needed.



## DEFINING DETAILS

- *Precisely Machined Metals*
- *Interactive LCD Screens*
- *Push-to-Open Oven Doors*
- *Expansive Glass*



## DESIGNER COLLECTION

### ELEGANCE THAT ELEVATES EVERYTHING

Created by nationally recognized kitchen and bath design authority, Richard T. Anuszkiewicz (ANNA-SKEV-ICH), the Designer Collection makes highly detailed and personalized products tangible consumers.

This impactful collection reflects Monogram's impeccable and sophisticated design through artisan-level quality control and a relentless commitment to innovation. Inspired by fine jewelry, elements within the Designer Collection are tailored with striking touches that will elevate any kitchen.



### DEFINING DETAILS

- Industry's first custom 96" refrigeration panel
- Oversized, professional hoods
- Leather wrapped handles with radical accents
- Brass and titanium collections





# BUILDER PROGRAMS

## CONSUMER REBATE

The One for You, One for Free rebate starts with Monogram professional ranges: receive up to three free eligible Monogram appliances or generous credits toward the appliances of your choice.

## PREFERRED BUILDER PROGRAM

A trade discount off UMRP is available to qualified Builders and Designers who specify a minimum of 8 pieces of Monogram a year.

## ELEVATED BUILDER PROGRAM

An enhanced trade discount for Builders who commit to specifying a minimum of 25 pieces of Monogram in a calendar year.

*Reach out to your Area Sales Manager or Monogram Sales Manager to ask how you can take advantage of these programs.*

## MONOGRAM SUPPORT OPTIONS

### Monogram-Specific Call Agent

This dedicated support line offers prioritized support for Builders and Resellers to order parts, schedule service, and give advice on products.

1-800-444-1845 Option #4

Hours are M – F 8:00am – 6:30pm ET

Get in touch with our dedicated team to answer installation questions via email, phone, or by appointment.

[elevateyourinstall@geappliances.com](mailto:elevateyourinstall@geappliances.com)

1-866-408-2751 Hours are M – F 8:00am – 6:30pm ET



# C A F É

DISTINCT BY DESIGN™



## Customizable kitchen appliances with distinct design

The Café brand of kitchen appliances offers two collections unlike any other. The Customizable Professional Collection in matte black, matte white and stainless showcases designer-curated hardware options, while the Modern Glass Collection features a platinum glass finish and sophisticated design. The choices let style-conscious consumers reflect their personal style.




See the latest from Café on our social channels.

C A F É

THE CUSTOMIZABLE  
**PROFESSIONAL**  
COLLECTION

**Cafe's Customizable Professional Collection** allows you to set the canvas with either Matte White, Matte Black or Stainless appliance finishes, then personalize by choosing from six distinct handle/knob hardware options, allowing you to reflect your style.


Matte White



Matte Black



Stainless Steel



### Matte White + Brushed Bronze Hardware, standard

Optional Hardware Choices: Brushed Brass, Flat Black, Brushed Stainless, Brushed Black, Brushed Copper



Matte White



Brushed Bronze

### Matte Black + Brushed Stainless Hardware, standard

Optional Hardware Choices: Brushed Brass, Flat Black, Brushed Stainless, Brushed Black, Brushed Copper



Matte Black



Brushed Stainless



### Stainless Steel + Brushed Stainless Hardware, standard

Optional Hardware Choices: Brushed Brass, Flat Black, Brushed Stainless, Brushed Black, Brushed Copper



Stainless Steel



Brushed Stainless

FREE-STANDING

# Primary

Stunning pairing, trusted features.  
Enjoy unlimited performance  
for everyday cooking.



**Café™ ENERGY STAR® 27.8 Cu. Ft. Smart French-Door Refrigerator with Hot Water Dispenser**

**CFE28TP2MS1**

- Precise Fill setting
- Hot Water Dispenser
- TwinChill evaporators



**Café™ 2.1 Cu. Ft. Over-the-Range Microwave Oven**

**CVM521P2MS1**

- Chef Connect
- Steam cook
- Sensor cooking controls
- 3 Speed Venting System



**Café™ Stainless Steel Interior Dishwasher with Sanitize, Ultra Wash & Dry and Third Rack**

**CDT858P2VS1**

- Dual Convection Ultra Dry
- CustomFit Top Rack with Ultra Wash & CustomFit Lid Caddy
- 44 dBA
- Active Flood Protect



**Café™ 30" Smart Slide-In, Front-Control, Double-Oven Range with Convection**

**CGS750P2MS1**

- GAS**
- 6.7 cu. ft. total oven capacity
  - True Convection with Precise Air (lower oven only)
  - Six-burner, edge-to-edge cooktop



**Café™ 30" Smart Slide-In, Front-Control, Radiant and Convection Double Oven Range**

**CES750P2MS1**

- ELECTRIC**
- 12"/9"/6" 3,600-watt Power Boil™
  - 6.7 cu. ft. total oven capacity
  - True Convection with Precise Air (lower oven only)



## Additional Cooking Options



**Café™ 30" Smart Slide-In, Front-Control, Radiant and Convection Range**

**CES700P2MS1**

- ELECTRIC**
- Edge-to-edge glass cooktop
  - 12"/9"/6" 3,600-watt Power Boil™ burner
  - True Convection with Precise Air



**Café™ 30" Smart Slide-In, Front-Control, Range with Convection Oven**

**CGS700P2MS1**

- GAS**
- Six-burner, edge-to-edge cooktop
  - Cast-iron integrated griddle
  - 21,000-BTU tri-ring burner





BUILT-IN

# Primary

Stunning pairing, trusted features. Enjoy unlimited performance for everyday cooking.



**Café™ ENERGY STAR® 27.8 Cu. Ft. Smart French-Door Refrigerator with Hot Water Dispenser**

**CFE28TP2MS1**

- Precise Fill setting
- Hot Water Dispenser
- TwinChill evaporators



**Café™ 30" Smart Double Wall Oven with Convection**

**CTD70DP2NS1**

- Precision cooking
- 7" full-color display
- No-preheat air fry



**Café™ 30" Touch-Control Electric Cooktop**

**CEP90302TSS**

- **ELECTRIC**
- Power Boil™ on tri- and dual-ring elements
- Easy-clean surface
- Glide touch controls



**Café™ 30" Smart Touch-Control Induction Cooktop**

**CHP90302TSS**

- **ELECTRIC**
- Gourmet Guided Cooking
- Pan presence sensor
- Four induction elements



**Café™ Custom Fit ENERGY STAR® Stainless Interior Smart Dishwasher**

**CDT858P2VS1**

- Dual Convection Ultra Dry
- CustomFit Top Rack with Ultra Wash & CustomFit Lid Caddy
- 44 dBA
- Active Flood Protect



## Ventilation Option



**Café™ 36" Commercial Style Hood**

**UVW93642PSS**

- 610-CFM venting system
- Four-speed fan control
- Horizontal and vertical exhaust



**Café™ 30" Commercial Style Hood**

**UVW93042PSS**

- 610-CFM venting system
- Four-speed fan control
- Horizontal and vertical exhaust



## Additional Cooking Options



**Café™ 30" Smart Single Wall Oven with Convection**

**CTS70DP2NS1**

- Precision cooking
- 7" full-color display
- True European Convection with Direct Air



**Café™ 36" Built-In Touch-Control Induction Cooktop**

**CHP90362TSS**

- **ELECTRIC**
- Effortless control and responsiveness
- Easy-clean surface
- Guided cooking



**Café™ 36" Touch-Control Electric Cooktop**

**CEP90362TSS**

- **ELECTRIC**
- Power Boil™ on tri- and dual-ring elements
- Easy-clean surface
- Glide touch controls



**Café™ 30" Cooktop**

**CGP70302NS1**

- **GAS**
- 18,000 BTU burner
- More with less cookware
- LED backlit knobs



**Café™ 36" Cooktop**

**CGP70362NS1**

- **GAS**
- 18,000 BTU burner
- Spend more time cooking and less time cleaning up
- LED backlit knobs



FREE-STANDING

# Refined

INDUCTION

Upgraded offerings with enhanced capabilities. Expect total convenience and inspired cooking experiences.



## Café™ ENERGY STAR® 28.7 Cu. Ft. Smart 4-Door French-Door Refrigerator With Dual-Dispense AutoFill Pitcher

**CGE29DP2TS1**

- Dual-Dispense AutoFill Pitcher ▶
- Convertible Drawer with Soft Freeze ▶
- LED Light Wall ▶



## Café™ Custom Fit ENERGY STAR® Stainless Interior Smart Dishwasher

**CDT858P2VS1**

- Dual Convection Ultra Dry
- CustomFit Top Rack with Ultra Wash & CustomFit Lid Caddy
- 44 dBA
- Active Flood Protect



## Café™ 30" Smart Slide-In, Front-Control, Induction and Convection Range with Warming Drawer

**CHS900P2MS1**

- **ELECTRIC**
- Gourmet Guided cooking ▶
- Built-in WiFi, powered by SmartHQ™ ▶
- Precision oven modes ▶



## Café™ 2.1 Cu.Ft. Over-the-Range Microwave Oven

**CVM521P2MS1**

- Chef Connect ▶
- Steam cook ▶
- Sensor cooking controls ▶



BUILT-IN

# Refined

Stunning pairing, trusted features.  
Enjoy unlimited performance  
for everyday cooking.



**Café™ ENERGY STAR® 22.1 Cu. Ft. Smart Counter-Depth French-Door Refrigerator with Hot Water Dispenser**

**CYE22TP2MS1**

- Counter-depth design
- Hot water dispenser
- Precise Fill setting



**Café™ 30" Smart Built-In Convection Double Wall Oven**

**CTD90DP2NS1**

- ADA Compliant
- Built-in WiFi powered by SmartHQ™
- In-Oven Camera



**Café™ 30" Built-In Touch-Control Induction Cooktop**

**CHP90302TSS**

- **ELECTRIC**
- Effortless control and responsiveness
- Easy-clean surface
- Guided Cooking



**Café™ Custom Fit ENERGY STAR® Stainless Interior Smart Dishwasher**

**CDT858P2VS1**

- Dual Convection Ultra Dry
- CustomFit Top Rack with Ultra Wash & CustomFit Lid Caddy
- 44 dBA
- Active Flood Protect



**Café™ 30" Commercial Style Hood**

**UVW93042PSS**

- 610-CFM venting system
- Four-speed fan control
- Horizontal and vertical exhaust



## Ventilation Option



**Café™ 36" Commercial Style Hood**

**UVW93642PSS**

- 610-CFM venting system
- Four-speed fan control
- Horizontal and vertical exhaust



## Additional Cooking Options



**Café™ 30" Smart Built-In Convection Single Wall Oven**

**CTS90DP2NS1**

- Built-in WiFi powered by SmartHQ™
- No Preheat Air Fry
- Precision Cooking Modes
- In-Oven Camera



**Café™ 36" Built-In Touch-Control Induction Cooktop**

**CHP90362TSS**

- **ELECTRIC**
- Effortless control and responsiveness
- Easy-clean surface
- Guided cooking



**Café™ 30" Cooktop**

**CGP70302NS1**

- **GAS**
- 18,000 BTU burner
- More with less cookware
- LED backlit knobs



**Café™ 36" Cooktop**

**CGP70362NS1**

- **GAS**
- 18,000 BTU burner
- Spend more time cooking and less time cleaning up
- LED backlit knobs



FRESH & LIGHT

# Matte White

Complement painted or white cabinetry, or brighten up traditional wooden cabinets with these light, fresh white kitchen appliances.



**Café™ ENERGY STAR® 27.7 Cu. Ft. Smart French-Door Refrigerator with Hot Water Dispenser**

**CFE28TP4MW2**

- TwinChill evaporator
- Precise Fill Setting
- Hot water dispenser



**Café™ 1.7 Cu. Ft. Convection Over-the-Range Microwave Oven**

**CVM517P4RW2**

- Air Fry
- Sensor Cooking Controls
- Steam Cook Button



**Café™ Custom Fit ENERGY STAR® Stainless Interior Smart Dishwasher**

**CDT858P4VW2**

- Dual Convection Ultra Dry
- CustomFit Top Rack with Ultra Wash & CustomFit Lid Caddy
- 44 dBA
- Active Flood Protect



**Café™ 30" Smart Slide-In, Front-Control, Gas Range with Convection Oven**

**CGS700P4MW2**

- **GAS**
- Built-In WiFi, Powered by SmartHQ™ App\*
- Personalized Features + Upgrades
- No-Preheat Air Fry



**Café™ 30" Smart Slide-In, Front-Control, Radiant and Convection Range**

**CES700P4MW2**

- **ELECTRIC**
- Built-In WiFi, Powered by SmartHQ™ App\*
- Personalized Features + Upgrades
- No-Preheat Air Fry



## Additional Refrigeration Options



**Café™ ENERGY STAR® 22.1 Cu. Ft. Smart Counter-Depth French-Door Refrigerator with Hot Water Dispenser**

**CYE22TP4MW2**

- TwinChill evaporator
- Precise Fill Setting
- Hot water dispenser



**Café™ ENERGY STAR® 28.7 Cu. Ft. Smart 4-Door French-Door Refrigerator With Dual-Dispense AutoFill Pitcher**

**CGE29DP4TW2**

- Dual-Dispense AutoFill Pitcher
- Convertible Drawer with Soft Freeze
- LED Light Wall





## SLEEK & BOLD

# Matte Black

Make a statement in any kitchen, with a finish inspired by the natural, darker tones of wood and stone.



**Café™ ENERGY STAR® 27.7 Cu. Ft. Smart French-Door Refrigerator with Hot Water Dispenser**

**CFE28TP3MD1**

- Precise Fill Setting
- Hot water dispenser
- TwinChill evaporator



**Café™ 1.7 Cu. Ft. Convection Over-the-Range Microwave Oven**

**CVM517P3RD1**

- Air Fry
- Steam Cook Button
- Chef Connect



**Café™ Custom Fit ENERGY STAR® Stainless Interior Smart Dishwasher**

**CDT858P3VD1**

- Dual Convection Ultra Dry
- CustomFit Top Rack with Ultra Wash & CustomFit Lid Caddy
- 44 dBA
- Active Flood Protect



**Café™ 30" Smart Slide-In, Front-Control, Gas Range with Convection Oven**

**CGS700P3MD1**

- **GAS**
- Built-In WiFi, Powered by SmartHQ™ App\*
- Personalized Features + Upgrades
- No-Preheat Air Fry



**Café™ 30" Smart Slide-In, Front-Control, Radiant and Convection Range**

**CES700P3MD1**

- **ELECTRIC**
- Built-In WiFi, Powered by SmartHQ™ App\*
- Personalized Features + Upgrades
- No-Preheat Air Fry



## Additional Refrigeration Options



**Café™ ENERGY STAR® 22.1 Cu. Ft. Smart Counter-Depth French-Door Refrigerator with Hot Water Dispenser**

**CYE22TP3MD1**

- Precise Fill Setting
- Hot water dispenser
- Counter-depth design



**Café™ ENERGY STAR® 28.7 Cu. Ft. Smart 4-Door French-Door Refrigerator With Dual-Dispense AutoFill Pitcher**

**CGE29DP3TD1**

- Dual-Dispense AutoFill Pitcher
- Convertible Drawer with Soft Freeze
- LED Light Wall





# FREE-STANDING Pro Package

Upgraded offerings with enhanced capabilities. Expect total convenience and inspired cooking experiences.



## Commercial Style Hood

- Built-In WiFi
- 610-CFM range hood blower
- Heat sensor

**UVW93042PSS – 30"**

**UVW93642PSS – 36"**



## Café™ ENERGY STAR® 22.1 Cu. Ft. Smart Counter-Depth French-Door Refrigerator with Hot Water Dispenser

**CYE22TP2MS1**

- Hot water dispenser
- Counter-depth design
- Wi-Fi connect



## Café™ 36" Smart All-Gas Commercial-Style Range with 6 Burners

**CGY366P2TS1**



- 6.2 cu ft. capacity
- Inspiral burner
- 21K BTU Multiple-Ring burner



## Café™ Custom Fit ENERGY STAR® Stainless Interior Smart Dishwasher

**CDT858P2VS1**

- Dual Convection Ultra Dry
- CustomFit Top Rack with Ultra Wash & CustomFit Lid Caddy
- 44 dBA
- Active Flood Protect



## Additional Cooking Options



## Café™ 1.7 Cu. Ft. Convection Over-the-Range Microwave Oven

**CVM517P2RS1**

- Air Fry
- Steam cook button
- Chef Connect



## Café™ 30" Gas Cooktop

**CGP70302NS1**

- 18,000 BTU burner
- More with less cookware
- LED backlit



## Café™ 36" Gas Cooktop

**CGP70362NS1**

- 18,000 BTU burner
- Spend more time cooking and less time cleaning up
- LED backlit



## Pro Package



## Café™ 48" Smart Dual-Fuel Commercial-Style Range with 6 Burners and Griddle

**C2Y486P2TS1**



- Versatile cooktop
- Caterer oven
- Superior heat distribution with industry-exclusive Inspiral burner



## MICROWAVES & VENTILATION

### Built-In Microwaves



to



#### Café™ Built-In Microwave/Convection Oven

**CWB713P2NS1**

- 17 cu. ft. capacity
- Convection cooking
- Combination Fast Cook setting
- Steam cook

TRANSITION  
to

**CWB713P2VS1**

Available October 2024

### Over-the-Range Microwaves



#### Café™ 2.1 Cu. Ft. Smart Over-the-Range Microwave Oven

**CVM721M2NS5**

- Platinum Glass
- Built-in WiFi powered by SmartHQ™
- Scan-to-cook technology
- Chef Connect



#### Café™ 1.7 Cu. Ft. Convection Over-the-Range Microwave Oven

**CVM517P2RS1**

- Air Fry
- Steam cook button
- Chef Connect

### Smart Countertop Convection Microwaves



#### Café™ 1.5 Cu. Ft. Smart Countertop Convection/Microwave Oven

**CEB515P2NSS - Stainless Steel**  
**CEB515P3NDS - Matte Black**  
**CEB515P4NWM - Matte White**

- Scan-to-Cook Technology
- Built in WiFi
- Built-In Configuration with Optional Trim Kit



TRANSITION  
to

Available February 2024

**CCWK15C1WSS - Stainless Steel**  
**CCWK15C1WDS - Matte Black**  
**CCWK15C1WWM - Matte White**

#### Available Trim Kits

**CX152P2MSS - 27" - Stainless Steel**  
**CX153P2MSS - 30" - Stainless Steel**  
**CX152P3MDS - 27" - Matte Black**  
**CX153P3MDS - 30" - Matte Black**  
**CX152P4MWM - 27" - Matte White**  
**CX153P4MWM - 30" - Matte White**

### Hoods



#### Café™ 30" Wall-Mount Glass Canopy Chimney Hood

**CVW73012MSS**

- Dual-halogen cooktop light
- 350-CFM Venting System
- Electronic backlit controls



#### Café™ 36" Wall-Mount Glass Canopy Chimney Hood

**CVW73612MSS**

- Dual-halogen cooktop light
- 350-CFM Venting System
- Electronic backlit controls



#### GE® 20" Custom Hood Insert With Dimmable LED Lighting

**UVC7300SLSS**

- 390-CFM blower
- Dual-LED dimmable lighting
- Dishwasher-safe filter



#### GE® 36" Custom Hood Insert With Dimmable LED Lighting

**UVC9360SLSS**

- Adjustable 610-CFM blower
- Triple-LED lighting
- Dishwasher-safe filter



**GE® Hood Liner**  
**UXHL30 - 30"**  
**UXHL36 - 36"**

- Custom appearance and built-in convenience

## BUILT-IN COOKING



**Café™ 30" Combination Double Wall Oven With Convection And Advantium® Technology**

**CTC912P2NS1**

- Five-in-one oven ▶
- Speedcook ▶
- True European Convection (lower oven) ▶



**Café™ 36" Built-In Touch Control Induction Cooktop**

**CHP90361TBB**

- Easy Clean Surface with Beveled Edges ▶
- Guided Cooking ▶
- Rapid Boil ▶



## REFRIGERATORS



**Café™ 18.6 Cu. Ft. Smart Counter-Depth, French-Door Refrigerator**

**CWE19SP2NS1**

- Fits in a 33" opening
- Counter-depth design ▶
- WiFi optional



**Café™ 21.9 Cu. Ft. Counter-Depth, Side-by-Side Refrigerator**

**CZS22MP2NS1**

- Designed for flush install
- Spillproof shelves
- Humidity controlled drawers ▶



**Café™ 22.3 Cu. Ft. Smart Counter-Depth, 4-Door French-Door Refrigerator**

**CXE22DP2PS1**

- Convertible Drawer with Soft Freeze ▶
- LED Light Wall ▶
- Hands-Free AutoFill ▶



**Café™ 23.1 Cu. Ft. Smart Counter-Depth, French-Door Refrigerator**

**CWE23SP2MS1**

- Counter-depth design ▶
- Internal water dispenser ▶
- Factory-installed icemaker





**This is  
smarter business.**

GE Profile provides homeowners modern design and the latest features in home appliances. Designed for today's smart home, GE Profile provides features that allow you to do more, through remote monitoring, voice activation and technology that takes the guesswork out of cooking and cleaning.

This is the Smarter Innovation you've been looking for. This is smarter business, this is GE Profile.



**See the latest from Profile on our social channels.**



# For the Modern Kitchen Package Options

FREE-STANDING

## BASIC



GE Profile™ ENERGY STAR®  
27.7 Cu. Ft. French-Door  
Refrigerator

**PFE28KYNFS**

- Hands-Free AutoFill
- Second icemaker option
- Drop-down tray



GE Profile™ 2.1 Cu. Ft.  
Over-the-Range Sensor  
Microwave Oven

**PVM9005SJSS**

- Chef Connect
- Bottom control with integrated handle
- Fast Cook
- Convection rack



or



GE Profile™ 30"  
Smart Slide-In  
Electric Convection

**PSS93YPFS**

- 12"/9"/6" 3,600-watt Power Boil™
- Two 8" synchronized elements
- Glide touch controls



GE Profile™ 30"  
Smart Slide-In Gas

**PGS930YPFS**

- Built-in WiFi powered by SmartHQ™
- No-preheat air fry
- Edge-to-edge cooktop



GE Profile™ ENERGY STAR®  
Stainless Interior Dishwasher  
with Microban™ Antimicrobial  
Technology

**PDT715SYVFS**

- Dry Boost with Fan Assist
- Deep Clean Silverware Jets
- Bottle Jets
- Third Rack with Removable Silverware Caddy



# For the Technology Enthusiasts

## BUILT-IN WALL OVENS

### BASIC



**GE Profile™ ENERGY STAR®**  
22.1 Cu. Ft. Counter-Depth  
French-Door Refrigerator

**PYE22KYNFS**

- Hands-Free AutoFill
- Full-width, electronic temperature-controlled drawer with LED lights
- Second icemaker option



**GE Profile™ 30" Built-In Touch Control Electric Cooktop**

**PEP9030STSS**

- Power Boil™ on Tri- and Dual-Ring elements
- Precision temperature control
- Guided cooking



or



**GE Profile™ 36" Built-In Touch Control Electric Cooktop**

**PEP9036STSS**

- Power Boil™ on Tri- and Dual-Ring elements
- Precision temperature control
- Guided cooking



**GE Profile™ 30" Commercial Style Hood**

**UVW93042PSS**

- 610-CFM venting system
- Four-speed fan control
- Horizontal and vertical exhaust



**GE Profile™ 30" Smart Built-In Convection Double Wall Oven**

**PTD7000SNSS**

- No-preheat air fry
- Precision cooking
- Built-in WiFi powered by SmartHQ



or



**GE Profile™ 30" Smart Built-In Convection Single Wall Oven**

**PTS7000SNSS**

- No-preheat air fry
- Precision cooking
- Built-in WiFi powered by SmartHQ



**GE Profile™ ENERGY STAR®**  
Stainless Interior Dishwasher  
with Microban™ Antimicrobial  
Technology

**PDT715SYVFS**

- Dry Boost™ with Fan Assist
- Deep Clean Silverware Jets
- Bottle jets
- Third Rack with Removable Silverware Caddy



# For the Technology Enthusiasts

## BUILT-IN WALL OVENS

### ADVANCED



**GE Profile™ Series ENERGY STAR®**  
28.7 Cu. Ft. Smart Fingerprint  
Resistant 4-Door French-Door  
Refrigerator With Dual-Dispense  
AutoFill Pitcher

**PGE29BYTFS**

- Dual-Dispense with AutoFill Pitcher
- LED Light Wall
- Adjustable Temperature Drawer



**GE Profile™ UltraFresh System™**  
Dishwasher with Microban®  
Antimicrobial Technology  
Top Control

**PDT755SYVFS**

- Deep Clean Washing 3rd Rack
- Twin Turbo Dry Boost™
- Microban™ Antimicrobial Technology
- Active Flood Protect



**GE Profile™ 30" Built-In Touch  
Control Induction Cooktop**

**PHP9030STSS**

or



**GE Profile™ 36" Built-In Touch  
Control Induction Cooktop**

**PHP9036STSS**

- Digital touch controls
- 11" 3,700-watt Power Boil™ element
- SyncBurners



**GE Profile™ 30"  
Smart Built-In  
Convection Double  
Wall Oven**

**PTD7000SNSS**

- No-preheat air fry
- Precision cooking
- Built-in WiFi powered by SmartHQ™



**GE Profile™ 30"  
Commercial Style Hood**  
**UVW93042PSS**

- 610-CFM venting system
- Four-speed fan control
- Horizontal and vertical exhaust



or



**GE Profile™ 36"  
Commercial Style Hood**  
**UVW93642PSS**

- 610-CFM venting system
- Four-speed fan control
- Horizontal and vertical exhaust



# À LA CARTE OPTIONS

## REFRIGERATORS



GE Profile™ 23.1 Cu. Ft. Smart Refrigerator

**PWE23KYNFS\***

- Fits 32" openings
- Internal water dispenser
- Factory-installed icemaker
- Optional WiFi Connect
- Full-width, electronic temperature-controlled drawer with LED lights
- TwinChill evaporators



GE Profile™ ENERGY STAR® 25.3 Cu. Ft. Side-by-Side Refrigerator

**PSE25KYHFS**

- Showcase LED lighting
- Turbo Cool setting
- Quick Ice setting



## DISHWASHERS



GE Profile™ UltraFresh System™ Dishwasher with Stainless Steel Interior

**PDP755SYVFS**

- Pocket Handle
- Deep Clean Washing 3rd Rack
- Twin Turbo Dry Boost™
- Microban™ Antimicrobial Technology
- Active Flood Protect



GE Profile™ UltraFresh System™ Dishwasher with Stainless Steel Interior

**PDT755SYVFS**

- Top Control
- Deep Clean Washing 3rd Rack
- Twin Turbo Dry Boost™
- Microban™ Antimicrobial Technology
- Active Flood Protect



## MICROWAVES & VENTILATION



GE Profile™ 2.2 Cu. Ft. Built-In Sensor Microwave Oven

**PEB7227ANDD**

**PCWK22U1WDD**

TRANSITION  
to

Available February 2024

- Dark grey microwave with stainless trim kit
- Glass touch controls
- 2.2 cu. ft. capacity
- Sensor cooking controls



Available Trim Kits

**JX7227SLSS – 27"**

**JX7230SLSS – 30"**

- Required for built-in microwaves
- Order separately



GE Profile™ 1.7 Cu. Ft. Convection Over-the-Range Microwave Oven

**PVM9179SRSS**

- Air Fry
- Sensor cooking controls
- Chef Connect



# À LA CARTE OPTIONS

## MICROWAVES & VENTILATION



GE Profile™ 2.2 Cu. Ft.  
Built-In Sensor Microwave Oven

**PEB7227ANDD**

**PCWK22U1WDD**



Available December 2024

- Dark grey microwave with stainless trim kit
- Glass touch controls
- 2.2 cu. ft. capacity
- Sensor cooking controls



Available Trim Kits

**JX7227SLSS – 27"**

**JX7230SLSS – 30"**

- Required for built-in microwaves
- Order separately



GE Profile™ 1.7 Cu. Ft. Convection  
Over-the-Range Microwave Oven

**PVM9179SRSS**

- Air Fry
- Sensor cooking controls
- Chef Connect



GE Profile™ 30"/36" Smart Designer  
Wall-Mount Perimeter Venting

**UVW9301SLSS - 30"**

**UVW9361SLSS - 36"**

- Perimeter venting
- LED backlit glass touch control
- Included duct cover reaches up to 10 ft.



GE Profile™ 30"/36"  
Wall-Mount Chimney Hood

**UVW7301SWSS - 30"**

**UVW7361SWSS - 36"**

- 420-CFM venting system
- Push-button controls
- Variable-speed fan control

## Built-In Cooking



GE Profile™ 30" Built-In Gas  
Cooktop with 5 Burners

**PGP7030SLSS**

- 18,000 BTU Power Boil burner
- Precise Simmer Burner
- Dishwasher-Safe Grates



GE Profile™ 36" Built-In Gas  
Cooktop with 5 Burners

**PGP7036SLSS**

- 18,000 BTU Power Boil burner
- Precise Simmer Burner
- Dishwasher-Safe Grates



GE® 20" Custom Hood  
Insert With Dimmable  
LED Lighting

**UVC7300SLSS**

- 390-CFM blower
- Dual-LED dimmable lighting
- Dishwasher-safe filter



GE® 36" Custom Hood  
Insert With Dimmable  
LED Lighting

**UVC9360SLSS**

- Adjustable 610-CFM blower
- Triple-LED lighting
- Dishwasher-safe filter



GE® Hood Liner

- Custom appearance and built-in convenience
- UXHL30 - 30"  
UXHL36 - 36"



# LAUNDRY PACKAGE



# Space-Saving, Time-Saving Technology

ULTRAFast COMBO



## Easy Installation

Plugs into standard 120v outlet and no need for a dry exhaust vent.



## Complete Cycle in 2 Hours\*

Wash + dry a large load of laundry in about 2 hours\* without the hassle of transferring clothes between two machines.



## Greater Energy Savings

50% more energy efficient drying\*\* with Ventless Heat Pump.



GE Profile™ ENERGY STAR®  
4.8 cu. ft. Capacity UltraFast Combo  
with Ventless Inverter Heat Pump  
Technology Washer/Dryer

**PFQ97HSPVDS**

- + Premium Aesthetics (Carbon Graphite with Chrome Accents)
- + Adaptive SmartDispense (Detergent & Softener)
- + Pet Hair Mode
- + Downloaded Cycles
- + Wash Complete Alert
- + More Water
- + Larger capacity



GE Profile™ ENERGY STAR®  
4.6 cu. ft. Capacity UltraFast  
Combo with Ventless Inverter  
Heat Pump Technology  
Washer/Dryer

**PFQ83HSSWWW**

- + Steam (Wash & Dry cycle)
- 2-in-1 Washer/Dryer
- Fast Airflow Drying System
- Easy Installation, 120V and no dryer vent



\*Based on completing the Normal Wash + Dry cycle with Eco Dry using a 10-lb. DOE or Mixed Load in about 2 hours. See Use & Care.

\*\*Efficiency rating as compared to the requirements for ENERGY STAR qualification for standard electric dryers.

# À LA CARTE OPTIONS

## LAUNDRY

### BRONZE



GE Profile™ 5.0 Cu. Ft. Capacity Washer with Smarter Wash Technology and FlexDispense™ – Wash Mechanism: Infusor

**PTW600BSRWS**

- Smarter Wash Technology ▶
- Microban® Antimicrobial Technology ▶
- Smart FlexDispense™ ▶



GE Profile™ 4.9 Cu. Ft. Capacity Washer with Smarter Wash Technology and FlexDispense™ – Wash Mechanism: Single Action Agitator

**PTW605BSRWS**

- Smarter Wash Technology ▶
- Microban® Antimicrobial Technology ▶
- Smart FlexDispense™ ▶



GE Profile™ 7.4 Cu. Ft. Capacity Washer Dryer with Washer Link, Wrinkle Care and Sensor Dry Wash Mechanism: Single Action Agitator

**PTD60EBSRWS - ELECTRIC**

**PTD60GBSRWS - GAS**

- Sensor Dry
- Sanitize Cycle
- 120 ft. venting



### SILVER



GE Profile™ ENERGY STAR® 5.4 cu. ft. Capacity Washer with Smarter Wash Technology and FlexDispense™

**PTW700BPTDG**

- Smart Wash & Smart Rinse
- Enhanced Smarter Wash Technology
- Power Pre-Wash
- Microban® Antimicrobial Technology ▶



GE Profile™ ENERGY STAR® 7.4 cu. ft. Capacity Smart Aluminized Alloy Drum Electric/Gas Dryer with Sanitize Cycle and Sensor Dry

- Fabric Refresh ▶
- Steam
- Tangle Control ▶

**PTD70EBPTDG - Electric - Carbon Graphite**  
**PTD70GBPTDG - Gas - Carbon Graphite**



### GOLD



GE Profile™ ENERGY STAR® 5.4 cu. ft. Capacity Washer with Smarter Wash Technology and Adaptive SmartDispense

**PTW800BPWRS**

- Adaptive SmartDispense™
- Voice Assistant through SmartHQ App
- Microban® Antimicrobial Technology



GE Profile™ ENERGY STAR® 5.3 cu. ft. Capacity Washer with Smarter Wash Technology and Adaptive SmartDispense

**PTW805BPWRS**

- Adaptive SmartDispense™
- Voice Assistant through SmartHQ App
- Microban® Antimicrobial Technology



GE Profile™ ENERGY STAR® 7.3 cu. ft. Capacity Smart Electric/Gas Dryer with Fabric Refresh

**PTD90EBPTRS - ELECTRIC**

**PTD90GBPTRS - GAS**

- Fabric Refresh
- Steam
- Smart Features Powered by SmartHQ



# À LA CARTE OPTIONS

## LAUNDRY

### SILVER



GE® 5.0 Cu. Ft. Capacity Smart Front Load ENERGY STAR® Washer with UltraFresh™ Vent System+ with OdorBlock™

**PFW870SPVRS**

- SmartDispense™ Technology
- UltraFresh Vent System+ With OdorBlock™
- More Energy Efficient
- Tier 2 Certified



GE® 7.8 Cu. Ft. Capacity Smart Front Load Dryer with Steam and Sanitize Cycle

**PFD87ESPVRS - Electric  
PFD87GSPVRS - Gas**

- Convenient 4-Way Venting
- Washer Link
- Steam Cycle



### GOLD



GE Profile 5.5 cu.ft. Capacity Smart Front Load ENERGY STAR Steam

**PFW955SPWGN**

- Washer with UltraFresh Vent System Plus and Smart Wash + Rinse
- UltraFresh Vent System+
- Microban® Antimicrobial Technology
- AI Smart Wash + Rinse



GE Profile 7.8 cu.ft. Capacity Smart Front Load Electric Dryer with Steam and Sanitize Cycle

**PFD95ESPWGN - Electric  
PFD95GSPWGN - Gas**

- Steam Sanitize
- Washer Link
- Smart AI (Settings)



### ACCESSORIES



GE® LAUNDRY  
7" RIGHTHEIGHT™ RISER

**GFR0728PNRS - Sapphire Blue  
GFR0728PWGN - Jade Green**



GE® FRONT LOAD  
WASHER/DRYER PEDESTALS

**GFP1528PNRS - Sapphire Blue  
GFP1528PWGN - Jade Green**





good things, for life.



**GE APPLIANCES**

## Dependable Appliances Built for Modern Life

GE Appliances offers kitchens that perfectly complement modern finishes, materials and colors. Backed by more than 100 years of purposeful innovations, owners can expect style, lasting quality and features that improve their everyday lives.



**See the latest from GE Appliances  
on our social channels.**



# BASE HOME PACKAGE

## FREE-STANDING



**GE® 25.3 Cu. Ft. Side-by-Side Refrigerator**

**GSS25GYPPFS**

- LED lighting
- Edge-to-edge shelves
- Fingerprint Resistant



**GE® 1.5 Cu. Ft. Over-the-Range Microwave Oven**

**JVM3162RJSS**

- 950 watts (IEC-705 test procedure)
- Convenience cooking controls
- Auto and time defrost



or



**GE® 30" Free-Standing Range**

**JGBS60REKSS**



**GAS**

- 13,000-BTU burner
- Precise Simmer burner
- Black matte steel grates

or

**GRF500PVSS**



**ELECTRIC**

- One 9"/6" and One 9" Power Boil™ elements
- Warming Zone
- Express Preheat
- Crisp Mode



**GE® Dishwasher with Front Controls**

**GDF510PSRSS\***

- Dry Boost™
- Active Flood Protect
- Piranha hard-food disposer
- Reliable performance



## Additional Cooking Options



**GE® 36" Built-In Cooktop**

**JGP3036SLSS**



**GAS**

- 15,000-BTU Power Boil™ burner
- Precise Simmer burner
- Sealed cooktop burners
- MAX burner system



to



**GE® 30" Free-Standing Range**

**JGB645SEKSS**



**GAS**

- Two-piece continuous edge-to-edge cooktop
- 15,000 BTU Power Boil™ burner
- Precise Simmer burner

TRANSITION  
to

**GGF400PVSS**



**GAS**

- Available December 2024
- 4 burner cooktop
- 15,000 BTU Power Boil™ burner
- Precise Simmer burner



**GE® 30" Free-Standing Range**

**GRF400SVSS**



**ELECTRIC**

- 9"/6" Power Boil burner
- Steam Clean
- 5.3 cu. ft



\*SmarthQ™ Connect Module is required and sold separately. It is available for order on [geappliances.com](http://geappliances.com), part number PBX23W00Y0.

# BASE HOME PACKAGE

## BUILT-IN



**GE® 25.3 Cu. Ft. Side-by-Side Refrigerator**

**GSS25GYPFS**

- LED lighting
- Edge-to-edge shelves
- Clear door shelves
- Fingerprint Resistant



**GE® 30" Under-the-Cabinet Hood**

**JVX3300SJSS**


- 10-minute installation
- Convertible venting options
- Cooktop lighting



**GE® Dishwasher with Front Controls**

**GDF510PSRSS\***

- Dry Boost™
- Reliable Performance
- Piranha™ hard-food disposer



**GE® 30" Built-in Knob Control Cooktop**

**JP3030SWSS**

**ELECTRIC**

- Melt setting
- Power Boil™ elements
- Hot surface indicator lights
- Cooktop "On" indicator light



**GE® 30" Smart Built-in Single Wall Oven**

**JTS3000SNSS**

- Never-Scrub, heavy-duty racks
- Self-clean oven with optional Steam Clean
- Built-in WiFi powered by SmartHQ™



**GE® 30" Built-In Cooktop**

**JGP3030SLSS**

**GAS**

- 15,000-BTU Power Boil™ burner
- Precise Simmer burner
- Sealed cooktop burners
- MAX burner system



## Additional Cooking Options



**GE® 36" Built-In Cooktop**

**JGP3036SLSS**

**GAS**

- 15,000-BTU Power Boil™ burner
- Precise Simmer burner
- Sealed cooktop burners
- MAX burner system



**GE® 36" Built-in Knob Control Cooktop**

**JP3036SLSS**

**ELECTRIC**

- Melt setting
- Hot surface indicator lights
- Cooktop "On" indicator light
- Power Boil™ element



**GE® 36" Under-the-Cabinet Hood**

**JVX5360SJSS**

- 10-minute installation
- Convertible venting options
- Four-speed with boost, 310-CFM venting system



**GE® 30" Smart Built-In Double Wall Oven**

**JTD3000SNSS**

- Never-Scrub, heavy-duty racks
- Self-clean oven with optional Steam Clean (both)
- Built-in WiFi powered by SmartHQ™



\*SmartHQ™ Connect Module is required and sold separately. It is available for order on [geappliances.com](http://geappliances.com), part number PBX23W00Y0.





# FOR THE FAMILY PACKAGE

## FREE-STANDING



### GE® ENERGY STAR® 25.6 Cu. Ft. French-Door Refrigerator

#### GFE26JYMFS

- Fingerprint-resistant Stainless
- External controls with temperature set display, child lock and door alarm
- 2 humidity-controlled drawers and full-width drawer



### GE® 30" Slide-In Front Control Gas Range

#### JGSS66SELSS

- **GAS**
- Edge-to-edge cooktop
- Two 15,000-BTU Power Boil™ burners
- Extra-Large Integrated Griddle
- 10,000-BTU oval burner



TRANSITION  
to

#### GG500SVSS

- **GAS**
- Available December 2024
- Express Preheat
- 5 Burner Edge-to-Edge Cooktop & Extra-Large Integrated Griddle
- Crisp Mode
- Steam Clean

or

### GE® 30" Slide-In Electric Range

#### GRS500PVSS

- **ELECTRIC**
- One 9"/6" and One 9" Power Boil Elements
- Warming Zone
- Express Preheat
- Self & Steam Clean
- Crisp Mode



### GE® Top Control with Plastic Interior Dishwasher

#### GDT535PSRSS\*

- Dry Boost™
- Steam+Sani
- Reliable Performance



### GE® 1.7 Cu. Ft. Over-the-Range Sensor Microwave Oven

#### JVM6175SKSS

- Weight and time defrost
- 1,000 watts (IEC-705 test procedure)
- Two-speed, 300-CFM venting system
- Charcoal filter installation

## Counter-Depth Refrigerator



### GE® ENERGY STAR® 22.1 Cu. Ft. Counter-Depth French-Door Refrigerator

#### GYE22GYNFS\*

- Counter-depth design
- Space-saving icemaker
- Second icemaker option
- TwinChill evaporators



\*SmarterHQ™ Connect Module is required and sold separately. It is available for order on [geappliances.com](http://geappliances.com), part number PBX23W00Y0.



# FOR THE FAMILY PACKAGE

## BUILT-IN



### GE® ENERGY STAR® 20.6 Cu. Ft. Fingerprint Resistant Counter-Depth French-Door Refrigerator

**GYE21JYMFS**

- Fit 36" openings
- Fingerprint Resistant
- External Ice & Water dispenser with temperature display
- Space saving in-door icemaker
- LED lighting



### GE® 30" Smart Built-In Convection Double Wall Oven

**JTD5000SVSS**

- True European Convection
- Anywhere control with remote notifications
- Never-Scrub, heavy-duty, smooth-glide racks
- No-Preheat Airfry



### GE® 30" Knob Control Cooktop

**JP3030SWSS**

- **ELECTRIC**
- Melt setting
- Power Boil™ elements
- Hot surface indicator lights
- Cooktop "On" indicator light



### GE® Top Control with Plastic Interior Dishwasher

**GDT535PSRSS\***

- Dry Boost™
- Steam+Sani
- Reliable Performance



### GE® 30" Wall-Mount Pyramid Chimney Hood

**JVW5301SJSS**

- 350-CFM venting system with boost
- Electronic backlit controls
- Dual-halogen cooktop lighting
- Vent hood installation

## Additional Options



### GE® ENERGY STAR® 25.6 Cu. Ft. Fingerprint Resistant Counter-Depth Refrigerator

**GFE26JYMFS**

- Fingerprint-resistant Stainless
- External controls with temperature set display, child lock and door alarm
- 2 humidity-controlled drawers and full-width drawer



### GE® 30" Smart Built-In Convection Single Wall Oven

**JTS5000SVSS**

- True European Convection
- Anywhere control with remote notifications
- Never-Scrub, heavy-duty, smooth-glide racks
- No-Preheat Airfry



### GE® 36" Built-in Knob Control Cooktop

**JP3036SLSS**

- **ELECTRIC**
- Melt setting
- Power Boil™ element
- Hot surface indicator lights
- Cooktop "On" indicator light



### GE® 36" Wall-Mount Pyramid Chimney Hood

**JVW5361SJSS**

- 350-CFM venting system with boost
- Electronic backlit controls
- Dual-halogen cooktop lighting



### GE® 30" or 36" ENERGY STAR® Under-the-Cabinet Hood

**JVX5300SJSS**

**JVX5305SJSS**

- Four-speed with boost, 310-CFM venting system
- Dual-halogen lighting with night light (bulbs included)
- Optional remote control for ADA installation (UXRC70)



\*SmartHQ™ Connect Module is required and sold separately. It is available for order on [geappliances.com](http://geappliances.com), part number PBX23W00Y0.

# SLATE FOR THE FAMILY PACKAGE

## FREE-STANDING

### BETTER



#### GE® ENERGY STAR® 25.6 Cu. Ft. Smart Refrigerator

**GFE26JMMES**

- Fits 36" opening
- Space-saving icemaker & LED lighting
- External controls with temperature set display, child lock and door alarm
- Spillproof shelves



#### GE® 30" Free-Standing Range

**JGBS66EEKES**



**GAS**

- Edge-to-edge cooktop
- Extra-Large Integrated Griddle
- 15,000-BTU Power Boil™ burner

or



#### GE® 1.7 Cu. Ft. Over-the-Range Sensor Microwave Oven

**JVM6175EKES**

- Weight and time defrost
- 1,000 watts (IEC-705 test procedure)
- Two-speed, 300-CFM venting system
- Charcoal filter installation



#### GE® 30" Free-Standing Electric Range

**GRF500PVES**



**ELECTRIC**

- One 9"/6" and One 9" Power Boil Elements
- Warming Zone
- Express Preheat
- Crisp Mode



#### GE® Top Control with Plastic Interior Dishwasher

**GDF550PMRES\***

- Dry Boost™
- AutoSense Cycle
- Manual + adjustable Upper Rack



### GOOD



#### GE® ENERGY STAR® 25.3 Cu. Ft. Side-by-Side Refrigerator

**GSS25GMPES**

- LED lighting
- Edge-to-edge shelves
- Clear door shelves



#### GE® 30" Free-Standing Range

**JGBS66EEKES**



**GAS**

- Edge-to-edge cooktop
- Extra-Large Integrated Griddle
- 15,000-BTU Power Boil™ burner

or



#### GE® 1.7 Cu. Ft. Over-the-Range Sensor Microwave Oven

**JVM6175EKES**

- Weight and time defrost
- 1,000 watts (IEC-705 test procedure)
- Two-speed, 300-CFM venting system
- Charcoal filter installation



#### GE® 30" Free-Standing Electric Range

**GRF500PVES**



**ELECTRIC**

- One 9"/6" and One 9" Power Boil Elements
- Warming Zone
- Express Preheat
- Crisp Mode



#### GE® Front Control with Plastic Interior Dishwasher

**GDF550PMRES\***

- Dry Boost™
- AutoSense Cycle
- Manual + adjustable Upper Rack



\*SmartHQ™ Connect Module is required and sold separately. It is available for order on [geappliances.com](http://geappliances.com), part number PBX23W00Y0.



# HIGH-PERFORMANCE PACKAGE

## FREE-STANDING



### GE® ENERGY STAR® 27.7 Cu. Ft. French-Door Refrigerator

#### GFE28GYNFS

- TwinChill evaporators
- Fingerprint Resistant
- 2 humidity-controlled drawers and full-width drawer with LED light



### GE® ENERGY STAR® 25.6 Cu. Ft. French-Door Refrigerator

#### GFE26JYMFS

- Fingerprint Resistant
- Space-saving icemaker
- 2 humidity-controlled drawers and full-width drawer with LED light



### GE® Top Control Dishwasher with Stainless Steel Interior and Sanitize Cycle

#### GDT670SYVFS\*

- Dry Boost™ Technology
- Third Rack with Removable Silverware Caddy
- Deep Clean Silverware Jets



### GE® 30" Slide-In Convection Range

#### JGS760SPSS



#### GAS

- No-preheat air fry
- Edge-to-edge cooktop
- Built-in WiFi powered by SmartHQ™



#### GGG600AVFS



#### GAS

Available November 2024

- 2 PowerBoil burners, 15,000 BTU & 18,000 BTU
- EasyWash™ Oven Tray
- Dual Power Broil & No-preheat air fry
- Convection



### GE® 1.7 Cu. Ft. Over-the-Range Sensor Microwave Oven

#### JVM7195SKSS

- 1,000 watts (IEC-705 test procedure)
- Weight and time defrost
- Four-speed, 400-CFM venting system

### GE® 30" Slide-In Convection Range

#### GRS600AVFS



#### ELECTRIC

- One 9"/6" and One 12"/9" Power Boil Elements
- EasyWash™ Oven Tray
- No-preheat air fry
- Hidden bake
- Built-In WiFi powered by SmartHQ



\*SmartHQ™ Connect Module is required and sold separately. It is available for order on [geappliances.com](http://geappliances.com), part number PBX23W00Y0.



# À la Carte Options

## DISHWASHERS

### Built-In Hidden Controls



#### GE® Top Control with Plastic Interior Smart Dishwasher with Sanitize Cycle & Dry Boost™

**GDT635HSRSS**

- Built-in WiFi powered by SmartHQ™
- Dry Boost™
- Bottle Jets
- Active Flood Protect
- Smooth Touch Controls
- 50 dBA



#### GE® Top Control with Stainless Steel Interior Smart Dishwasher with Sanitize Cycle & Dry Boost™

**GDT670SYVFS\***

- Dry Boost™
- Steam+Sani
- Active Flood Protect
- Piranha™ hard-food disposer
- Cabinet-depth flush install
- WiFi optional\*
- Reliable Performance
- 46 dBA



Stainless – GDT535PSRSS  
White – GDT535PGRWW  
Black – GDT535PGRBB

#### GE® ENERGY STAR® Top Control with Plastic Interior Dishwasher with Sanitize Cycle & Dry Boost

**GDT535P\***

- Dry Boost™
- Steam+Sani
- Active Flood Protect
- Piranha™ hard-food disposer
- Cabinet-depth flush install
- WiFi optional\*
- Reliable Performance
- 55 dBA



### Built-In Front Controls



Stainless – GDF510PSRSS  
White – GDF510PGRWW  
Black – GDF510PGRBB  
Stainless – GDF511PSRSS (with power cord)  
White – GDF511PGRWW (with power cord)  
Black – GDF511PGRBB (with power cord)

#### GE® ENERGY STAR® Dishwasher with Front Controls

**GDF510P\***

**GDF511\***

- Dry Boost™
- Active Flood Protect
- Piranha™ hard-food disposer
- WiFi optional\*
- Reliable Performance



#### GE® Dishwasher with Front Controls

**GDF450PSRSS\***

- Heavy Wash with Dry Boost™
- Normal Wash with Heated Dry
- Active Flood Protect
- Piranha™ hard-food disposer
- Cabinet-depth flush install
- Built-up-floor capable
- WiFi optional\*
- Reliable Performance



### GE ADA Compliant Dishwashers



#### GE® ENERGY STAR® ADA Compliant Stainless Steel Interior Dishwasher with Sanitize Cycle

**GDT226SSLSS\***

- ADA compliant with low-profile installation
- 3-level wash
- AutoSense Cycle
- Bottle Jets
- Piranha™ hard-food disposer with removable filter
- Sanitize option (NSF 184 Certified)
- WiFi optional\*
- 51 dBA



#### GE® ENERGY STAR® ADA Compliant Stainless Steel Interior Dishwasher with Sanitize Cycle

**GDT225SSLSS\***

- ADA compliant
- 3-level wash
- AutoSense Cycle
- Bottle Jets
- Piranha™ hard-food disposer with removable filter
- WiFi optional\*
- 51 dBA



\*SmartHQ™ Connect Module is required and sold separately. It is available for order on [geappliances.com](http://geappliances.com), part number PBX23W00Y0.

# À la Carte Options

## FREE-STANDING RANGES



**GE® 30" Self-Clean Range**

**JB256**

### ELECTRIC

- 5.0 cu. ft. oven capacity
  - Self-clean oven
  - Sensi-Temp Technology
- Stainless - JB256RTSS*  
*White - JB256DMWW*  
*Black - JB256DMBB*



**GE® 30" Free Standing Range**

**JGBS66REKSS**

### GAS

- Edge-to-edge cooktop
- Extra-Large Integrated Griddle
- 15,000 BTU Power Boil™ burner
- Center oval burner



**Free-Standing Electric Convection Range**

**GRF600AVSS**

### ELECTRIC

- One 9"/6" and One 12"/9" Power Boil burner
- EasyWash™ Oven Tray
- No-preheat air fry



**Free-Standing Gas Convection Range**

**JGB735SPSS**

### GAS

- No-preheat air fry
- Edge-to-edge cooktop
- Integrated griddle

TRANSITION to

to

### GAS

**GGF600AVSS**

### GAS

- Available November 2024
- 2 PowerBoil™ burners 15,000-BTU
- EasyWash™ Oven Tray
- No-preheat air fry
- Dual Power Broil



## MICROWAVES & VENTILATION



**GE® 1.6 Cu. Ft. Capacity Oven**

**JNM3163RJSS**

- 950 watts (IEC-705 test procedure)
- Convenience cooking controls
- Auto and time defrost



**GE® 1.7 Cu. Ft. Capacity Oven**

**JVM6172SKSS**

- 1,000 watts (IEC-705 test procedure)
- Weight and time defrost
- Two-speed, 300-CFM venting system



**GE® 1.9 Cu. Ft. Over-the-Range Sensor Microwave Oven**

**JVM7195RWSS**

- 1,000 watts (IEC-705 test procedure)
- Weight and time defrost
- Four-speed, 400-CFM venting system
- Easy-clean interior with Steam Clean
- Black Accents



**GE® 1.6 Cu. Ft. Capacity Oven**

**JVM3160RFSS**

- 1,000 watts (IEC-705 test procedure)
- Convenience cooking controls
- Auto and time defrost
- Two-speed, 300-CFM venting system
- Charcoal filter installation



**GE® 1.9 Cu. Ft. Capacity Sensor Oven**

**JVM7195SKSS**

- 1,000 watts (IEC-705 test procedure)
- Weight and time defrost
- Four-speed, 400-CFM venting system
- Easy-clean interior with Steam Clean



**GE® 20" Custom Hood Insert With Dimmable LED Lighting**

**UVC7300SLSS**

- 390-CFM blower
- Dual-LED dimmable lighting
- Dishwasher-safe filter



**GE® 36" Custom Hood Insert With Dimmable LED Lighting**

**UVC9360SLSS**

- Adjustable 610-CFM blower
- Triple-LED lighting
- Dishwasher-safe filter



**GE® Hood Liner**

- Custom appearance and built-in convenience

UXHL30 - 30"  
UXHL36 - 36"

# À la Carte Options

## REFRIGERATORS & FREEZERS

### French-Door Refrigerators

#### GE® 18.6 Cu. Ft. Smart® Counter-Depth Refrigerator

**GWE19JYLFS**

- Fits 33" openings
- Fingerprint Resistant
- Factory-installed icemaker with water filtration system
- LED lighting



#### GE® ENERGY STAR® 21.9 Cu. Ft. Fingerprint Resistant Counter-Depth French-Door Refrigerator

**GWE22JYMFS**

- Fits 36" openings
- Fingerprint Resistant
- Factory-installed icemaker with water filtration system
- LED lighting



#### GE® 20.8 Cu. Ft. Smart® Refrigerator with Door Alarm

**GNE21FYKFS\***

- Fits 30" openings
- LED lighting
- 2 humidity-controlled drawers and 1 full-width, adjustable temperature drawer
- Factory-installed icemaker



#### GE® ENERGY STAR® 22.1 Cu. Ft. Counter-Depth French-Door Refrigerator

**GYE22GYNFS\***

- Counter-depth design
- Space-saving icemaker
- Second icemaker option
- TwinChill evaporators



#### GE® 24.7 Cu. Ft. Smart® Refrigerator

**GNE25JYKFS**

- Fits 33" openings
- Fingerprint Resistant
- Internal water dispenser
- LED lighting
- Factory-installed icemaker



### Side-by-Side Refrigerators



#### GE® 23.0 Cu. Ft. Refrigerator

**GSE23GYPFS**

- 33" wide refrigerator
- Fingerprint Resistant
- LED lighting
- Edge-to-edge shelves
- Clear door shelves



#### GE® 25.3 Cu. Ft. Refrigerator

**GSE25GYPFS**

- 36" wide refrigerator
- Fingerprint Resistant
- Edge-to-edge shelves
- Clear door shelves
- Interior storage drawers



#### GE® 21.9 Cu. Ft. Counter-Depth Refrigerator

**GZS22DSJSS**

- 36" wide refrigerator
- Counter-depth design
- LED lighting
- Integrated shelf support system
- Adjustable slide-out, spillproof glass shelves
- Adjustable clear door bins

### Bottom Freezer



#### GE® ENERGY STAR® 17.7 Cu. Ft. Counter-Depth Bottom-Freezer Refrigerator

**GBE17HYRFS**

- Fits 32" Openings
- Narrow Width
- Counter Depth
- Recessed Handles



\*SmartHQ™ Connect Module is required and sold separately. It is available for order on [geappliances.com](http://geappliances.com), part number PBX23W00Y0.

# À la Carte Options

## REFRIGERATORS & FREEZERS

### Top Freezer Refrigerators



Voted  
#1



#### GE® 16.6 Cu. Ft. Refrigerator

**GTE17DT**

**GTE17GS**

*GTE17DTNRBB - Black*  
*GTE17DTNRWW - White*  
*GTE17GSNRSS - Stainless*

- Fits 28" openings
- #1 in Quality and Dependability\*
- LED lighting
- Adjustable wire shelves
- Upfront temperature controls



Voted  
#1

#### GE® 17.5 Cu. Ft. Refrigerator

**GIE18GSNRSS**

- Fits 28" openings
- #1 in Quality and Dependability\*
- LED lighting
- Edge-to-edge glass shelves
- Sliding deli drawer



Voted  
#1

#### GE® 19.2 Cu. Ft. Refrigerator

**GIE19JSNRSS**

- Fits 30" openings
- #1 in Quality and Dependability\*
- Premium inner door
- LED lighting
- Edge-to-edge glass shelves



#### GE® 17.5 Cu. Ft. Refrigerator

**GTE18DT**

**GTE18GS**

*GTE18DTNRBB - Black*  
*GTE18DTNRWW - White*  
*GTE18GSNRSS - Stainless*

- Fits 33" openings
- LED lighting
- Edge-to-edge glass shelves
- Sliding deli drawer



Voted  
#1



#### GE® ENERGY STAR® 21.1 Cu. Ft. Top-Freezer Refrigerator

**GTE21GSHSS**  
**GTE21GTHBB**

- Interior Lighting
- Adjustable spill-resistant glass shelves
- Snack Drawer & Gallon Door Bins



#### GE® ENERGY STAR® 21.1 Cu. Ft. Top-Freezer Refrigerator

**GIE21GSHSS**  
**GIE21GTHBB**  
**GIE21GTHWW**

- Interior Lighting
- Adjustable spill-resistant glass shelves
- Snack Drawer & Gallon Door Bins



\*Among 16-22 cu. ft. refrigerators based on an independent study of property maintenance personnel.  
Source: The Stevenson Company, 2020—Market research company with over 20 years of experience in the appliance industry.





# FIND THE RIGHT DISPOSALL™ FOR YOU












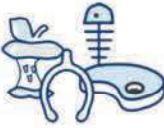




The Original Since 1935.

## Universal 3-Bolt Install



Horsepower & Speed

## Features

Quiet Package	 Standard	 Standard	 QuietPower II	 QuietPower III
Household Type	 1-2 People RARELY COOK	 2-4 People RARELY COOK	 2-4 People COOK DAILY	 4+ People COOK DAILY
Good For Grinding	 Fruit peels, cooked pasta or rice, cereal	 Beans, seeds, potato peels, cooked meat	 Vegetable peels, small bones, fruit pits	 Cooked or raw meat, fruit pits, small bones
Limited Warranty	 1 YEAR	 2 YEAR	 5 YEAR	 7 YEAR

Compatible with existing InSinkErator 3-bolt mount to easily swap out the disposers

## Additional Information



Our advanced DC motor technology powers through the toughest foods without jamming or clogging. No "jam-buster wrench" needed!



Drain Boost technology uses an angled fin to forcefully direct water, preventing jamming and effortlessly draining food waste.



This powerful garbage disposal spins at a high speeds giving the toughest foods an ultra fine grind, protecting your plumbing for years to come.



This septic safe food disposal works with properly maintained septic systems. Additional accessories are not needed.

# FIND THE RIGHT DISPOSALL™ FOR YOU

The Original Since 1935.

## EZ Mount Install

### Horsepower & Speed



GFC320N Non-Corded  
GFC325N Corded

**1/3 HP**  
2,800 RPM



GFC520N Non-Corded  
GFC525N Corded

**1/2 HP**  
2,600 RPM



GFC720N Non-Corded

**3/4 HP**  
2,700 RPM



GFC1020N Non-Corded

**1 HP**  
2,800 RPM

### Features

Quiet Package	Standard	Standard	QuietPower II	QuietPower III
Household Type	1-2 People RARELY COOK	2-4 People RARELY COOK	2-4 People COOK DAILY	4+ People COOK DAILY
Good For Grinding	Fruit peels, cooked pasta or rice, cereal	Beans, seeds, potato peels, cooked meat	Vegetable peels, small bones, fruit pits	Cooked or raw meat, fruit pits, small bones
Limited Warranty	1 YEAR	2 YEAR	5 YEAR	7 YEAR

Power Cord Accessory - WC21X20360

### Additional Information



Our advanced DC motor technology powers through the toughest foods without jamming or clogging. No "jam-buster wrench" needed!



Drain Boost technology uses an angled fin to forcefully direct water, preventing jamming and effortlessly draining food waste.



This powerful garbage disposal spins at a high speeds giving the toughest foods an ultra fine grind, protecting your plumbing for years to come.



This septic safe food disposal works with properly maintained septic systems. Additional accessories are not needed.





GE APPLIANCES

LAUNDRY PACKAGES



GE APPLIANCES

LAUNDRY PACKAGES

# FRONT LOAD LAUNDRY



## GE® 4.6 Cu. Ft. Capacity Smart Front Load ENERGY STAR® Washer

**GFW510SCVWW**

- UltraFresh Vent System with OdorBlock™
- Microban Antimicrobial Technology
- True 32" depth
- Fill Hoses Included



## GE® 7.8 Cu. Ft. Capacity Smart Front Load Dryer

**GFD55**

- Built-In WiFi powered by SmartHQ™
- Quick Dry
- Sanitize cycle

*GFD55ESSNWW - Electric*

*GFD55GSSNWW - Gas*

*GFV55ESSNWW - Electric*



## GE® 5.0 cu. ft. Capacity Smart Front Load ENERGY STAR® Steam Washer with Sanitize + Allergen

**GFW655SPVDS - Carbon Graphite**  
**GFW655SSVWW - White**

- UltraFresh Vent System with OdorBlock™
- SmartDispense™ Technology
- Microban® Antimicrobial Technology



## GE® 7.8 cu. ft. Capacity Smart Front Load Dryer with Steam and Sanitize Cycle

**GFD65ESPVDS - Carbon Graphite, Electric**  
**GFD65ESSVWW - White, Electric**

**GFD65GSPVDS - Carbon Graphite, Gas**  
**GFD65GSSVWW - White, Gas**

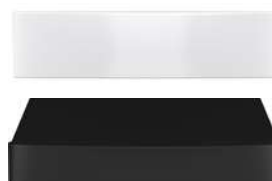
- Power Steam Technology
- Quick Dry
- Built-In WiFi powered by SmartHQ™



## GE® FRONT LOAD WASHER/DRYER PEDESTALS

*GFPI528SNWW-White*

*GFPI528PTDS - Carbon Graphite*



## GE® LAUNDRY 7" RIGHTEIGHT™ RISER

*GFR0728SNWW-White*

*GFR0728PTDS-Carbon Graphite*



# TOP LOAD LAUNDRY



## GE® 4.0 Cu. Ft. Capacity Washer with Stainless Steel Basket and Water Level Control

**GTW220ACWW**

- Water Level Control
- Stainless steel basket
- Late Lid Lock Safety
- Fill Hoses Included



## GE® 4.4 Cu. Ft. Capacity Washer

**GTW490ACJWS**

- Efficient Infusor
- Deep Fill
- Stain Pretreat



## GE® 4.3 Cu. Ft. Capacity Washer with Stainless Steel Basket, Late Lid Lock Safety

**GTW525ACWWB**

- 5-year/10-year/Lifetime Limited Warranty
- Large 4.3 Cu.Ft. Capacity
- Water Level Control
- Commercial-Grade Components



## GE® 6.2 Cu. Ft. Capacity Dryer

**GTX22**

- Auto Dry
- Up to 120-ft. venting capability
- Aluminized alloy drum

*GTX22EASKWW - Electric*

*GTX22GASKWW - Gas*

## GE® 7.2 Cu. Ft. Capacity Electric/Gas Dryer

**GTD45**

- Up to 120-ft. venting capability
- Aluminized alloy drum
- Extended Tumble

*GTD45EASJWS - Electric*

*GTD45GASJWS - Gas*

## GE 6.2 Cu. Ft. Capacity Aluminized Alloy Drum Dryer

**GTX52**

- 5-year warranty
- Even airflow
- Long vent
- Commercial-Grade Components

*GTX52EASPWB - Electric*

*GTX52GASPWB - Gas*



## GE® 24" Unitized Washer/Dryer with 2.3 Cu. Ft. Capacity Washer and 4.4 Cu. Ft. Capacity Dryer

**GUD24**

- Stainless steel basket
- Bleach and fabric softener dispensers
- 11 wash cycles
- 6 wash temperatures
- 1 wash/spin speed combination
- Auto Load Sensing
- Rotary electronic controls

*GUD24ESSMWW (Electric)*

*GUD24GSSMWW (Gas)*



## GE® 27" Unitized Washer/Dryer with 3.8 Cu. Ft. Capacity Washer and 5.9 Cu. Ft. Capacity Dryer

**GUD27**

- Stainless steel basket
- 11 wash cycles
- 6 wash temperatures
- Heavy-duty agitator
- Auto Load Sensing with 4 water levels
- Rotary electronic controls

*GUD27ESSMWW (Electric)*

*GUD27GSSMWW (Gas)*

# COMMERCIAL LAUNDRY



## Life is full of cycles

We're here to see you through them all.  
Again. And again. And again.



### GE® 3.8 Cu. Ft. Capacity Commercial Washer with Stainless Steel Basket

**VTW565ASVWB**

#### Commercial-Grade Components and Materials

Built to last with a heavy-duty agitator, ½ horsepower motor, stainless steel wash basket, galvanized steel cabinet, and metal transmission.

#### Protected with Microban®

Antimicrobial Technology built into high-touch elements on the control panel.

#### 800 RPM Spin Speed

A higher spin speed maximizes water extraction.



#### Commercial Universal Coin Box

**VKAUNICBT-GE®**



#### Commercial Single Coin Drop

**VTA56SCDT-GE®**



#### Commercial Coin Housing Kit

**VTA56CHKT-GE®**

### GE 7.7 Cu. Ft. Capacity Dryer, Standalone Unit

#### Commercial-Grade Components

This dryer is built to last, with upgraded hinges, knobs, door strength and close latches for long-lasting performance.

#### Protected with Microban®

Antimicrobial Technology built into high-touch elements on the control panel.

#### 7.7 Cu. Ft. Capacity

Maximizes revenue with an extra-large capacity that delivers the drying experience that tenants and guests expect.

**VTD56EASVWB - Electric**

**VTD56GASVWB - Gas**

Discover more: [geappliances.com/commercial-laundry](https://geappliances.com/commercial-laundry)





# City-inspired appliances designed for any size home

Bring the energy of the city to any living space with Haier's full-size and small-space appliances. Haier Appliances offers worldly inspired design simplicity, at a value.



See the latest from Haier  
on our social channels.



## Small Space Kitchen Appliance Suite

Haier small-size appliances let you live large even in the smallest kitchen. Integrated handles, unique configurations, built-ins and free-standing appliances – our smaller appliances are designed for function, fashion and easy installation. Whether you’ve got an urban apartment or condo, tiny kitchen, man cave, home bar, or even an RV, we’ve got small-size appliances to maximize space with style to spare.



**Refrigerators**  
33" Wide or Less



**24" Ranges**



**24" Wall Ovens**



**24" Microwaves**



**18" Dishwashers**

**Explore the #1 brand of major appliances  
in the world for over 10 years in a row.**





**Hotpoint.**  
**TOUGHER**  
**♦ THAN ♦**  
**TENANTS**

Since 1903, Hotpoint has built appliances that get the job done right. That's why we know property manager customers will appreciate the fact that we've designed our appliances to be tougher than ever, while still respecting their budgets and timelines. We take pride in making life just a little easier and in building appliances that are strong enough to wear our logo.



**SEE THE LATEST FROM HOTPOINT ON OUR SOCIAL CHANNELS.**

# TOUGHER THAN TENANTS PACKAGE



## Hotpoint® 15.6 Cu. Ft. Recessed Handle Top-Freezer Refrigerator

**HPS16BTN**

- LED lighting
- Pocket handles
- Adjustable wire shelves

HPS16BTNWWW - White

HPS16BTNBB - Black



## Hotpoint® 17.5 Cu. Ft. Recessed Handle Top-Freezer Refrigerator (Not shown)

**HPS18BTN**

- LED lighting
- Pocket handles
- Adjustable wire shelves

HPS18BTNWWW - White

HPS18BTNBB - Black



## Hotpoint® 1.6 Cu. Ft. Over-the-Range Microwave Oven

**RVM5160DH**

- Convenience cooking controls
- Weight and time defrost
- Turntable
- Two-speed, 300-CFM venting system

RVM5160DHHW - White

RVM5160DHB - Black

## Hotpoint® One Button Dishwasher with Plastic Interior

**HDF310PGR**

- Active Flood Protect
- One-button cycle operation
- Completely washed and dried dishes
- Hard-foam disposer
- 60 dBA dishwasher

HDF310PGRWW - White

HDF310PGRBB - Black



## Hotpoint® 30" Free-Standing Standard Clean Range

**RBS360DM**



- Standard clean oven
- Sensi-Temp Technology
- Electronic clock and timer

RBS360DMWW - White

RBS360DMBB - Black

## Hotpoint® 30" Free-Standing Range (Not shown)

**RGBS300DM**



- Standard clean oven
- 4.8 cu. ft. oven capacity
- Sealed cooktop burners
- Porcelain upswept cooktop

RGBS300DMWW - White

RGBS300DMBB - Black





WE CONNECT. WE SIMPLIFY.  
**WE LEAD.**