

RANGE W/
MICROWAVE
ABOVE



GE APPLIANCES
a Haier company

PRO

KITCHEN
VAULTED CEILING
CERAMIC TILE

LET'S BUILD

THE FUTURE

**2026 BUILDER APPLIANCE
SELECTION GUIDE**

Builder Focus Model Program



Profile

Haier

Hotpoint.



WE CONNECT. WE SIMPLIFY.
WE LEAD.

LET'S **CONNECT**

The possibilities begin with a better way of doing business. More than helping complete all kinds of homes, we make sure we constantly respond to your evolving needs – continually proving ourselves as partners for the long run. Our nationwide sales and support team is dedicated to builder professionals, ready and able to help you throughout each phase of every project.





BUILDER FOCUS MODEL PROGRAM

GE Appliances is committed to our builder customers and has developed a Builder Focus Model Program to help homeowners select kitchen packages from our CAFÉ, GE Profile™, GE and Hotpoint brands. These are a collection of high-volume SKUs, by brand, to drive improved availability.



GE Appliances helps you conserve energy and save money. We have been an ENERGY STAR® Partner since 2001. We are committed to creating energy-efficient, high-performance household appliances.



National Sanitation Foundation.



Appliances with built-in WiFi powered by SmartHQ™ that offer remote monitoring and enhanced features are indicated by this icon.



This mark indicates that a product has voice-assistance capabilities.



Appliances with this icon are produced in our American Manufacturing Plants.



Compliant with the Americans with Disabilities Act.



Compliant with the Uniform Federal Accessibility Standards.



Chef Connect - For instant convenience, choose when to automatically sync clocks and the range elements with the microwave's or hood's surface light and vent. The Bluetooth® word mark and logos are registered trademarks owned by Bluetooth SIG, Inc. and any use of such marks by GE Appliances is under license. Other trademarks and trade names are those of their respective owners.

Find Clickable Links Throughout

TABLE OF CONTENTS

Pro Pledge	02	Monogram.....	09
Builder Focus Model Program	03	CAFÉ.....	14
Awards	04	Profile	25
Built for America	05	GE.....	35
Resources & Tools.....	06	Haier.....	52
A Brand for Every Build.....	08	Hotpoint	54



CAFÉ



Profile

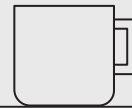
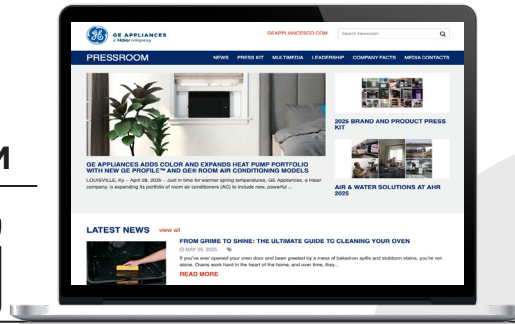
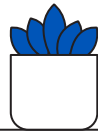
Haier

Hotpoint

LET'S IMAGINE WHAT'S NEXT

With over a century of providing appliances in our history, we're still looking forward, constantly, even obsessively, exploring new ways to innovate for our customers and the future of home—any kind of home. With industry awards such as 2025 Fast Company's Most Innovative Companies List and Smart Appliance Company of the Year in the 2025 IoT Breakthrough Awards, you can be sure we'll help you build the future.

CLICK HERE TO
VISIT OUR PRESSROOM





GE APPLIANCES

#1 Most Reliable Appliance Brand

in the J.D. Power 2025 U.S. Appliance Reliability & Service Study.



GE Appliances received the highest number of awards in the J.D. Power 2025 U.S. Appliance Reliability and Service Study, based on 1-3-year-old models. Newer models may be shown. Visit [jdpower.com/awards](https://www.jdpower.com/awards) for more details.



BUILT FOR AMERICA



\$4 Billion+ Invested in America

Bigger American Investments. More American Jobs.

Behind every appliance built in our U.S. factories is an American job, a local partner, and a bold investment in the future. Headquartered in Louisville, KY, and led by American leadership, we've invested more than \$4 billion in our U.S. operations since 2016—creating jobs, strengthening communities, and delivering innovation made for real life, right here at home.

\$30.2B

contributed annually to the U.S. economy

15,500

U.S. employees

98,000

additional U.S. jobs supported

\$4.6B

spent annually with U.S. suppliers in all 50 states



Built with an American Supply Chain

Our products are built using 6,500+ American suppliers—from steel and aluminum to parts and packaging. Every dollar we invest supports the communities where we live and work.



Invested in Communities Across America

From \$2.4 million invested in education and nonprofit programs in 2024 to record-breaking company volunteerism, at GE Appliances, our people come together to make a difference where it matters most.



U.S. Manufacturing Plants & Microfactories



See the latest from our business on LinkedIn.



CAFÉ



Profile

Haier

Hotpoint



RESOURCES

Our goal is to always be the easy, go-to choice, so we streamline your experience every step of the way. Our outstanding house of brands lets you find exactly what you need for any build. And tools such as our newly revamped, all-inclusive customer portal, CustomerNet, plus our marketing resources, training and much more are easy to access and use.



GE APPLIANCES CUSTOMERNET

GE Appliances CustomerNet



GE APPLIANCES
a Haier company

THE HUB
Contract Marketing Resource Center

The Hub Contract Marketing Resource Center

SmartHQ[™]
PRO

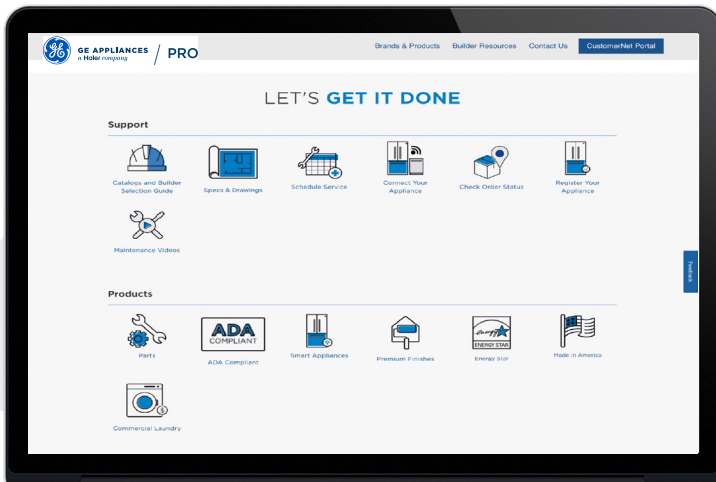
SmartHQ Pro



GE Appliances Academy



Builder Customer Advocate Program



TOOLS

Visit
GEAPPLIANCES.COM/PRO
to access all of our tools.





HAVE QUESTIONS?

Have questions about your new appliance? Get them answered with a simple scan. Every new GE appliance, across all of our brands, is equipped with a unique, scannable QR code on its model tag that unlocks the owner's manual, parts and accessories, how-to videos and more. Whether walking a homebuyer through new home orientation, training a new maintenance manager or moving in a new tenant, save time with easy-to-access information and support. **Watch this video to learn more** ▶

STEP 1

Locate the QR code on your appliance.

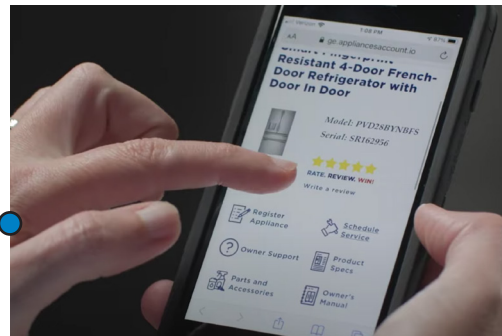


Scan the QR code.

STEP 2

STEP 3

QR code pulls up the product page on the website.



CAFÉ



Profile

Haier

Hotpoint



A BRAND FOR EVERY BUILD





ELEVATE EVERYTHING.

We are redefining the world of luxury appliances, one detail at a time. With uncompromising attention to every detail, Monogram appliances truly Elevate Everything™ in luxury kitchens. Monogram's Minimalist and Statement Collections, featuring rich materials and precise design, are crafted with style that endures.



See the latest from Monogram on our social channels.



STATEMENT COLLECTION

TRADITIONAL STYLE WITH UNPARALLELED PERFORMANCE

The Monogram Statement Collection brings modern design together with traditional kitchen appliance features. Edge-to-edge handles and robust knobs feel integrated into the appliances. The gleaming stainless steel finish is set off with solid brass accents, wide glass windows, and rich, interactive LCD displays. Restaurant-inspired features invite you to take on any cooking aspiration while the smart appliances effortlessly sync your kitchen with your life.



IT'S IN THE DETAILS

- *Edge-to-Edge Handles with Brass End Caps*
- *Brass Burner details*
- *Signature Wide Windows*
- *Substantial Knobs with Brass Accent*



MINIMALIST COLLECTION

SIMPLE
ELEGANCE
WITH
INCOMPARABLE
PERFORMANCE

The Minimalist Collection further streamlines even the most contemporary kitchen with flush installation and only the most essential hardware. Its expansive glass design reflects our keen eye for detail and functional aesthetic. Interactive LCD screens and push-to-open oven doors are modern details with a powerful purpose — heightening your culinary experience. And smart appliance features are the modern convenience you didn't realize you needed.



DEFINING DETAILS

- *Precisely Machined Metals*
- *Interactive LCD Screens*
- *Push-to-Open Oven Doors*
- *Expansive Glass*



DESIGNER COLLECTION

ELEGANCE THAT ELEVATES EVERYTHING

Created by nationally recognized kitchen and bath design authority, Richard T. Anuszkiewicz (ANNA-SKEV-ICH), the Designer Collection makes highly detailed and personalized products tangible consumers.

This impactful collection reflects Monogram's impeccable and sophisticated design through artisan-level quality control and a relentless commitment to innovation. Inspired by fine jewelry, elements within the Designer Collection are tailored with striking touches that will elevate any kitchen.



DEFINING DETAILS

- *Industry's first custom 96" refrigeration panel*
- *Oversized, professional hoods*
- *Leather wrapped handles with radical accents*
- *Brass and titanium collections*



BUILDER PROGRAMS

CONSUMER REBATE

The One for You, One for Free rebate starts with Monogram professional ranges: receive up to three free eligible Monogram appliances or generous credits toward the appliances of your choice.

PREFERRED BUILDER PROGRAM

A trade discount off UMRP is available to qualified Builders and Designers who specify a minimum of 8 pieces of Monogram a year.

ELEVATED BUILDER PROGRAM

An enhanced trade discount for Builders who commit to specifying a minimum of 25 pieces of Monogram in a calendar year.

Reach out to your Area Sales Manager or Monogram Sales Manager to ask how you can take advantage of these programs.

MONOGRAM SUPPORT OPTIONS

Monogram-Specific Call Agent

This dedicated support line offers prioritized support for Builders and Resellers to order parts, schedule service, and give advice on products.

1-800-444-1845 Option #4

Hours are M – F 8:00am – 6:30pm ET

Get in touch with our dedicated team to answer installation questions via email, phone, or by appointment.

elevateyourinstall@geappliances.com

1-866-408-2751 Hours are M – F 8:00am – 6:30pm ET



Customizable kitchen appliances with distinct design


The CAFÉ brand of kitchen appliances offers two collections unlike any other. The Customizable Professional Collection in matte black, matte white and stainless showcases designer-curated hardware options, while the Modern Glass Collection features a platinum glass finish and sophisticated design. The choices let style-conscious consumers reflect their personal style.



See the latest from CAFÉ on our social channels.

CAFÉ's Customizable Professional Collection allows you to set the canvas with either Matte White, Matte Black or Stainless appliance finishes, then personalize by choosing from six distinct handle/knob hardware options, allowing you to reflect your style.

Matte White Matte Black Stainless Steel



Matte White + Brushed Bronze Hardware, standard

Optional Hardware Choices: Brushed Brass, Flat Black, Brushed Stainless, Brushed Black, Brushed Copper



Matte Black + Brushed Stainless Hardware, standard

Optional Hardware Choices: Brushed Brass, Flat Black, Brushed Stainless, Brushed Black, Brushed Copper



Stainless Steel + Brushed Stainless Hardware, standard

Optional Hardware Choices: Brushed Brass, Flat Black, Brushed Stainless, Brushed Black, Brushed Copper



FREE-STANDING

Primary

Stunning pairing, trusted features.
Enjoy unlimited performance
for everyday cooking.



CAFE™ ENERGY STAR®
27.8 Cu. Ft. Smart French-Door
Refrigerator with Hot Water
Dispenser

CFE28TP2MS1

- Precise Fill setting
- Hot Water Dispenser
- TwinChill evaporators



**CAFE™ 30" Smart Slide-In,
Front-Control, Double-Oven
Range with Convection**

CGS750P2MS1

- GAS**
- 6.7 cu. ft. total oven capacity
 - True Convection with Precise Air (lower oven only)
 - Six-burner, edge-to-edge cooktop



or



**CAFE™ 2.1 Cu. Ft.
Over-the-Range
Microwave Oven**

CVM521P2MS1

- Chef Connect
- Steam cook
- Sensor cooking controls
- 3 Speed Venting System



**CAFE™ Stainless Steel Interior
Dishwasher with Sanitize, Ultra
Wash & Dry and Third Rack**

CDT858P2VS1

- Dual Convection Ultra Dry
- CustomFit Top Rack with Ultra Wash & CustomFit Lid Caddy
- 44 dBA
- Active Flood Protect



Additional Cooking Options



**CAFE™ 30" Smart Slide-In,
Front-Control, Radiant and
Convection Range**

CES700P2MS1

- ELECTRIC**
- Edge-to-edge glass cooktop
 - 12"/9"/6" 3,600-watt Power Boil™ burner
 - True Convection with Precise Air



**CAFE™ 30" Smart Slide-In,
Front-Control, Range
with Convection Oven**

CGS700P2MS1

- GAS**
- Six-burner, edge-to-edge cooktop
 - Cast-iron integrated griddle
 - 21,000-BTU tri-ring burner



Additional Dishwasher Options



**CAFE™ Dishwasher
Double Drawer**

CDD420P2TS1

- Double Drawer
- Customizable Hardware
- Small Load Setting

BUILT-IN

Primary

Stunning pairing, trusted features. Enjoy unlimited performance for everyday cooking.



CAFÉ™ ENERGY STAR® 27.8 Cu. Ft. Smart French-Door Refrigerator with Hot Water Dispenser

CFE28TP2MS1

- Precise Fill setting
- Hot Water Dispenser
- TwinChill evaporators



CAFÉ™ 30" Smart Double Wall Oven with Convection

CTD70DP2NS1

- Precision cooking
- 7" full-color display
- No-preheat air fry



CAFÉ™ 30" Touch-Control Electric Cooktop

CEP90302TSS

ELECTRIC

- Power Boil™ on tri- and dual-ring elements
- Easy-clean surface
- Glide touch controls



CAFÉ™ 30" Smart Touch-Control Induction Cooktop

CHP90302TSS

ELECTRIC

- Gourmet Guided Cooking
- Pan presence sensor
- Four induction elements



CAFÉ™ Custom Fit ENERGY STAR® Stainless Interior Smart Dishwasher

CDT858P2VS1

- Dual Convection Ultra Dry
- CustomFit Top Rack with Ultra Wash & CustomFit Lid Caddy
- 44 dBA
- Active Flood Protect



Ventilation Option



CAFÉ™ 36" Commercial Style Hood

UVW93642PSS

- 610-CFM venting system
- Four-speed fan control
- Horizontal and vertical exhaust



CAFÉ™ 30" Commercial Style Hood

UVW93042PSS

- 610-CFM venting system
- Four-speed fan control
- Horizontal and vertical exhaust



Additional Cooking Options



CAFÉ™ 30" Smart Single Wall Oven with Convection

CTS70DP2NS1

- Precision cooking
- 7" full-color display
- True European Convection with Direct Air



CAFÉ™ 36" Built-In Touch-Control Induction Cooktop

CHP90362TSS

ELECTRIC

- Effortless control and responsiveness
- Easy-clean surface
- Guided cooking



CAFÉ™ 36" Touch-Control Electric Cooktop

CEP90362TSS

ELECTRIC

- Power Boil™ on tri- and dual-ring elements
- Easy-clean surface
- Glide touch controls




CAFÉ™ 30" Cooktop

CGP70302NS1

GAS

- 18,000 BTU burner
- More with less cookware
- LED backlit knobs



CAFÉ™ 36" Cooktop

CGP70362NS1

GAS

- 18,000 BTU burner
- Spend more time cooking and less time cleaning up
- LED backlit knobs



FREE-STANDING

Refined

INDUCTION

Upgraded offerings with enhanced capabilities. Expect total convenience and inspired cooking experiences.



CAFÉ™ ENERGY STAR®
23.2 Cu. Ft. Smart Counter-Depth 4-Door French-Door Refrigerator With Dual-Dispense AutoFill Pitcher

CJE23DP2WS1

- Dual-Dispense AutoFill Pitcher
- Convertible Drawer with Soft Freezer
- Counter Depth Design



OR

CAFÉ™ ENERGY STAR®
28.7 Cu. Ft. Smart 4-Door French-Door Refrigerator With Dual-Dispense AutoFill Pitcher

CGE29DP2TS1

- Dual-Dispense AutoFill Pitcher
- Convertible Drawer with Soft Freeze
- LED Light Wall



CAFÉ™ 2.1 Cu. Ft. Over-the-Range Microwave Oven

CVM521P2MS1

- Chef Connect
- Steam cook
- Sensor cooking controls




CAFÉ™ 30" Smart Slide-In, Front-Control, Induction and Convection Range with Warming Drawer

CHS900P2MS1

ELECTRIC

- Gourmet Guided cooking
- Built-in WiFi, powered by SmartHQ™
- Precision oven modes



CAFÉ™ Custom Fit ENERGY STAR® Stainless Interior Smart Dishwasher

CDT858P2VS1

- Dual Convection Ultra Dry
- CustomFit Top Rack with Ultra Wash & CustomFit Lid Caddy
- 44 dBa
- Active Flood Protect



Additional Dishwasher Options



CAFÉ™ Dishwasher Double Drawer

CDD420P2TS1

- Double Drawer
- Customizable Hardware
- Small Load Setting

BUILT-IN
Refined

Stunning pairing, trusted features.
Enjoy unlimited performance
for everyday cooking.



CAFÉ™ ENERGY STAR® 22.1 Cu. Ft. Smart Counter-Depth French-Door Refrigerator with Hot Water Dispenser

CYE22TP2MS1

- Counter-depth design
- Hot water dispenser
- Precise Fill setting



CAFÉ™ 30" Smart Built-In Convection Double Wall Oven

CTD90DP2NS1

- ADA Compliant
- Built-in WiFi powered by SmartHQ™
- In-Oven Camera



CAFÉ™ 30" Built-In Touch-Control Induction Cooktop

CHP90302TSS

- **ELECTRIC**
- Effortless control and responsiveness
- Easy-clean surface
- Guided Cooking



CAFÉ™ Custom Fit ENERGY STAR® Stainless Interior Smart Dishwasher

CDT858P2VS1

- Dual Convection Ultra Dry
- CustomFit Top Rack with Ultra Wash & CustomFit Lid Caddy
- 44 dBa
- Active Flood Protect



CAFÉ™ 30" Commercial Style Hood

UVW93042PSS

- 610-CFM venting system
- Four-speed fan control
- Horizontal and vertical exhaust



Ventilation Option



CAFÉ™ 36" Commercial Style Hood

UVW93642PSS

- 610-CFM venting system
- Four-speed fan control
- Horizontal and vertical exhaust



Additional Cooking Options



CAFÉ™ 30" Smart Built-In Convection Single Wall Oven

CTS90DP2NS1

- Built-in WiFi powered by SmartHQ™
- No Preheat Air Fry
- Precision Cooking Modes
- In-Oven Camera



CAFÉ™ 36" Built-In Touch-Control Induction Cooktop

CHP90362TSS

- **ELECTRIC**
- Effortless control and responsiveness
- Easy-clean surface
- Guided cooking



CAFÉ™ 30" Cooktop

CGP95302MS1

- **GAS**
- 20,000 BTU Tri-Ring Burner
- Extra-large griddle means more cooking with less cookware
- LED backlit knobs



CAFÉ™ 36" Gas Cooktop

CGP95362MS1

- **GAS**
- 20,000 BTU Tri-Ring Burner
- Extra-large griddle means more cooking with less cookware
- LED backlit knobs



FRESH & LIGHT

Matte White

Complement painted or white cabinetry, or brighten up traditional wooden cabinets with these light, fresh white kitchen appliances.



CAFÉ™ ENERGY STAR®
27.7 Cu. Ft. Smart
French-Door Refrigerator
with Hot Water Dispenser

CFE28TP4MW2

- TwinChill evaporator
- Precise Fill Setting
- Hot water dispenser




CAFÉ™ 30" Smart Slide-In,
Front-Control, Gas Range
with Convection Oven

CGS700P4MW2

- **GAS**
- Built-In WiFi, Powered by SmartHQ™ App*
- Personalized Features + Upgrades
- No-Preheat Air Fry



or



CAFÉ™ 1.7 Cu. Ft. Convection
Over-the-Range Microwave Oven

CVM517P4RW2


- Air Fry
- Sensor Cooking Controls
- Steam Cook Button



CAFÉ™ 30" Smart Slide-In,
Front-Control, Radiant
and Convection Range

CES700P4MW2

- **ELECTRIC**
- Built-In WiFi, Powered by SmartHQ™ App*
- Personalized Features + Upgrades
- No-Preheat Air Fry



CAFÉ™ Custom Fit
ENERGY STAR® Stainless
Interior Smart Dishwasher

CDT858P4VW2

- Dual Convection Ultra Dry
- CustomFit Top Rack with Ultra Wash & CustomFit Lid Caddy
- 44 dBA
- Active Flood Protect



Additional Refrigeration Options



CAFÉ™ ENERGY STAR®
22.1 Cu. Ft. Smart Counter-Depth
French-Door Refrigerator
with Hot Water Dispenser

CYE22TP4MW2

- TwinChill evaporator
- Precise Fill Setting
- Hot water dispenser



CAFÉ™ ENERGY STAR®
23.2 Cu. Ft. Smart Counter-Depth
4-Door French-Door Refrigerator
With Dual-Dispense
AutoFill Pitcher

CJE23DP4WW2

- Dual-Dispense AutoFill Pitcher
- Convertible Drawer with Soft Freeze
- Counter Depth Design



or

CAFÉ™ ENERGY STAR®
28.7 Cu. Ft. Smart 4-Door
French-Door Refrigerator
With Dual-Dispense
AutoFill Pitcher

CGE29DP4TW2

- Dual-Dispense AutoFill Pitcher
- Convertible Drawer with Soft Freeze
- LED Light Wall



SLEEK & BOLD
Matte Black

Make a statement in any kitchen, with a finish inspired by the natural, darker tones of wood and stone.



CAFÉ™ ENERGY STAR®
 27.7 Cu. Ft. Smart French-Door Refrigerator with Hot Water Dispenser

CFE28TP3MD1

- Precise Fill Setting
- Hot water dispenser
- TwinChill evaporator



CAFÉ™ 1.7 Cu. Ft. Convection Over-the-Range Microwave Oven

CVM517P3RD1

- Air Fry
- Steam Cook Button
- Chef Connect



CAFÉ™ 30" Smart Slide-In, Front-Control, Gas Range with Convection Oven

CGS700P3MD1


- Built-In WiFi, Powered by SmartHQ™ App*
- Personalized Features + Upgrades
- No-Preheat Air Fry



CAFÉ™ 30" Smart Slide-In, Front-Control, Radiant and Convection Range

CES700P3MD1

- Built-In WiFi, Powered by SmartHQ™ App*
- Personalized Features + Upgrades
- No-Preheat Air Fry



CAFÉ™ Custom Fit ENERGY STAR® Stainless Interior Smart Dishwasher

CDT858P3VD1

- Dual Convection Ultra Dry
- CustomFit Top Rack with Ultra Wash & CustomFit Lid Caddy
- 44 dBA
- Active Flood Protect



Additional Refrigeration Options



CAFÉ™ ENERGY STAR®
 22.1 Cu. Ft. Smart Counter-Depth French-Door Refrigerator with Hot Water Dispenser

CYE22TP3MD1

- Precise Fill Setting
- Hot water dispenser
- Counter-depth design



CAFÉ™ ENERGY STAR®
 23.2 Cu. Ft. Smart Counter-Depth 4-Door French-Door Refrigerator With Dual-Dispense AutoFill Pitcher

CJE23DP3WD1

- Dual-Dispense AutoFill Pitcher
- Convertible Drawer with Soft Freeze
- Counter Depth Design



CAFÉ™ ENERGY STAR®
 28.7 Cu. Ft. Smart 4-Door French-Door Refrigerator With Dual-Dispense AutoFill Pitcher

CGE29DP3TD1

- Dual-Dispense AutoFill Pitcher
- Convertible Drawer with Soft Freeze
- LED Light Wall



FREE-STANDING Pro Package

Upgraded offerings with enhanced capabilities. Expect total convenience and inspired cooking experiences.



CAFÉ™ ENERGY STAR®
22.1 Cu. Ft. Smart Counter-Depth
French-Door Refrigerator
with Hot Water Dispenser

CYE22TP2MS1

- Hot water dispenser
- Counter-depth design
- Wi-Fi connect



Commercial Style Hood

- Built-In WiFi
- 610-CFM range hood blower
- Heat sensor

UVW93042PSS – 30"

UVW93642PSS – 36"



CAFÉ™ 36" Smart
All-Gas Commercial-Style
Range with 6 Burners

CGY366P2TS1

GAS

- 6.2 cu ft. capacity
- Inspirial burner
- 21K BTU Multiple-Ring burner



CAFÉ™ Custom Fit
ENERGY STAR® Stainless
Interior Smart Dishwasher

CDT858P2VS1

- Dual Convection Ultra Dry
- CustomFit Top Rack with Ultra Wash & CustomFit Lid Caddy
- 44 dBA
- Active Flood Protect



Additional Cooking Options



CAFÉ™ 1.7 Cu. Ft.
Convection Over-the-Range
Microwave Oven

CVM517P2RS1

- Air Fry
- Steam cook button
- Chef Connect



CAFÉ™ 30"
Gas Cooktop

CGP70302NS1

- 18,000 BTU burner
- More with less cookware
- LED backlit



CAFÉ™ 36"
Gas Cooktop

CGP70362NS1

- 18,000 BTU burner
- Spend more time cooking and less time cleaning up
- LED backlit



Pro Package



CAFÉ™ 48" Smart Dual-Fuel
Commercial-Style Range
with 6 Burners and Griddle

C2Y486P2TS1

GAS

- Versatile cooktop
- Caterer oven
- Superior heat distribution with industry-exclusive Inspirial burner



MICROWAVES & VENTILATION

Built-In Microwaves



CAFÉ™ Built-In Microwave/Convection Oven

CWB713P2VS1

- 1.7 cu. ft. capacity
- Convection cooking
- Combination Fast Cook setting ▶
- Steam cook ▶



Over-the-Range Microwaves



CAFÉ™ 2.1 Cu. Ft. Smart Over-the-Range Microwave Oven

CVM721M2NS5

- Platinum Glass ▶
- Built-in WiFi powered by SmartHQ™ ▶
- Scan-to-cook technology ▶
- Chef Connect ▶



CAFÉ™ 1.7 Cu. Ft. Convection Over-the-Range Microwave Oven

CVM517P2RS1

- Air Fry ▶
- Steam cook button ▶
- Chef Connect ▶

Smart Countertop Convection Microwaves



CAFÉ™ 1.5 Cu. Ft. Smart Countertop Convection/Microwave Oven

CCWK15C1WSS - Stainless Steel
CCWK15C1WDS - Matte Black
CCWK15C1WWM - Matte White

- Scan-to-Cook Technology ▶
- Built in WiFi ▶
- Built-In Configuration with Optional Trim Kit



Available Trim Kits

CX152P2MSS - 27" - Stainless Steel
CX153P2MSS - 30" - Stainless Steel
CX152P3MDS - 27" - Matte Black
CX153P3MDS - 30" - Matte Black
CX152P4MWM - 27" - Matte White
CX153P4MWM - 30" - Matte White

Hoods



CAFÉ™ 30" Wall-Mount Glass Canopy Chimney Hood

CVW73012MSS

- Dual-halogen cooktop light
- 350-CFM Venting System
- Electronic backlit controls



CAFÉ™ 36" Wall-Mount Glass Canopy Chimney Hood

CVW73612MSS

- Dual-halogen cooktop light
- 350-CFM Venting System
- Electronic backlit controls



GE® 20" Custom Hood Insert With Dimmable LED Lighting

UVC7300SLSS

- 390-CFM blower
- Dual-LED dimmable lighting
- Dishwasher-safe filter



GE® 36" Custom Hood Insert With Dimmable LED Lighting

UVC9360SLSS

- Adjustable 610-CFM blower
- Triple-LED lighting
- Dishwasher-safe filter



GE® Hood Liner
UXHL30 - 30"
UXHL36 - 36"

- Custom appearance and built-in convenience

BUILT-IN COOKING



CAFÉ™ 30" Combination Double Wall Oven With Convection And Advantium® Technology

CTC912P2NS1

- Five-in-one oven
- Speedcook
- True European Convection (lower oven)



CAFÉ™ 36" Built-In Touch Control Induction Cooktop

CHP90361TBB

- Easy Clean Surface with Beveled Edges
- Guided Cooking
- Rapid Boil



REFRIGERATORS



CAFÉ™ 18.6 Cu. Ft. Smart Counter-Depth, French-Door Refrigerator

CWE19SP2NS1

- Fits in a 33" opening
- Counter-depth design
- WiFi optional



CAFÉ™ 21.9 Cu. Ft. Counter-Depth, Side-by-Side Refrigerator

CZS22MP2NS1

- Designed for flush install
- Spillproof shelves
- Humidity controlled drawers



CAFÉ™ 22.3 Cu. Ft. Smart Counter-Depth, 4-Door French-Door Refrigerator

CXE22DP2PS1

- Convertible Drawer with Soft Freeze
- LED Light Wall
- Hands-Free AutoFill



CAFÉ™ 23.1 Cu. Ft. Smart Counter-Depth, French-Door Refrigerator

CWE23SP2MS1

- Counter-depth design
- Internal water dispenser
- Factory-installed icemaker



CAFÉ™ 48" Smart Built-In Side-by-Side Refrigerator with Dispenser

CSB48YP2NS1

- Hands-Free AutoFill
- LED Light Wall
- Climate Controlled Drawers



DISHWASHER



CAFÉ™ ENERGY STAR Smart Single Drawer Dishwasher

CDD220P2WS1

- Drawer Customization
- Single Drawer Dishwasher
- Accommodates Large Dish Loads





**This is
smarter business.**

GE Profile provides homeowners modern design and the latest features in home appliances. Designed for today's smart home, GE Profile provides features that allow you to do more, through remote monitoring, voice activation and technology that takes the guesswork out of cooking and cleaning.

This is the Smarter Innovation you've been looking for. This is smarter business, this is GE Profile.



See the latest from Profile on our social channels.



For the Modern Kitchen Package Options

FREE-STANDING



BASIC



GE Profile™ ENERGY STAR®
27.7 Cu. Ft. French-Door
Refrigerator

PFE28KYNFS*

or

- Hands-Free AutoFill
- Second icemaker option
- Drop-down tray



GE Profile™ ENERGY STAR®
22.1 Cu. Ft. Counter-Depth
French-Door Refrigerator

PYE22KYNFS

- Hands-Free AutoFill
- Full-width, electronic temperature controlled drawer with LED lights
- Second icemaker option



or



or



GE Profile™ 30"
Smart Slide-In
Electric Convection

PSS93YPFS

or

- 12"/9"/6" 3,600-watt Power Boil™
- Two 8" synchronized elements
- Glide touch controls



GE Profile™ 30"
Smart Slide-In Gas

PGS930YPFS

or

- Built-in WiFi powered by SmartHQ™
- No-preheat air fry
- Edge-to-edge cooktop



GE Profile™ ENERGY STAR® 30"
Smart Slide-In
Induction Convection

PHS700AYFS


- Built-in WiFi powered by SmartHQ™
- No-preheat air fry
- EasyWash™ Oven Tray



GE Profile™ 2.1 Cu. Ft.
Over-the-Range Sensor
Microwave Oven

PVM9005SJSS

- Chef Connect
- Bottom control with integrated handle
- Fast Cook
- Convection rack



GE Profile™ ENERGY STAR®
Stainless Interior Dishwasher
with Microban™ Antimicrobial
Technology

PDT715SYVFS

- Dry Boost with Fan Assist
- Deep Clean Silverware Jets
- Bottle Jets
- Third Rack with Removable Silverware Caddy





Profile™

For the Technology Enthusiasts - Built-in Wall Ovens

For the Technology Enthusiasts

BUILT-IN WALL OVENS

BASIC



GE Profile™ ENERGY STAR®
23.2 Cu. Ft. Smart Counter-Depth
Fingerprint Resistant 4-Door
French-Door Refrigerator With
Dual-Dispense AutoFill Pitcher

PJE23BYWFS

- Dual-Dispense with AutoFill Pitcher
- LED Light Wall
- Adjustable Temperature Drawer



GE Profile™ ENERGY STAR®
28.7 Cu. Ft. Smart Fingerprint
Resistant 4-Door French-Door
Refrigerator With Dual-Dispense
AutoFill Pitcher

PGE29BYTFS


- Dual-Dispense with AutoFill Pitcher
- LED Light Wall
- Adjustable Temperature Drawer



**GE Profile™ 30" Built-In Touch
Control Electric Cooktop**

PEP9030STSS

- Power Boil™ on Tri- and Dual-Ring elements
- Precision temperature control
- Guided cooking



**GE Profile™ 36" Built-In
Touch Control Electric Cooktop**

PEP9036STSS

- Power Boil™ on Tri- and Dual-Ring elements
- Precision temperature control
- Guided cooking



**GE Profile™ 30"
Commercial Style Hood**

UVW93042PSS

- 610-CFM venting system
- Four-speed fan control
- Horizontal and vertical exhaust



**GE Profile™ 30" Smart
Built-In Convection
Double Wall Oven**

PTD700SNSS

- No-preheat air fry
- Precision cooking
- Built-in WiFi powered by SmartHQ



**GE Profile™ 30" Smart Built-In
Convection Single Wall Oven**

PTS700SNSS

- No-preheat air fry
- Precision cooking
- Built-in WiFi powered by SmartHQ™



GE Profile™ ENERGY STAR®
Stainless Interior Dishwasher
with Microban™ Antimicrobial
Technology

PDT715SYVFS

- Dry Boost™ with Fan Assist
- Deep Clean Silverware Jets
- Bottle jets
- Third Rack with Removable Silverware Caddy



For the Technology Enthusiasts

BUILT-IN WALL OVENS



SMART HOME



GE Profile™ 22.4 Cu. Ft. Smart Counter-Depth Fingerprint Resistant 4-Door French-Door Refrigerator with Door In Door

PXD22BYPFS

- Counter-depth
- Hands-Free AutoFill
- Adjustable Temperature Drawer
- LED Light Wall
- Door-in-Door



GE Profile™ 30" Smart Built-In Convection Double Wall Oven

PTD7000SNSS

- No-preheat air fry
- Precision cooking
- Built-in WiFi powered by SmartHQ™



GE Profile™ 30" Built-In Touch Control Induction Cooktop

PHP9030STSS

- Digital touch controls
- 11" 3,700-watt Power Boil™ element
- SyncBurners



or



GE Profile™ 36" Built-In Touch Control Induction Cooktop

PHP9036STSS

- Digital touch controls
- 11" 3,700-watt Power Boil™ element
- Sync Burners



GE Profile™ 30" Commercial Style Hood

UVW93042PSS

- 610-CFM venting system
- Four-speed fan control
- Horizontal and vertical exhaust




or



GE Profile™ 36" Commercial Style Hood

UVW93642PSS

- 610-CFM venting system
- Four-speed fan control
- Horizontal and vertical exhaust



GE Profile™ UltraFresh System™ Dishwasher with Microban® Antimicrobial Technology Top Control

PDT755SYVFS

- Deep Clean Washing 3rd Rack
- Twin Turbo Dry Boost™
- Microban™ Antimicrobial Technology
- Active Flood Protect



À LA CARTE OPTIONS



Profile™

À la Carte Options

REFRIGERATORS



GE Profile™ 23.1 Cu. Ft. Smart Refrigerator

PWE23KYNFS

- Internal water dispenser
- Factory-installed icemaker
- Optional WiFi Connect
- Full-width, electronic temperature-controlled drawer with LED lights
- TwinChill evaporators




GE Profile™ ENERGY STAR® 25.3 Cu. Ft. Side-by-Side Refrigerator

PSE25KYHFS

- Showcase LED lighting
- Turbo Cool setting
- Quick Ice setting




DISHWASHERS



GE Profile™ UltraFresh System™ Dishwasher with Stainless Steel Interior

PDP755SYVFS

- Pocket Handle
- Deep Clean Washing 3rd Rack
- Twin Turbo Dry Boost™
- Microban™ Antimicrobial Technology
- Active Flood Protect



GE Profile™ UltraFresh System™ Dishwasher with Stainless Steel Interior

PDT755SYVFS

- Top Control
- Deep Clean Washing 3rd Rack
- Twin Turbo Dry Boost™
- Microban™ Antimicrobial Technology
- Active Flood Protect



GE Profile™ Dishwasher Double Drawer

PDD415PYYFS

- Double Drawer
- Combined Capacity for up to 14 Place Settings
- Microban™ Antimicrobial Technology
- Active Flood Protect



MICROWAVES



GE Profile™ 2.2 Cu. Ft. Built-In Sensor Microwave Oven

PCWK22U1WDD


- Dark grey microwave with stainless trim kit
- Glass touch controls
- 2.2 cu. ft. capacity
- Sensor cooking controls



Available Trim Kits

JX7227SLSS – 27"
JX7230SLSS – 30"

- Required for built-in microwaves
- Order separately



GE Profile™ 1.7 Cu. Ft. Convection Over-the-Range Microwave Oven

PVM9179SRSS

- Air Fry
- Sensor cooking controls
- Chef Connect



À LA CARTE OPTIONS

VENTILATION



GE Profile™ 30"/36" Smart Designer Wall-Mount Perimeter Venting

UVW9301SLSS - 30"

UVW9361SLSS - 36"

- Perimeter venting
- LED backlit glass touch control
- Included duct cover reaches up to 10 ft.




GE Profile™ 30"/36" Wall-Mount Chimney Hood

UVW7301SWSS - 30"

UVW7361SWSS - 36"

- 420-CFM venting system
- Push-button controls
- Variable-speed fan control

Built-In Cooking



GE Profile™ 30" Built-In Gas Cooktop with 5 Burners

PGP7030SLSS

- 18,000 BTU Power Boil burner
- Precise Simmer Burner
- Dishwasher-Safe Grates



GE Profile™ 30" Built-In Tri-Ring Gas Cooktop with 5 Burners and Included Extra-Large Integrated Griddle

PGP9030SLSS

- 18,000 BTU Power Boil Tri Ring Burner
- Precise Simmer Burner
- Dishwasher-Safe Grates

or



GE Profile™ 36" Built-In Gas Cooktop with 5 Burners

PGP7036SLSS

- 18,000 BTU Power Boil burner
- Precise Simmer Burner
- Dishwasher-Safe Grates



GE Profile™ 36" Built-In Tri-Ring Gas Cooktop with 5 Burners and Included Extra-Large Integrated Griddle

PGP9036SLSS

- 18,000 BTU Power Boil Tri-Ring Burner
- Precise Simmer Burner
- Dishwasher-Safe Grates



GE® 20" Custom Hood Insert With Dimmable LED Lighting

UVC7300SLSS

- 390-CFM blower
- Dual-LED dimmable lighting
- Dishwasher-safe filter



GE® 36" Custom Hood Insert With Dimmable LED Lighting

UVC9360SLSS

- Adjustable 610-CFM blower
- Triple-LED lighting
- Dishwasher-safe filter



GE® Hood Liner

- Custom appearance and built-in convenience

UXHL30 - 30"
UXHL36 - 36"




 Profile™

LAUNDRY PACKAGE



Space-Saving, Time-Saving Technology

ULTRAFast COMBO



Easy Installation

Plugs into standard 120v outlet and no need for a dry exhaust vent.



Complete Cycle in 2 Hours*

Wash + dry a large load of laundry in about 2 hours* without the hassle of transferring clothes between two machines.



Greater Energy Savings

50% more energy efficient drying** with Ventless Heat Pump.



GE Profile™ ENERGY STAR®
4.8 cu. ft. Capacity UltraFast Combo
with Ventless Inverter Heat Pump
Technology Washer/Dryer

PFQ97HSPVDS

- Premium Aesthetics (Carbon Graphite with Chrome Accents)
- Adaptive SmartDispense (Detergent & Softner)
- Pet Hair Mode
- Downloaded Cycles
- Wash Complete Alert
- More Water
- Larger capacity
- Available in Jade Green and Sapphire Blue in November 2025



GE Profile™ ENERGY STAR®
4.6 cu. ft. Capacity UltraFast
Combo with Ventless Inverter
Heat Pump Technology
Washer/Dryer

PFQ83HSSWWW

- Steam (Wash & Dry cycle)
- 2-in-1 Washer/Dryer
- Fast Airflow Drying System
- Easy Installation, 120V and no dryer vent



*Based on completing the Normal Wash + Dry cycle with Eco Dry using a 10-lb. DOE or Mixed Load in about 2 hours. See Use & Care.

**Efficiency rating as compared to the requirements for ENERGY STAR qualification for standard electric dryers.

À LA CARTE OPTIONS

LAUNDRY

BRONZE



GE Profile™ 5.0 Cu. Ft. Capacity Washer with Smarter Wash Technology and FlexDispense™ – Wash Mechanism: Infusor

PTW600BSRWS

- Smarter Wash Technology ▶
- Microban® Antimicrobial Technology ▶
- Smart FlexDispense™ ▶



GE Profile™ 4.9 Cu. Ft. Capacity Washer with Smarter Wash Technology and FlexDispense™ – Wash Mechanism: Single Action Agitator

PTW605BSRWS

- Smarter Wash Technology ▶
- Microban® Antimicrobial Technology ▶
- Smart FlexDispense™ ▶



GE Profile™ 7.4 Cu. Ft. Capacity Dryer with Washer Link, Wrinkle Care and Sensor Dry Wash Mechanism: Single Action Agitator

PTD60EBSRWS - ELECTRIC

PTD60GBSRWS - GAS

- Sensor Dry
- Sanitize Cycle
- 120 ft. venting



SILVER



GE Profile™ ENERGY STAR® 5.4 cu. ft. Capacity Washer with Smarter Wash Technology and FlexDispense™

PTW700BPTDG

- Smart Wash & Smart Rinse
- Enhanced Smarter Wash Technology
- Power Pre-Wash
- Microban® Antimicrobial Technology ▶



GE Profile™ ENERGY STAR® 7.4 cu. ft. Capacity Smart Aluminized Alloy Drum Electric/Gas Dryer with Sanitize Cycle and Sensor Dry

PTD70EBPTDG - ELECTRIC

PTD70GBPTDG - GAS

- Fabric Refresh ▶
- Steam
- Tangle Control ▶



GOLD



GE Profile™ ENERGY STAR® 5.4 cu. ft. Capacity Washer with Smarter Wash Technology and Adaptive SmartDispense

PTW800BPWRS

- Adaptive SmartDispense™
- Voice Assistant through SmartHQ App
- Microban® Antimicrobial Technology



GE Profile™ ENERGY STAR® 5.3 cu. ft. Capacity Washer with Smarter Wash Technology and Adaptive SmartDispense

PTW805BPWRS

- Adaptive SmartDispense™
- Voice Assistant through SmartHQ App
- Microban® Antimicrobial Technology



GE Profile™ ENERGY STAR® 7.3 cu. ft. Capacity Smart Electric/Gas Dryer with Steam and Washer Link

PTD80EBPTRS - ELECTRIC

PTD80GBPTRS - GAS

- Steam
- Free dryer rack when connect to SmartHQ



À LA CARTE OPTIONS

LAUNDRY

SILVER



GE® 5.0 Cu. Ft. Capacity Smart Front Load ENERGY STAR® Washer with UltraFresh™ Vent System+ with OdorBlock™

PFW870SPVRS

- SmartDispense™ Technology
- UltraFresh Vent System+ With OdorBlock™
- More Energy Efficient
- Tier 2 Certified



GE® 7.8 Cu. Ft. Capacity Smart Front Load Dryer with Steam and Sanitize Cycle

PFD87ESPVRS - ELECTRIC

PFD87GSPVRS - GAS

- Convenient 4-Way Venting
- Washer Link
- Steam Cycle



GOLD



GE Profile 5.5 cu.ft. Capacity Smart Front Load ENERGY STAR Steam

PFW955SPWGN

- Washer with UltraFresh Vent System Plus and Smart Wash + Rinse
- UltraFresh Vent System+
- Microban® Antimicrobial Technology
- AI Smart Wash + Rinse



GE Profile 7.8 cu.ft. Capacity Smart Front Load Electric Dryer with Steam and Sanitize Cycle

PFD95ESPWGN - ELECTRIC

PFD95GSPWGN - GAS

- Steam Sanitize
- Washer Link
- Smart AI (Settings)



ACCESSORIES



GE® LAUNDRY
7" RIGHTEIGHT™ RISER

GFR0728PNRS - Sapphire Blue
GFR0728PWGN - Jade Green



GE® FRONT LOAD
WASHER/DRYER PEDESTALS

GFP1528PNRS - Sapphire Blue
GFP1528PWGN - Jade Green



#1 Most Reliable Appliance Brand
in the J.D. Power 2025 U.S. Appliance Reliability & Service Study.



GE APPLIANCES

Dependable Appliances Built for Modern Life

GE Appliances offers kitchens that perfectly complement modern finishes, materials and colors. Backed by more than 100 years of purposeful innovations, owners can expect style, lasting quality and features that improve their everyday lives.



See the latest from GE Appliances on our social channels.

GE Appliances received the highest number of awards in the J.D. Power 2025 U.S. Appliance Reliability and Service Study, based on 1-3-year-old models. Newer models may be shown. Visit [jdpower.com/awards](https://www.jdpower.com/awards) for more details.

BASE HOME PACKAGE

FREE-STANDING



#1 Most Reliable Kitchen Brand
in the J.D. Power 2025 U.S. Appliance Reliability & Service Study.



GE® 25.3 Cu. Ft. Side-by-Side Refrigerator

GSS25GYPFS

- LED lighting
- Edge-to-edge shelves
- Fingerprint Resistant

New Model Coming Soon!



GE® 1.5 Cu. Ft. Over-the-Range Microwave Oven

JVM3162RJSS

- 950 watts (IEC-705 test procedure)
- Convenience cooking controls
- Auto and time defrost



GE® 30" Free-Standing Range

JGBS60REKSS

GAS

- 13,000-BTU burner
- Precise Simmer burner
- Black matte steel grates

or



GE® 30" Free-Standing Range

GRF400SVSS

ELECTRIC

- 9"/6" Power Boil burner
- Steam Clean
- 5.3 cu. ft.



GE® Dishwasher with Front Controls

GDF510PSRSS*

- Dry Boost™
- Active Flood Protect
- Piranha hard-food disposer
- Reliable performance



Additional Cooking Options



GE® 30" Free-Standing Range

GGF400PVSS

GAS

- 4 burner cooktop edge-to-edge cooktop
- 15,000 BTU Power Boil™ burner
- Precise Simmer burner



GE® 30" Free-Standing Range

GRF500PVSS

ELECTRIC

- One 9"/6" and One 9" Power Boil™ elements
- Warming Zone
- Express Preheat
- Crisp Mode



GE® 36" Built-In Cooktop

JGP3036SLSS

GAS

- 15,000-BTU Power Boil™ burner
- Precise Simmer burner
- Sealed cooktop burners
- MAX burner system



GE Appliances received the highest number of awards in the J.D. Power 2025 U.S. Appliance Reliability and Service Study, based on 1-3-year-old models. Newer models may be shown. Visit jdpower.com/awards for more details.

*SmartHQ™ Connect Module is required and sold separately. It is available for order on geappliances.com, part number PBX23W00Y0.

BASE HOME PACKAGE

BUILT-IN



#1 Most Reliable Kitchen Brand

in the J.D. Power 2025 U.S. Appliance Reliability & Service Study.



GE® 25.3 Cu. Ft. Side-by-Side Refrigerator

GSS25GYPFS

- LED lighting
- Edge-to-edge shelves
- Clear door shelves
- Fingerprint Resistant

New Model Coming Soon!



GE® 30" Smart Built-in Single Wall Oven

JTS3000SNSS

- Never-Scrub, heavy-duty racks
- Self-clean oven with optional Steam Clean
- Built-in WiFi powered by SmartHQ™



GE® Dishwasher with Front Controls

GDF510PSRSS*

- Dry Boost™
- Reliable Performance
- Piranha™ hard-food disposer



GE® 30" Under-the-Cabinet Hood

JVX3300SJSS

- 10-minute installation
- Convertible venting options
- Cooktop lighting




GE® 30" Built-in Knob Control Cooktop

JP3030SWSS

ELECTRIC

- Melt setting
- Power Boil™ elements
- Hot surface indicator lights
- Cooktop "On" indicator light



GE® 30" Built-In Cooktop

JGP3030SLSS

GAS

- 15,000-BTU Power Boil™ burner
- Precise Simmer burner
- Sealed cooktop burners
- MAX burner system



Additional Cooking Options



GE® 36" Built-In Cooktop

JGP3036SLSS

GAS

- 15,000-BTU Power Boil™ burner
- Precise Simmer burner
- Sealed cooktop burners
- MAX burner system



GE® 36" Built-in Knob Control Cooktop

JP3036SLSS

ELECTRIC

- Melt setting
- Hot surface indicator lights
- Cooktop "On" indicator light
- Power Boil™ element



GE® 36" Under-the-Cabinet Hood

JVX5360SJSS

- 10-minute installation
- Convertible venting options
- Four-speed with boost, 310-CFM venting system



GE® 30" Smart Built-In Double Wall Oven

JTD3000SNSS

- Never-Scrub, heavy-duty racks
- Self-clean oven with optional Steam Clean (both)
- Built-in WiFi powered by SmartHQ™



GE Appliances received the highest number of awards in the J.D. Power 2025 U.S. Appliance Reliability and Service Study, based on 1-3-year-old models. Newer models may be shown. Visit jdpower.com/awards for more details.

*SmartHQ™ Connect Module is required and sold separately. It is available for order on geappliances.com, part number PBX23W00Y0.

FOR THE FAMILY PACKAGE

FREE-STANDING



#1 Most Reliable Kitchen Brand
in the J.D. Power 2025 U.S. Appliance Reliability & Service Study.



FOR THE FAMILY PACKAGE Free-Standing



GE® ENERGY STAR® 25.6 Cu. Ft. French-Door Refrigerator

GFE26JYMFS*

- Fingerprint-resistant Stainless
- External controls with temperature set display, child lock and door alarm
- 2 humidity-controlled drawers and full-width drawer



GE® 1.7 Cu. Ft. Over-the-Range Sensor Microwave Oven

JVM6175SKSS

- Weight and time defrost
- 1,000 watts (IEC-705 test procedure)
- Two-speed, 300-CFM venting system
- Charcoal filter installation



GE® 30" Slide-In Front Control Gas Range

GG5500SVSS

GAS

- Express Preheat
- 5 Burner Edge-to-Edge Cooktop & Extra-Large Integrated Griddle
- Crisp Mode
- Steam Clean

or



GE® 30" Slide-In Electric Range

GRS500PVSS

ELECTRIC

- One 9" and One 9" Power Boil Elements
- Warming Zone
- Express Preheat
- Self & Steam Clean
- Crisp Mode



GE® Top Control with Plastic Interior Dishwasher

GDT535PSRSS*

- Dry Boost™
- Steam+Sani
- Reliable Performance



Counter-Depth Refrigerator



GE® ENERGY STAR® 22.1 Cu. Ft. Counter-Depth French-Door Refrigerator

GYE22GYNFS*

- Counter-depth design
- Space-saving icemaker
- Second icemaker option
- TwinChill evaporators



GE Appliances received the highest number of awards in the J.D. Power 2025 U.S. Appliance Reliability and Service Study, based on 1-3-year-old models. Newer models may be shown. Visit jdpower.com/awards for more details.

*SmarthQ™ Connect Module is required and sold separately. It is available for order on geappliances.com, part number PBX23W00Y0.

FOR THE FAMILY PACKAGE

BUILT-IN



#1 Most Reliable Kitchen Brand
in the J.D. Power 2025 U.S. Appliance Reliability & Service Study.



**GE® ENERGY STAR®
20.6 Cu. Ft. Fingerprint
Resistant Counter-Depth
French-Door Refrigerator**


GYE21JYMFS

- Fit 36" openings
- Fingerprint Resistant
- External Ice & Water dispenser with temperature display
- Space saving in-door icemaker
- LED lighting



**GE® 30" Smart
Built-In Convection
Double Wall Oven**
JTD5000SVSS

- True European Convection
- Anywhere control with remote notifications
- Never-Scrub, heavy-duty, smooth-glide racks
- No-Preheat Airfry



**GE® Top Control with
Plastic Interior Dishwasher**
GDT535PSRSS*

- Dry Boost™
- Steam+Sani
- Reliable Performance



**GE® 30" Wall-Mount
Pyramid Chimney Hood**
JVW5301SJSS

- 350-CFM venting system with boost
- Electronic backlit controls
- Dual-halogen cooktop lighting
- Vent hood installation



**GE® 30" Knob
Control Cooktop**
JP3030SWSS

ELECTRIC

- Melt setting
- Power Boil™ elements
- Hot surface indicator lights
- Cooktop "On" indicator light



Additional Options



**GE® ENERGY STAR®
25.6 Cu. Ft.
Fingerprint Resistant
Counter-Depth
French-Door
Refrigerator**
GFE26JYMF5*

- Fingerprint-resistant Stainless
- External controls with temperature set display, child lock and door alarm
- 2 humidity-controlled drawers and full-width drawer



**GE® 30" Smart
Built-In Convection
Single Wall Oven**
JTS5000SVSS

- True European Convection
- Anywhere control with remote notifications
- Never-Scrub, heavy-duty, smooth-glide racks
- No-Preheat Airfry



**GE® 36" Built-in Knob
Control Cooktop**
JP3036SLSS

- ELECTRIC**
- Melt setting
 - Power Boil™ element
 - Hot surface indicator lights
 - Cooktop "On" indicator light



**GE® 36" Wall-Mount
Pyramid Chimney Hood**
JVW5361SJSS

- 350-CFM venting system with boost
- Electronic backlit controls
- Dual-halogen cooktop lighting



**GE® 30" or 36" ENERGY STAR®
Under-the-Cabinet Hood**

JVX5300SJSS

JVX5305SJSS



- Four-speed with boost, 310-CFM venting system
- Dual-halogen lighting with night light (bulbs included)
- Optional remote control for ADA installation (UXRC70)

GE Appliances received the highest number of awards in the J.D. Power 2025 U.S. Appliance Reliability and Service Study, based on 1-3-year-old models. Newer models may be shown. Visit jdpower.com/awards for more details.

*SmartHQ™ Connect Module is required and sold separately. It is available for order on geappliances.com, part number PBX23W00Y0.

SLATE FOR THE FAMILY PACKAGE

FREE-STANDING



#1 Most Reliable Kitchen Brand
in the J.D. Power 2025 U.S. Appliance Reliability & Service Study.



SLATE FOR THE FAMILY PACKAGE Free-Standing

BETTER



**GE® ENERGY STAR®
25.6 Cu. Ft. Smart Refrigerator**

GFE26JMES

- Fits 36" opening
- Space-saving icemaker & LED lighting
- External controls with temperature set display, child lock and door alarm
- Spillproof shelves



GE® 30" Free-Standing Range

JGBS66EEKS

GAS

- Edge-to-edge cooktop
- Extra-Large Integrated Griddle
- 15,000-BTU Power Boil™ burner

or



GE® 30" Free-Standing Electric Range

GRF500PVES

ELECTRIC

- One 9"/6" and One 9" Power Boil Elements
- Warming Zone
- Express Preheat
- Crisp Mode



GE® 1.7 Cu. Ft. Over-the-Range Sensor Microwave Oven

JVM6175EKES

- Weight and time defrost
- 1,000 watts (IEC-705 test procedure)
- Two-speed, 300-CFM venting system
- Charcoal filter installation



GE® Top Control with Plastic Interior Dishwasher

GDF550PMRES*

- Dry Boost™
- AutoSense Cycle
- Manual + adjustable Upper Rack



GOOD




**GE® ENERGY STAR®
25.3 Cu. Ft. Side-by-Side Refrigerator**

GSS25GMPES

- LED lighting
- Edge-to-edge shelves
- Clear door shelves



New Model Coming Soon!



GE® Front Control with Plastic Interior Dishwasher

GDF550PMRES*

- Dry Boost™
- AutoSense Cycle
- Manual + adjustable Upper Rack



GE® 1.7 Cu. Ft. Over-the-Range Sensor Microwave Oven

JVM6175EKES

- Weight and time defrost
- 1,000 watts (IEC-705 test procedure)
- Two-speed, 300-CFM venting system
- Charcoal filter installation



GE® 30" Free-Standing Range

JGBS66EEKS

GAS

- Edge-to-edge cooktop
- Extra-Large Integrated Griddle
- 15,000-BTU Power Boil™ burner

or



GE® 30" Free-Standing Electric Range

GRF500PVES

ELECTRIC

- One 9"/6" and One 9" Power Boil Elements
- Warming Zone
- Express Preheat
- Crisp Mode



GE Appliances received the highest number of awards in the J.D. Power 2025 U.S. Appliance Reliability and Service Study, based on 1-3-year-old models. Newer models may be shown. Visit jdpower.com/awards for more details.

*SmarthQ™ Connect Module is required and sold separately. It is available for order on geappliances.com, part number PBX23W00YO.

HIGH-PERFORMANCE PACKAGE

FREE-STANDING



#1 Most Reliable Kitchen Brand
in the J.D. Power 2025 U.S. Appliance Reliability & Service Study.



GE® ENERGY STAR® 25.6 Cu. Ft. French-Door Refrigerator

GFE26JYMFS

- Fingerprint Resistant
- Space-saving icemaker
- 2 humidity-controlled drawers and full-width drawer with LED light



GE® Top Control Dishwasher with Stainless Steel Interior and Sanitize Cycle

GDT670SYVFS*

- Dry Boost™ Technology
- Third Rack with Removable Silverware Caddy
- Deep Clean Silverware Jets



GE® ENERGY STAR® 27.7 Cu. Ft. French-Door Refrigerator

GFE28GYNFS

- TwinChill evaporators
- Fingerprint Resistant
- 2 humidity-controlled drawers and full-width drawer with LED light



GE® 30" Slide-In Convection Range

GGG600AVFS

GAS

- 2 PowerBoil burners, 15,000 BTU & 18,000 BTU
- EasyWash™ Oven Tray
- Dual Power Broil & No-preheat air fry
- Convection



or

GRS600AVFS



ELECTRIC

- One 9"/6" and One 12"/9" Power Boil Elements
- EasyWash™ Oven Tray
- No-preheat air fry
- Hidden bake
- Built-In WiFi powered by SmartHQ



GE® 1.7 Cu. Ft. Over-the-Range Sensor Microwave Oven

JVM7195SKSS

- 1,000 watts (IEC-705 test procedure)
- Weight and time defrost
- Four-speed, 400-CFM venting system

GE Appliances received the highest number of awards in the J.D. Power 2025 U.S. Appliance Reliability and Service Study, based on 1-3-year-old models. Newer models may be shown. Visit jdpower.com/awards for more details.

*SmartHQ™ Connect Module is required and sold separately. It is available for order on geappliances.com, part number PBX23W00Y0.

À la Carte Options

FREE-STANDING RANGES



GE® 30" Self-Clean Range

JB256

ELECTRIC

- 5.0 cu. ft. oven capacity
- Self-clean oven
- Sensi-Temp Technology



Stainless - JB256RTSS
White - JB256DMWW
Black - JB256DMBB



#1 Most Reliable Appliance Brand

for Cooking Appliances



Free-Standing Gas Convection Range

GGF600AVSS

GAS

- 2 PowerBoil™ burners 15,000-BTU
- EasyWash™ Oven Tray
- No-preheat air fry
- Dual Power Broil



GE® 30" Slide-In Front-Control Gas Range with Crisp Mode

GG5500PVSS

GAS

- Crisp Mode
- Express Preheat
- Extra Large Integrated Griddle



GE® 30" Free Standing Range

JGBS66REKSS

GAS

- Edge-to-edge cooktop
- Extra-Large Integrated Griddle
- 15,000 BTU Power Boil™ burner
- Center oval burner



Free-Standing Electric Convection Range

GRF600AVSS

ELECTRIC

- One 9"/6" and One 12"/9" Power Boil burner
- EasyWash™ Oven Tray
- No-preheat air fry



MICROWAVES & VENTILATION



GE® 1.6 Cu. Ft. Capacity Oven

JNM3163RJSS

- 950 watts (IEC-705 test procedure)
- Convenience cooking controls
- Auto and time defrost



GE® 1.6 Cu. Ft. Capacity Oven

JVM3160RFSS

- 1,000 watts (IEC-705 test procedure)
- Convenience cooking controls
- Auto and time defrost
- Two-speed, 300-CFM venting system
- Charcoal filter installation



GE® 1.7 Cu. Ft. Capacity Oven

JVM6172SKSS

- 1,000 watts (IEC-705 test procedure)
- Weight and time defrost
- Two-speed, 300-CFM venting system



GE® 1.9 Cu. Ft. Capacity Sensor Oven

JVM7195SKSS

- 1,000 watts (IEC-705 test procedure)
- Weight and time defrost
- Four-speed, 400-CFM venting system
- Easy-clean interior with Steam Clean



GE® 1.9 Cu. Ft. Over-the-Range Sensor Microwave Oven

JVM7195RWSS

- 1,000 watts (IEC-705 test procedure)
- Weight and time defrost
- Four-speed, 400-CFM venting system
- Easy-clean interior with Steam Clean
- Black Accents



GE® 20" Custom Hood Insert With Dimmable LED Lighting

UVC7300SLSS

- 390-CFM blower
- Dual-LED dimmable lighting
- Dishwasher-safe filter



GE® 36" Custom Hood Insert With Dimmable LED Lighting

UVC9360SLSS

- Adjustable 610-CFM blower
- Triple-LED lighting
- Dishwasher-safe filter



GE® Hood Liner

- Custom appearance and built-in convenience

UXHL30 - 30"
UXHL36 - 36"

GE Appliances received the fewest reported problems in its segment in the J.D. Power 2025 U.S. Appliance Reliability and Service Study, based on 1-3-year-old models. Newer models may be shown. For J.D. Power 2025 award information, visit jdpower.com/awards.

À la Carte Options

REFRIGERATORS & FREEZERS

French-Door Refrigerators



#1 Most Reliable Appliance Brand
for French Door Refrigerators



GE® 18.6 Cu. Ft. Smart Counter-Depth Refrigerator

GWE19JYLF

- Fits 33" openings
- Fingerprint Resistant
- Factory-installed icemaker with water filtration system
- LED lighting



GE® 20.8 Cu. Ft. Smart Refrigerator with Door Alarm

GNE21FYKFS*

- Fits 30" openings
- LED lighting
- 2 humidity-controlled drawers and 1 full-width, adjustable temperature drawer
- Factory-installed icemaker



GE® ENERGY STAR® 22.1 Cu. Ft. Counter-Depth French-Door Refrigerator

GYE22GYNFS*

- Counter-depth design
- Space-saving icemaker
- Second icemaker option
- TwinChill evaporators



GE® ENERGY STAR® 21.9 Cu. Ft. Fingerprint Resistant Counter-Depth French-Door Refrigerator

GWE22JYMFS

- Fits 36" openings
- Fingerprint Resistant
- Factory-installed icemaker with water filtration system
- LED lighting



GE® 24.7 Cu. Ft. Smart Refrigerator

GNE25JYKFS

- Fits 33" openings
- Fingerprint Resistant
- Internal water dispenser
- LED lighting
- Factory-installed icemaker



Side-by-Side Refrigerators



GE® 23.0 Cu. Ft. Refrigerator

GSE23GYPFS

- 33" wide refrigerator
- Fingerprint Resistant
- LED lighting
- Edge-to-edge shelves
- Clear door shelves



GE® 25.3 Cu. Ft. Refrigerator

GSE25GYPFS

- 36" wide refrigerator
- Fingerprint Resistant
- Edge-to-edge shelves
- Clear door shelves
- Interior storage drawers



GE® 21.9 Cu. Ft. Counter-Depth Refrigerator

GZS22DSJSS

- 36" wide refrigerator
- Counter-depth design
- LED lighting
- Integrated shelf support system
- Adjustable slide-out, spillproof glass shelves
- Adjustable clear door bins

New Model Coming Soon!



#1 Most Reliable Appliance Brand
for Side-by-Side Refrigerators

Bottom Freezer



GE® ENERGY STAR® 17.7 Cu. Ft. Counter-Depth Bottom-Freezer Refrigerator

GBE17HYRFS

- Fits 32" Openings
- Narrow Width
- Counter Depth
- Recessed Handles



GE Appliances received the fewest reported problems in its segment in the J.D. Power 2025 U.S. Appliance Reliability and Service Study, based on 1-3-year-old models. Newer models may be shown. For J.D. Power 2025 award information, visit jdpower.com/awards.

*SmartHQ™ Connect Module is required and sold separately. It is available for order on geappliances.com, part number PBX23W00Y0.



À la Carte Options

REFRIGERATORS & FREEZERS

Top Freezer Refrigerators



#1 Most Reliable Appliance Brand
for Top Freezer Refrigerators



À LA CARTE OPTIONS Refrigerators & Freezers



Voted #1

GE® 16.6 Cu. Ft. Refrigerator

GTE17DT

GTE17GS

- Fits 28" openings
- #1 in Quality and Dependability*
- LED lighting
- Adjustable wire shelves (D models)
- Glass shelves (G model)
- Upfront temperature controls



GTE17DTNRBB - Black
GTE17DTNRWW - White
GTE17GSNRSS - Stainless



Voted #1

GE® 17.5 Cu. Ft. Refrigerator

GIE18GSNRSS

- Fits 28" openings
- #1 in Quality and Dependability*
- LED lighting
- Edge-to-edge glass shelves
- Sliding deli drawer
- Factory Installed Icemaker



GE® 17.5 Cu. Ft. Refrigerator

GTE18DT

GTE18GS

- Fits 28" openings
- LED lighting
- Adjustable wire shelves
- Sliding deli drawer
- #1 in Quality and Dependability



GTE18DTNRBB - Black
GTE18DTNRWW - White
GTE18GSNRSS - Stainless



Voted #1

GE® 19.2 Cu. Ft. Refrigerator

GIE19JSNRSS

- Fits 30" openings
- #1 in Quality and Dependability*
- Premium inner door
- LED lighting
- Edge-to-edge glass shelves
- Factory Installed Icemaker



GE® ENERGY STAR® 21.9 Cu. Ft. Top-Freezer Refrigerator

GTE22JSNRSS
GTE22JTNRBB

- LED lighting
- Edge-to-edge glass shelves
- Sliding Deli Drawer
- Fits 33" openings
- #1 in Quality and Dependability



Voted #1

GE® ENERGY STAR® 21.9 Cu. Ft. Top-Freezer Refrigerator

GIE22JSNRSS
GIE22JTNRBB
GIE22JTNRWW

- Fits 33" openings
- #1 in Quality and Dependability
- Factory Installed Icemaker
- LED lighting
- Edge-to-edge glass shelves
- Sliding Deli Drawer



GE Appliances received the fewest reported problems in its segment in the J.D. Power 2025 U.S. Appliance Reliability and Service Study, based on 1-3-year-old models. Newer models may be shown. For J.D. Power 2025 award information, visit jdpower.com/awards. *Among 16-22 cu. ft. refrigerators based on an independent study of property maintenance personnel. Source: The Stevenson Company, 2020—Market research company with over 20 years of experience in the appliance industry.

À la Carte Options

DISHWASHERS


Built-In Hidden Controls



#1 Most Reliable Appliance Brand

in the J.D. Power 2025 U.S. Appliance Reliability & Service Study.

Outstanding Customer Satisfaction with **Dishwasher Reliability**



GE® Top Control with Plastic Interior Smart Dishwasher with Sanitize Cycle & Dry Boost™

GDT635HSRSS

- Built-in WiFi powered by SmartHQ™
- Dry Boost™
- Bottle Jets
- Active Flood Protect
- Smooth Touch Controls
- 50 dBA



GE® Top Control with Stainless Steel Interior Smart Dishwasher with Sanitize Cycle & Dry Boost™

GDT670SYVFS*

- Dry Boost™
- Steam+Sani
- Active Flood Protect
- Piranha™ hard-food disposer
- Cabinet-depth flush install
- WiFi optional*
- Reliable Performance
- 46 dBA



Stainless - GDT535PSRSS
White - GDT535PGRWW
Black - GDT535PGRBB


GE® ENERGY STAR® Top Control with Plastic Interior Dishwasher with Sanitize Cycle & Dry Boost™

GDT535P*

- Dry Boost™
- Steam+Sani
- Active Flood Protect
- Piranha™ hard-food disposer
- Cabinet-depth flush install
- WiFi optional*
- Reliable Performance
- 55 dBA



Built-In Front Controls




Stainless - GDF510PSRSS
White - GDF510PGRWW
Black - GDF510PGRBB
Stainless - GDF511PSRSS (with power cord)
White - GDF511PGRWW (with power cord)
Black - GDF511PGRBB (with power cord)

GE® ENERGY STAR® Dishwasher with Front Controls

GDF510P*

GDF511*

- Dry Boost™
- Active Flood Protect
- Piranha™ hard-food disposer
- WiFi optional*
- Reliable Performance



GE® Dishwasher with Front Controls

GDF450PSRSS*

- Heavy Wash with Dry Boost™
- Normal Wash with Heated Dry
- Active Flood Protect
- Piranha™ hard-food disposer
- Cabinet-depth flush install
- Built-up-floor capable
- WiFi optional*
- Reliable Performance



GE ADA Compliant Dishwashers



GE® ENERGY STAR® ADA Compliant Stainless Steel Interior Dishwasher with Sanitize Cycle

GDT226SSLSS*

- ADA compliant with low-profile installation
- 3-level wash
- AutoSense Cycle
- Bottle Jets
- Piranha™ hard-food disposer with removable filter
- Sanitize option (NSF 184 Certified)
- WiFi optional*
- 51 dBA



GE® ENERGY STAR® ADA Compliant Stainless Steel Interior Dishwasher with Sanitize Cycle

GDT225SSLSS*

- ADA compliant with low-profile installation
- 3-level wash
- AutoSense Cycle
- Bottle Jets
- Piranha™ hard-food disposer with removable filter
- Sanitize option (NSF 184 Certified)
- WiFi optional*
- 51 dBA



GE Appliances received the fewest reported problems in its segment in the J.D. Power 2025 U.S. Appliance Reliability and Service Study, based on 1-3-year-old models. Newer models may be shown. GE ranked #1 across nearly all segments, and tied for 2nd in Dishwasher. Visit jdpower.com/awards for more details.

*SmartHQ™ Connect Module is required and sold separately. It is available for order on geappliances.com, part number PBX23W00Y0.



FIND THE RIGHT DISPOSALL™ FOR YOU

The Original Since 1935.

Universal 3-Bolt Install



Features

Quiet Package	Standard	Standard	QuietPower II	QuietPower III
Household Type	1-2 People RARELY COOK	2-4 People RARELY COOK	2-4 People COOK DAILY	4+ People COOK DAILY
Good For Grinding	Fruit peels, cooked pasta or rice, cereal	Beans, seeds, potato peels, cooked meat	Vegetable peels, small bones, fruit pits	Cooked or raw meat, fruit pits, small bones
Limited Warranty	1 YEAR	2 YEAR	5 YEAR	7 YEAR

Compatible with existing InSinkErator 3-bolt mount to easily swap out the disposers

Additional Information



Our advanced DC motor technology powers through the toughest foods without jamming or clogging. No "jam-buster wrench" needed!



Drain Boost technology uses an angled fin to forcefully direct water, preventing jamming and effortlessly draining food waste.



This powerful garbage disposal spins at a high speeds giving the toughest foods an ultra fine grind, protecting your plumbing for years to come.



This septic safe food disposal works with properly maintained septic systems. Additional accessories are not needed.

FIND THE RIGHT DISPOSALL™ FOR YOU

The Original Since 1935.

EZ Mount Install

Horsepower & Speed



GFC320N Non-Corded | **GFC325N** Corded

1/3 HP
2,300 RPM



GFC520N Non-Corded | **GFC525N** Corded

1/2 HP
2,600 RPM



GFC720N Non-Corded

3/4 HP
2,700 RPM



GFC1020N Non-Corded

1 HP
2,800 RPM

Features

Quiet Package	Standard	Standard	QuietPower II	QuietPower III
Household Type	1-2 People RARELY COOK	2-4 People RARELY COOK	2-4 People COOK DAILY	4+ People COOK DAILY
Good For Grinding	Fruit peels, cooked pasta or rice, cereal	Beans, seeds, potato peels, cooked meat	Vegetable peels, small bones, fruit pits	Cooked or raw meat, fruit pits, small bones
Limited Warranty	1 YEAR	2 YEAR	5 YEAR	7 YEAR

Power Cord Accessory - WC21X20360

Additional Information



Our advanced DC motor technology powers through the toughest foods without jamming or clogging. No "jam-buster wrench" needed!



Drain Boost technology uses an angled fin to forcefully direct water, preventing jamming and effortlessly draining food waste.



This powerful garbage disposal spins at a high speeds giving the toughest foods an ultra fine grind, protecting your plumbing for years to come.



This septic safe food disposal works with properly maintained septic systems. Additional accessories are not needed.



LAUNDRY PACKAGES




#1 Most Reliable Laundry Brand
in the J.D. Power 2025 U.S. Appliance Reliability & Service Study.

GE Appliances received the highest number of awards in the J.D. Power 2025 U.S. Appliance Reliability and Service Study, based on 1-3-year-old models. Newer models may be shown. Visit [jdpower.com/awards](https://www.jdpower.com/awards) for more details.

FRONT LOAD LAUNDRY



#1 Most Reliable Appliance Brand
for Front-Load Washers



GE® 4.6 Cu. Ft. Capacity Smart Front Load ENERGY STAR® Washer

GFW510SCVWW

- UltraFresh Vent System with OdorBlock™
- Microban Antimicrobial Technology
- True 32" depth
- Fill Hoses Included



GE® 7.8 Cu. Ft. Capacity Smart Front Load Dryer

GFD55

- Built-In WiFi powered by SmartHQ™
- Quick Dry
- Sanitize cycle

GFD55ESSNWW - Electric
GFD55GSSNWW - Gas
GFV55ESSNWW - Electric



GE® 5.0 cu. ft. Capacity Smart Front Load ENERGY STAR® Steam Washer with Sanitize + Allergen

GFW655SPVDS - Carbon Graphite
GFW655SSVWW - White

- UltraFresh Vent System with OdorBlock™
- SmartDispense™ Technology
- Microban® Antimicrobial Technology



GE® 7.8 cu. ft. Capacity Smart Front Load Dryer with Steam and Sanitize Cycle

GFD65ESPVDS - Carbon Graphite, Electric
GFD65ESSVWW - White, Electric


GFD65GSPVDS - Carbon Graphite, Gas
GFD65GSSVWW - White, Gas

- Power Steam Technology
- Quick Dry
- Built-In WiFi powered by SmartHQ



GE® FRONT LOAD WASHER/DRYER PEDESTALS

GFPI528SNWW-White
GFPI528PTDS - Carbon Graphite



GE® LAUNDRY 7" RIGHTEIGHT™ RISER

GFRO728SNWW-White
GFRO728PTDS-Carbon Graphite



GE Appliances received the fewest reported problems in its segment in the J.D. Power 2025 U.S. Appliance Reliability and Service Study, based on 1-3-year-old models. Newer models may be shown. For J.D. Power 2025 award information, visit jdpower.com/awards.

Click on the model number to be taken to the product quick specs.

TOP LOAD LAUNDRY



#1 Most Reliable Appliance Brand
for Top-Load Washers



GE® 4.0 Cu. Ft. Capacity Washer with Stainless Steel Basket and Water Level Control

GTW220ACWWW

- Water Level Control
- Stainless steel basket
- Late Lid Lock Safety
- Fill Hoses Included

GE® 6.2 Cu. Ft. Capacity Dryer

GTX22

- Auto Dry
- Up to 120-ft. venting capability
- Aluminized alloy drum

GTX22EASKWW - Electric

GTX22GASKWW - Gas



GE® 4.4 Cu. Ft. Capacity Washer

GTW490ACJWS

- Efficient Infusor
- Deep Fill
- Stain Pretreat



GE® 7.2 Cu. Ft. Capacity Electric/Gas Dryer

GTD45

- Up to 120-ft. venting capability
- Aluminized alloy drum
- Extended Tumble

GTD45EASJWS - Electric

GTD45GASJWS - Gas



GE® 4.3 Cu. Ft. Capacity Washer with Stainless Steel Basket, Late Lid Lock Safety

GTW525ACWWB

- 5-year/10-year/
- Lifetime Limited Warranty
- Large 4.3 Cu.Ft. Capacity
- Water Level Control
- Commercial-Grade Components

GE 6.2 Cu. Ft. Capacity Aluminized Alloy Drum Dryer

GTX52

- 5-year warranty
- Even airflow
- Long vent
- Commercial-Grade Components

GTX52EASPWB - Electric

GTX52GASPWB - Gas



GE® 24" Unitized Washer/Dryer with 2.3 Cu. Ft. Capacity Washer and 4.4 Cu. Ft. Capacity Dryer

GUD24

- Stainless steel basket
- Bleach and fabric softener dispensers
- 11 wash cycles
- 6 wash temperatures
- 1 wash/spin speed combination
- Auto Load Sensing
- Rotary electronic controls

GUD24ESSMWW (Electric)

GUD24GSSMWW (Gas)



GE® 27" Unitized Washer/Dryer with 3.8 Cu. Ft. Capacity Washer and 5.9 Cu. Ft. Capacity Dryer

GUD27


- Stainless steel basket
- 11 wash cycles
- 6 wash temperatures
- Heavy-duty agitator
- Auto Load Sensing with 4 water levels
- Rotary electronic controls

GUD27ESSMWW (Electric)

GUD27GSSMWW (Gas)

GE Appliances received the fewest reported problems in its segment in the J.D. Power 2025 U.S. Appliance Reliability and Service Study, based on 1-3-year-old models. Newer models may be shown. For J.D. Power 2025 award information, visit jdpower.com/awards.

COMMERCIAL LAUNDRY



Life is full of cycles

We're here to see you through them all. Again. And again. And again.



GE® 3.8 Cu. Ft. Capacity Commercial Washer with Stainless Steel Basket

VTW565ASVWB

Commercial-Grade Components and Materials

Built to last with a heavy-duty agitator, ½ horsepower motor, stainless steel wash basket, galvanized steel cabinet, and metal transmission.

Protected with Microban®

Antimicrobial Technology built into high-touch elements on the control panel.

800 RPM Spin Speed

A higher spin speed maximizes water extraction.



Commercial Universal Coin Box

VKAUNICBT-GE®



Commercial Single Coin Drop

VTA56SCDT-GE®



Commercial Coin Housing Kit

VTA56CHKT-GE®

GE 7.7 Cu. Ft. Capacity Dryer, Standalone Unit

Commercial-Grade Components

This dryer is built to last, with upgraded hinges, knobs, door strength and close latches for long-lasting performance.

Protected with Microban®

Antimicrobial Technology built into high-touch elements on the control panel.

7.7 Cu. Ft. Capacity

Maximizes revenue with an extra-large capacity that delivers the drying experience that tenants and guests expect.

VTD56EASVWB - Electric

VTD56GASVWB - Gas

Discover more: geappliances.com/commercial-laundry ▶



City-inspired appliances designed for any size home

Bring the energy of the city to any living space with Haier's full-size and small-space appliances. Haier Appliances offers worldly inspired design simplicity, at a value.



See the latest from Haier on our social channels.



Small Space Kitchen Appliance Suite

Haier small-size appliances let you live large even in the smallest kitchen. Integrated handles, unique configurations, built-ins and free-standing appliances – our smaller appliances are designed for function, fashion and easy installation. Whether you've got an urban apartment or condo, tiny kitchen, man cave, home bar, or even an RV, we've got small-size appliances to maximize space with style to spare.



Refrigerators
33" Wide or Less



24" Ranges



24" Wall Ovens



24" Microwaves



18" Dishwashers

**Explore the #1 brand of major appliances
in the world for over 10 years in a row.**



Hotpoint®
TOUGHER
 ♦ **THAN** ♦
TENANTS

Since 1903, Hotpoint has built appliances that get the job done right. That's why we know property manager customers will appreciate the fact that we've designed our appliances to be tougher than ever, while still respecting their budgets and timelines. We take pride in making life just a little easier and in building appliances that are strong enough to wear our logo.



SEE THE LATEST FROM HOTPOINT ON OUR SOCIAL CHANNELS.

TOUGHER THAN TENANTS PACKAGE



Hotpoint® 15.6 Cu. Ft. Recessed Handle Top-Freezer Refrigerator

HPS16BTNR

- LED lighting
- Pocket handles
- Adjustable wire shelves

HPS16BTNRWW - White
HPS16BTNRBB - Black



Hotpoint® 17.5 Cu. Ft. Recessed Handle Top-Freezer Refrigerator (Not shown)

HPS18BTNR

- LED lighting
- Pocket handles
- Adjustable wire shelves

HPS18BTNRWW - White
HPS18BTNRBB - Black



Hotpoint® 1.6 Cu. Ft. Over-the-Range Microwave Oven

RVM5160DH

- Convenience cooking controls
- Weight and time defrost
- Turntable
- Two-speed, 300-CFM venting system

RVM5160DHWW - White
RVM5160DHBB - Black

Hotpoint® One Button Dishwasher with Plastic Interior

HDF310PGR

- Active Flood Protect
- One-button cycle operation
- Completely washed and dried dishes
- Hard-foam disposer
- 60 dBA dishwasher

HDF310PGRWW - White
HDF310PGRBB - Black



Hotpoint® 30" Free-Standing Standard Clean Range

RBS360DM



- Standard clean oven
- Sensi-Temp Technology
- Electronic clock and timer

RBS360DMWW - White
RBS360DMBB - Black



Hotpoint® 30" Free-Standing Range (Not shown)

RGBS300DM



- Standard clean oven
- 4.8 cu. ft. oven capacity
- Sealed cooktop burners
- Porcelain upswept cooktop

RGBS300DMWW - White
RGBS300DMBB - Black





WE CONNECT. WE SIMPLIFY.
WE LEAD.